

How to show multiple time frames on Windows 10

With just a few simple steps, we can track different time zones in the Taskbar on Windows 10.

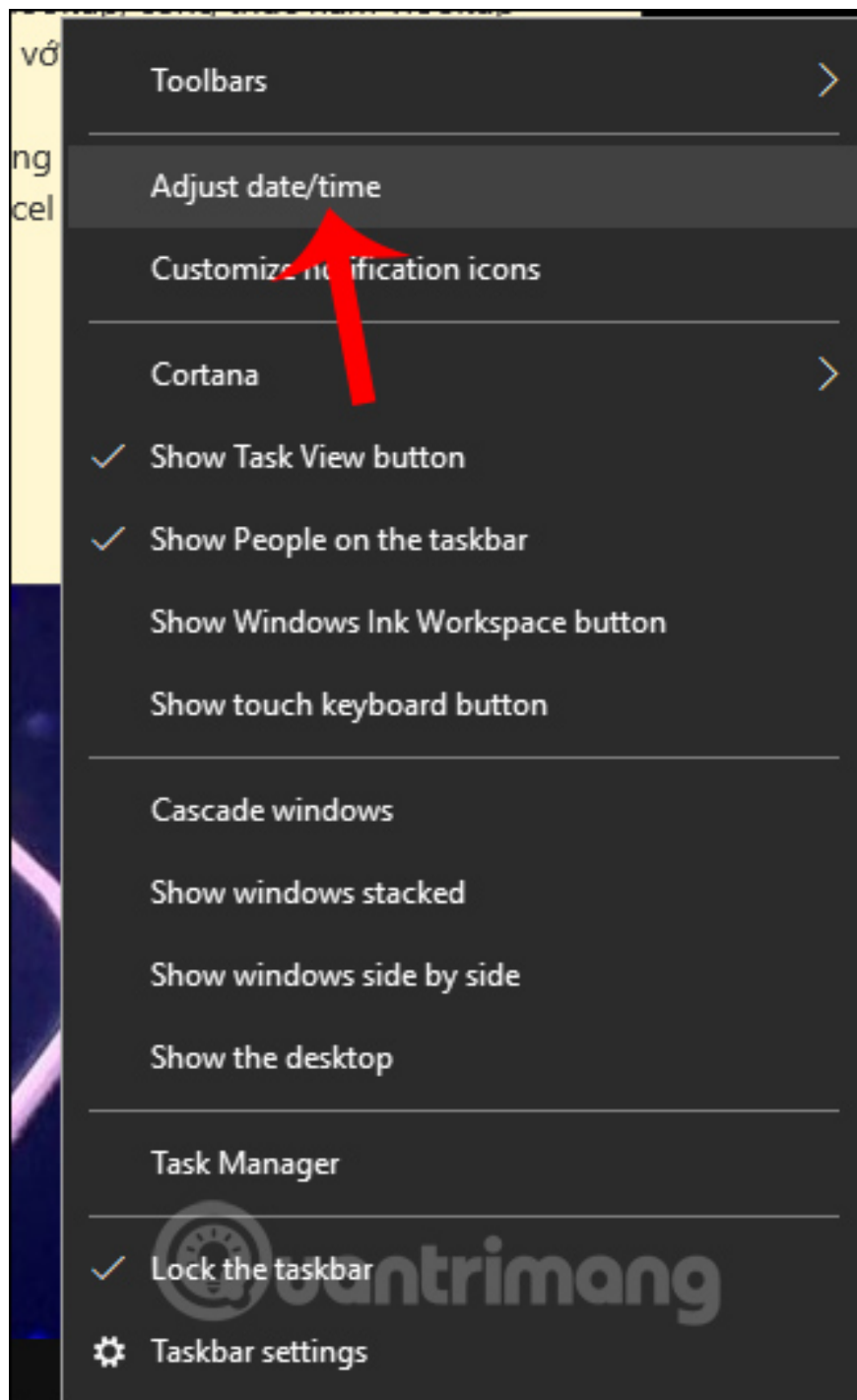
Time displayed on the computer is set according to the time zone that the person selected in the settings. And the time will only display according to that time zone only. So what if you want to see more time in other parts of the world?

Windows computers allow you to display different time zones so that we know the time at the location where your relatives or friends live, study and work. The time in the selected time zones to display also automatically updates the time as usual. The following article will guide you how to display additional time frames on the Windows toolbar.

Instructions to add time zone at Windows Taskbar

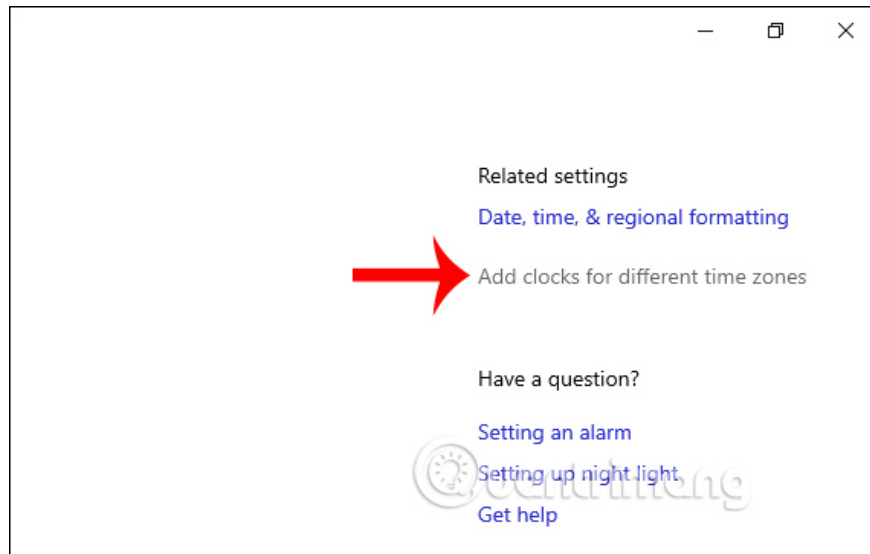
Step 1:

In the bottom right corner, right-click the time frame and select **Adjust date / time** . Or press Ctrl + I and select Time & Language> Date & Time.



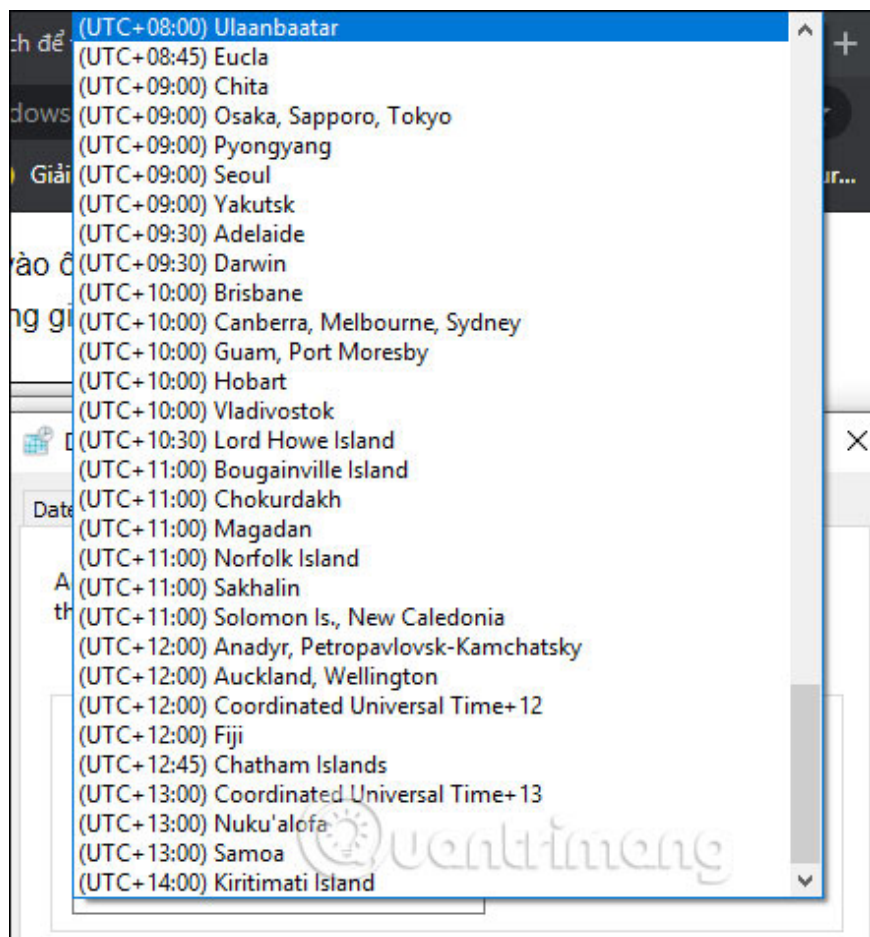
Step 2:

Switch to the setting interface on the computer, we click on the **Add clocks for different time zones** in Related Settings.

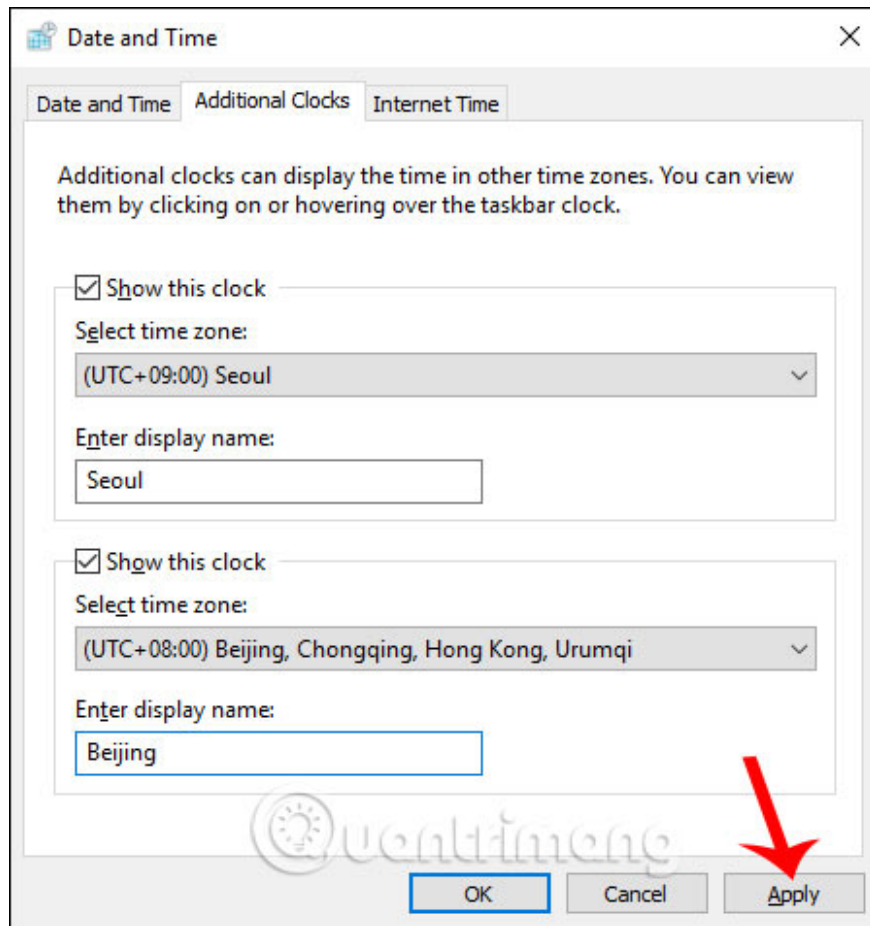


Step 3:

Display interface for us to add other time zones displayed on the computer, maximum display 2 more different time zones. First of all you need **to tick the Show this clock** . Then **select another time zone** to display.



When you have completed 2 other time zones, **click Apply** to save and then click OK.



Finally, when we click on the time in the bottom right corner of the screen will display 2 more time zones that you have chosen.

4:04:14 PM

Friday, January 3, 2020

Seoul
6:04 PM Today

Beijing
5:04 PM Today

January 2020

Su	Mo	Tu	We	Th	Fr	Sa
29	30	31	1	2	3	4
5	6	7	8	9	10	11
12	13	14	15	16	17	18
19	20	21	22	23	24	25
26	27	28	29	30	31	1
2	3	4	5	6	7	8

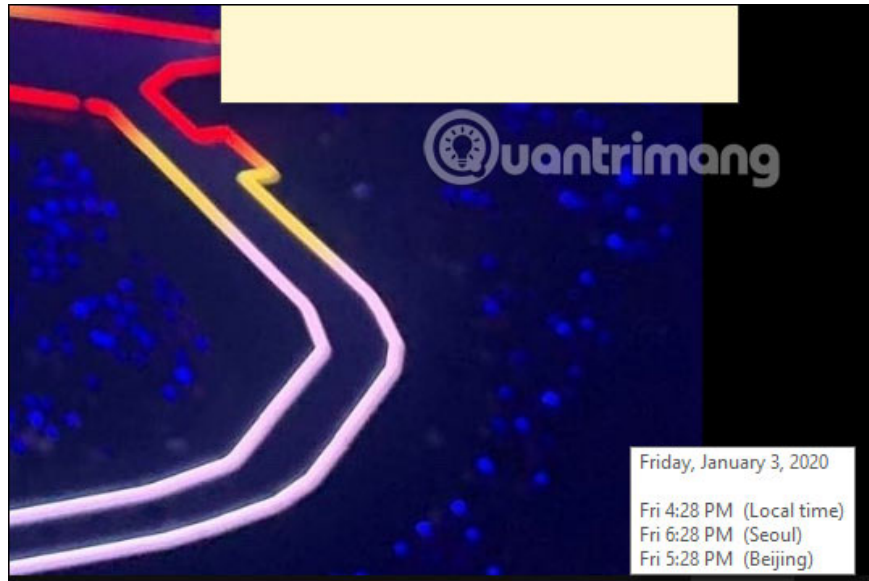
Today

Quantrimang

+

No events

Or when you hover over the time section also shows the time with Local Time as the time in your city and the other 2 time zones.



So you can track more time in many other countries around the world. This is the same for all versions of the Word operating system.

See more:

1. Cause of wrong hours on Windows 10 and how to fix it
2. How to change the time, date and month in Windows 10?
3. How to let Windows notify you once per hour
4. How to change date and time format on Windows?

I wish you successful implementation!

You finished reading the article "**How to show multiple time frames on Windows 10**" edited by the [TipsMake](#) team. We hope this article has provided you with many useful tech tips and tricks. You can search for similar articles on tips and guides. Thank you for reading and for following us regularly.