

How to shorten the link and create a QR code using goo.gl

With goo.gl Google link shortening service, we can easily shorten the website link and can generate QR codes to access the website link on the phone.

Along with other link shortening services, Google's goo.gl service is chosen by many people, because the professionalism of a special service can generate QR codes to access links on the phone.

Services that shorten the URL shortening website link are now extremely popular and many tools for us to choose from. With shortened links, users will easily manage them more than the original long original link. In particular, the link shortening will be more convenient and somewhat more secure when sharing and sending links to others. With goo.gl, you can easily get a short link with QR code for direct sharing and faster access on the phone. The following article will show you how to use goo.gl to shorten the link.

Shorten the link with Google's service

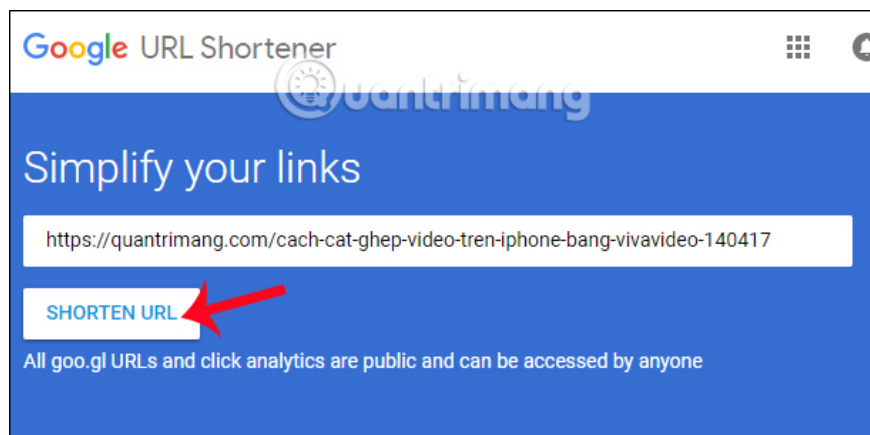
Step 1:

We click the link below to access goo.gl's homepage.

1. <https://goo.gl/>

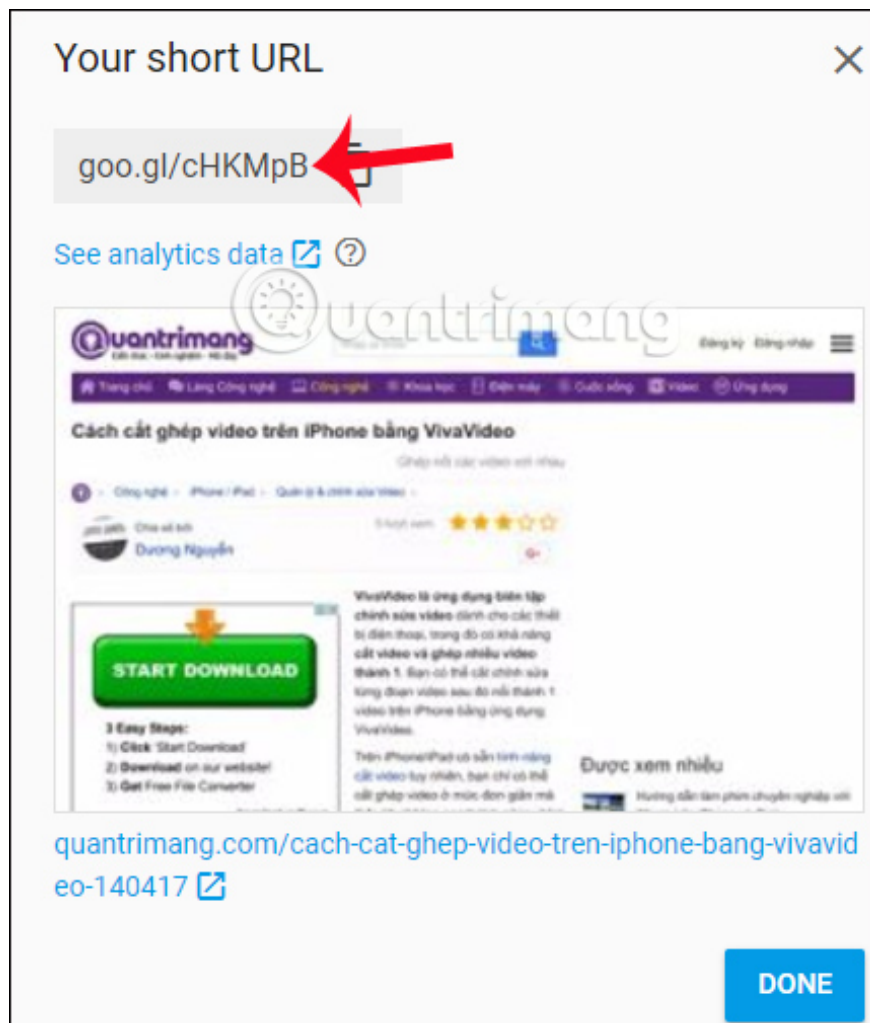
Step 2:

On the home page, paste the link you want to shorten into **Your original URL here** and click **Shorten URL** below.



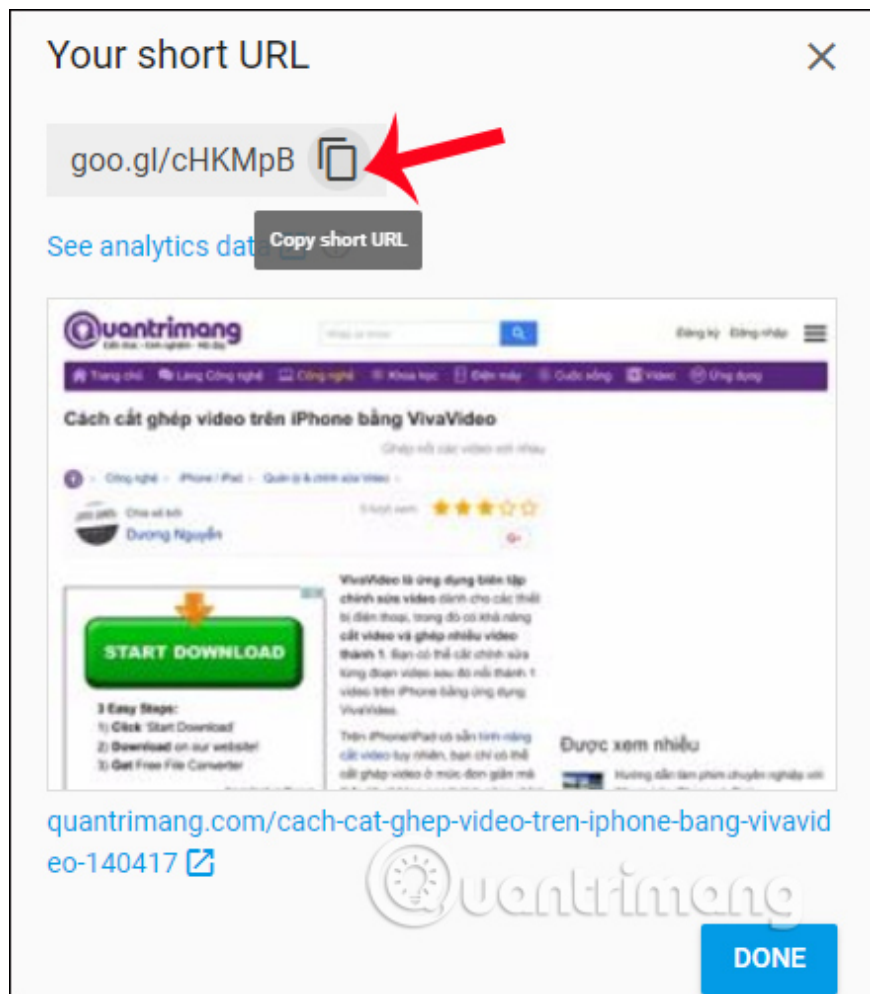
Step 3:

The dialog box appears with the shortened link in goo.gl format as shown below.



To **copy the shortened link** , we just need to click on **the small icon** equivalent to the link to copy the link. You will receive a Short URL message copied on the interface of goo.gl.

Now users can share that link to anyone as a simple shortened link.



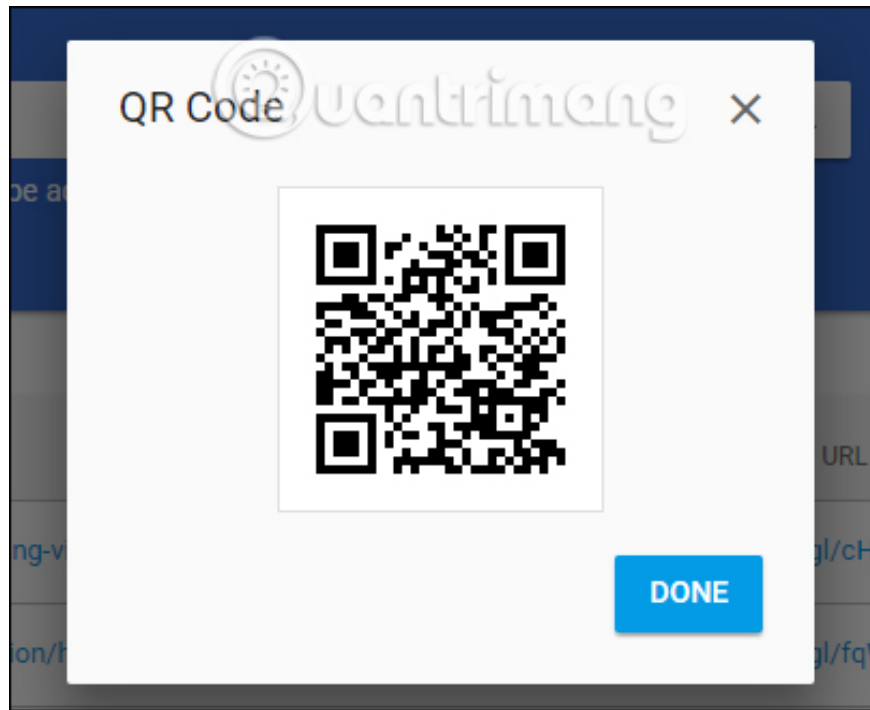
Step 4:

Return to the list of shortened links. We will see the service summarizes the number of clicks on this shortened link for users to manage.

To **get the QR code** for the shortened link, users click on **the 3 vertical dots icon** at the end of the link. Then select **QR Code**.



Immediately appear QR code for this shortened link. You can click this QR code to get the link to share.



For those who receive this shortened QR code, they can use the phone with a QR code scanner to open this web link immediately.



Quét Mã QR



Quantrimang

Đặt mã QR ở trung tâm của hình
vuông để quét tự động.



Quét mã QR

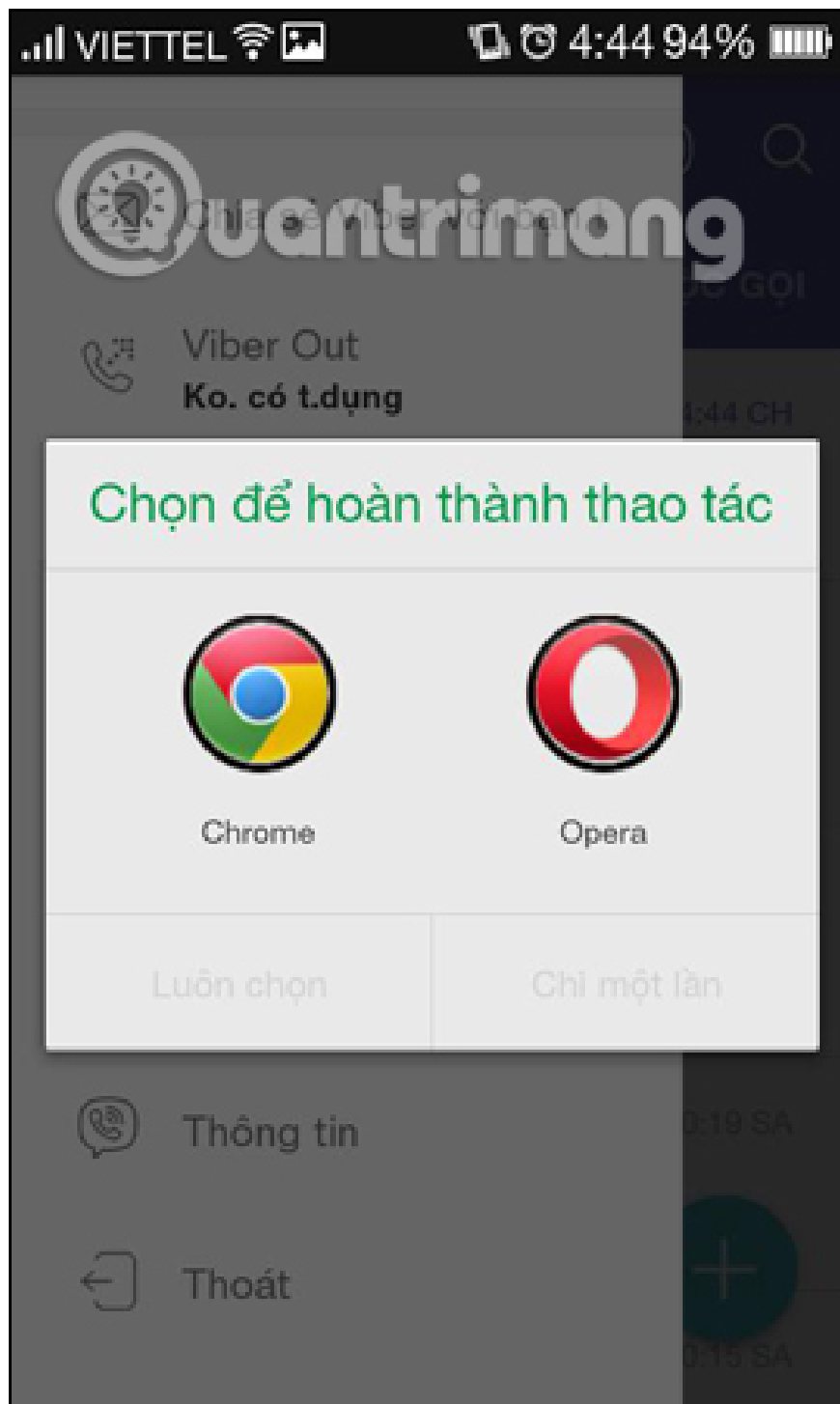
<https://goo.gl/cHKMpB>



Mở



Mã QR của tôi



Thus, with Google's extremely popular short-term link service, users will be able to quickly shorten the website link. Sharing links from there is also simpler. Besides, you can also use QR codes to send directly and access that website on the phone.

I wish you all success!

You finished reading the article "**How to shorten the link and create a QR code using goo.gl**" edited by the [TipsMake](#) team. We hope this article has provided you with many useful tech tips and tricks. You can search for similar articles on tips and guides. Thank you for reading and for following us regularly.
