

How to shorten links on iPhone with Siri Shortcuts

Siri Shortcuts on iOS 12 supports shortening links to share with simple and fast operations.

With long links when sharing will be relatively aesthetic, users will look to link shortening tools. So when sharing links on Messenger or Gmail will be faster and simpler. With iPhone we can always use Siri Shortcuts for iOS 12. This application will create shortcuts for many different features, such as downloading YouTube videos on iPhone, turning off WiFi from the screen, or shortening the link. The Network Administrator will introduce you to the article below.

1. How to know what the shortened URL contains behind without clicking on them?
2. Ignore ads of shortened links to directly access the original link on Chrome, Coc Coc and Firefox
3. 5 security settings to do right on iOS 12

Guide to shortening links on iPhone

Step 1:

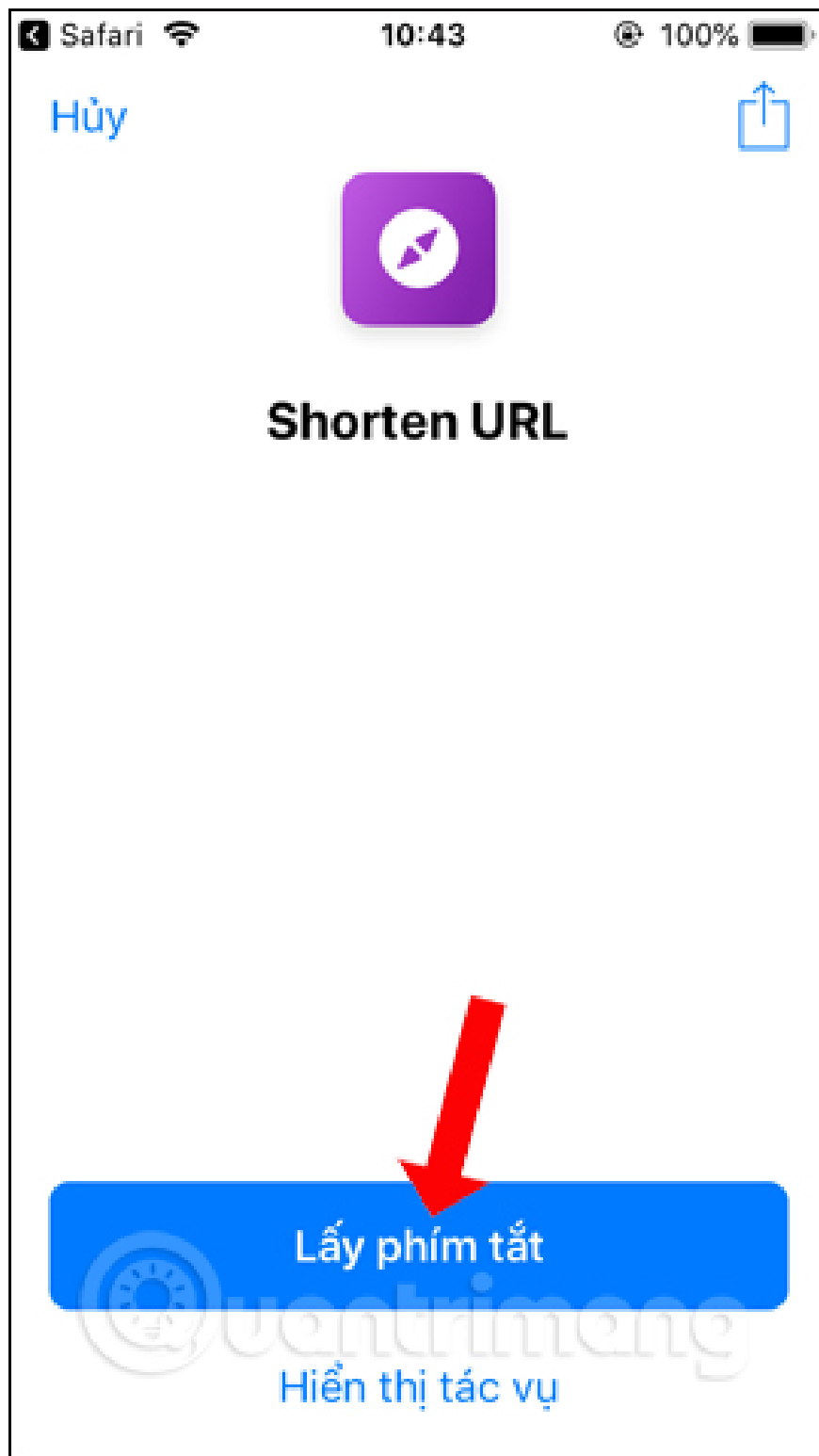
Download Siri Shortcuts application according to the link below.

1. Download Siri Shortcuts application

Then the user directly access the link below to download the shortcut Shorten URL.

<https://www.icloud.com/shortcuts/244837ad491148f2b89f406c8ea13d6a>

In this interface, click **Get shortcut** to create shortcut.



Step 2:

Now users open Safari and then visit the website to shorten the link to send, continue to click **the Share icon** in the middle of the screen. Then appear the application to share the link, click **the Shortcut button** from the menu.



10 địa điểm bí ẩn, kỳ lạ xuất hiện Google Earth khiến con người kinh ngạc

> Khoa học > Khám phá khoa học >

 Chia sẻ bởi
Phương Phùng
5.412 lượt xem 



Step 3:

Display interface on Siri Shortcuts application. Here, click on **Shorten** to download the new **URL** . Immediately the tool will conduct link analysis to produce a shortened link.

Không có SIM

10:45

100%

Hủy

Chạy phím tắt

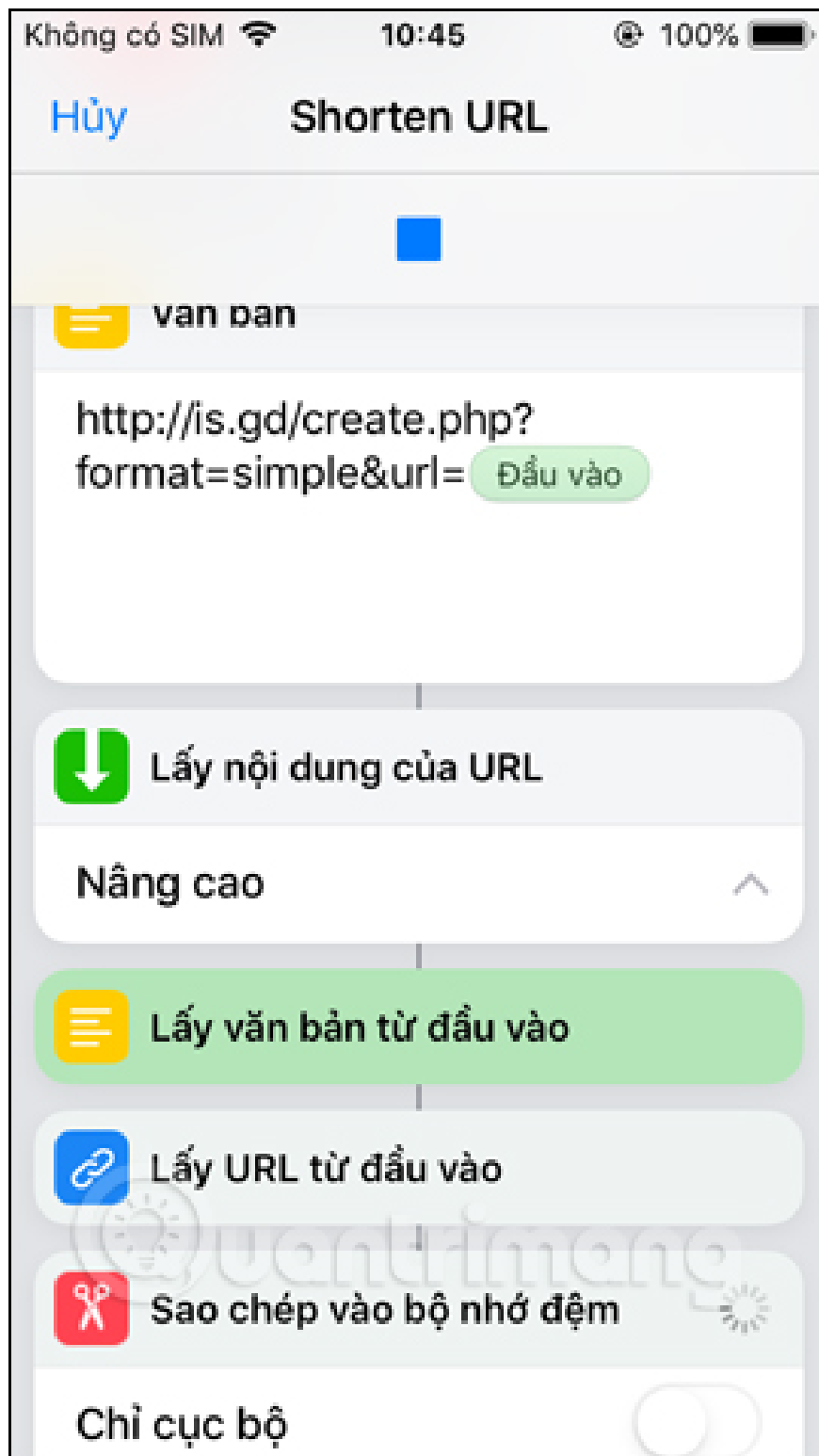
🔍 Tìm kiếm



Lấy các phím tắt khác



 Quantrimang



The shortened link result will be saved to the clipboard. You just need to open an email, Messenger, message or any application and then paste paste link to use. Immediately will display a shortened link. Below the figure, for example, save the link to the Notes application. Clicking on the shortened link will directly open the website with the original link.

Không có SIM

10:46

100%

< Ghi chú



Xong

<https://is.gd/iCwTMu>



Aa



q

w

e

r

t

y

u

i

o

p

a

s

d

f

g

h

j

k

l



z

x

c

v

b

n

m

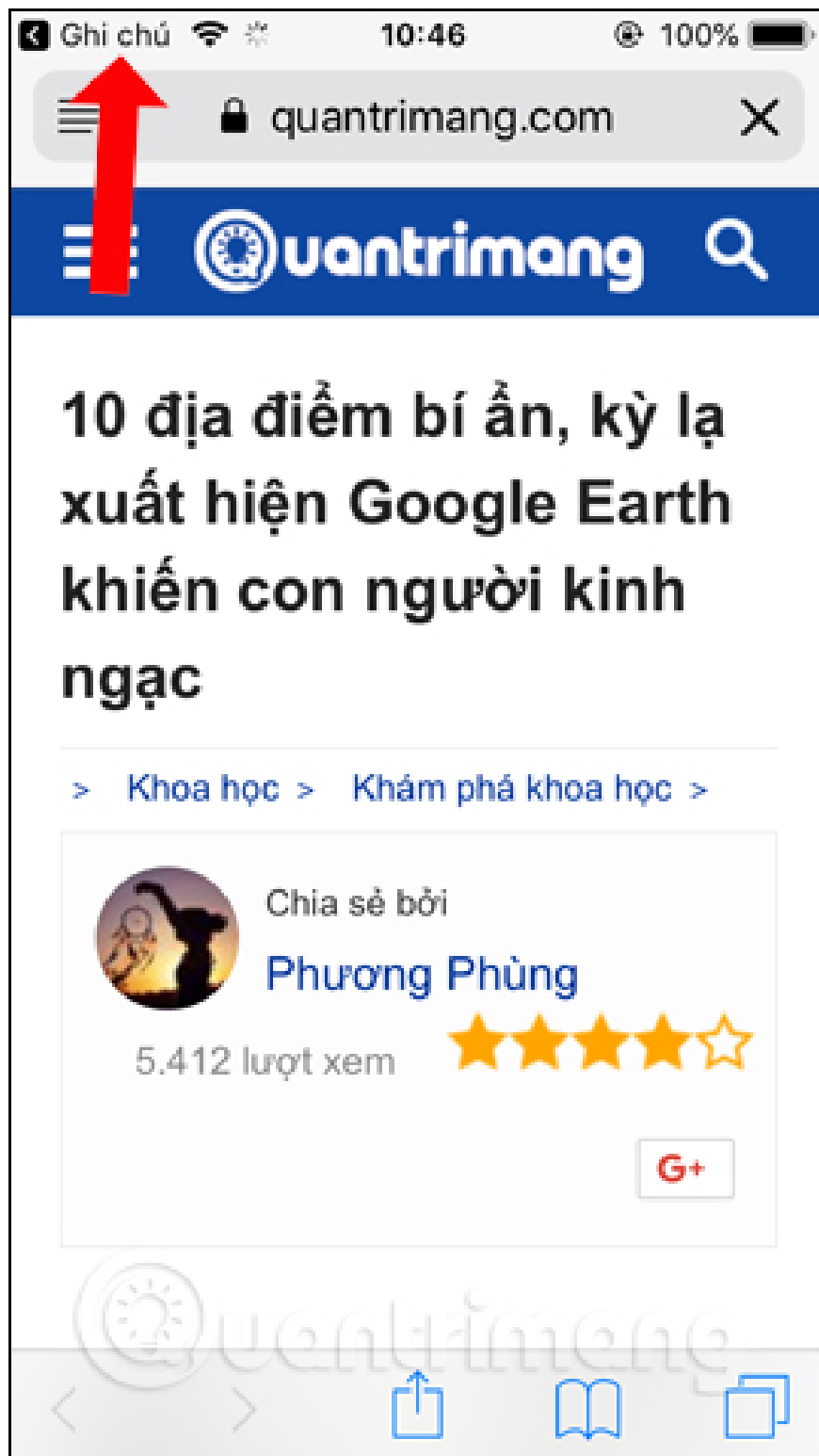


123



dấu cách

Nhập



With only one Siri Shortcuts application on iPhone, users will be able to use many different features. We do not need to install each application for each function to use.

See more:

1. These are new features on iOS 12, do you know?
2. How to limit the time to use the application on iOS 12

3. How to turn on Google Maps for CarPlay on iPhone

I wish you all success!

You finished reading the article "**How to shorten links on iPhone with Siri Shortcuts**" edited by the [TipsMake](#) team. We hope this article has provided you with many useful tech tips and tricks. You can search for similar articles on tips and guides. Thank you for reading and for following us regularly.
