

# How to shoot money Vinaphone with 2Friend money transfer service

How to shoot money online vinaphone - vinaphone network money transfer between 2 phones, money transfer vinaphone internal network.

1. How to shoot money Viettel with I-share service
2. How to shoot money Mobi, Mobifone phone transfer
3. How to register 3G packages Vinaphone

Those of us who use the phone will definitely encounter a case, need to call an important call, but the SIM account is out of money, and there is no money available to buy the recharge card, if Vinaphone is advanced, it can only advance a certain amount, help call and text. In this case, there is only one way to ask other people to shoot Vina's money, transfer Vinaphone's phone number to use. With Vina Money shot, you can receive up to 300,000 VND in the day through 2Friends service.



In order to use the pre-Vina shooting method, users need to register Vinaphone's 2Friends service. Details of how to shoot money from Vina, transfer money from Vinaphone network phone number will be available in the following article.

2Friends service allows VinaPhone prepaid subscribers to transfer money from their prepaid phone account to another VinaPhone prepaid account. To be able to use 2Friends service (transfer money to other VinaPhone prepaid subscribers), prepaid subscribers of VinaPhone must register to use the service.

# 1. Conditions for using money transfer service from Vinaphone



## For money transfer subscribers

1. Prepaid subscribers have operating time  $\geq$  06 months (180 days) from the date of activating VinaPhone network.
2. Subscribers are active in both directions at the time of transfer;
3. Balance in big phone account  $\geq$  (amount needed to transfer + service fee).

## Subscribers receive money

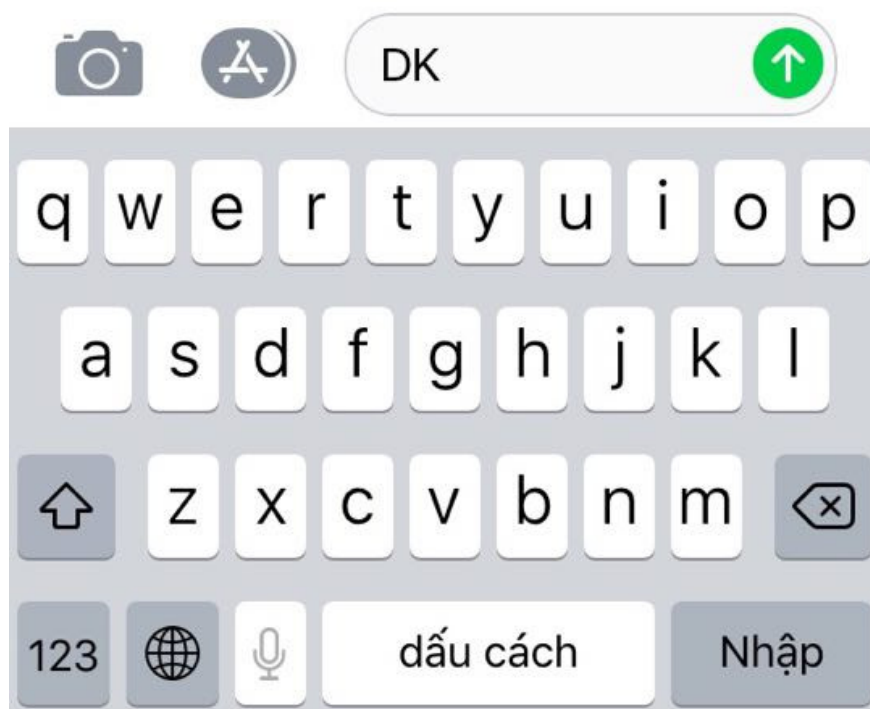
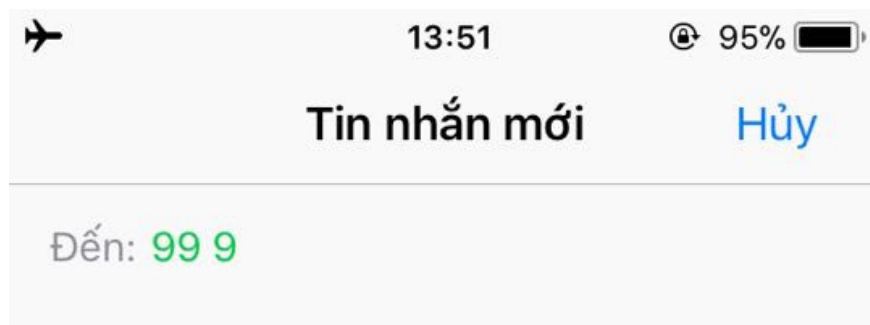
1. Prepaid subscribers are active (including subscribers who have just joined the network)
2. Prepaid subscribers are locked one way;
3. Prepaid subscribers are locked with two directions and still within the time limit for keeping the numbers on the system.

## Amount and number of days used

1. The transfer amount is a multiple of 1,000 VND; The maximum amount of money transferred in 1 time is 50,000 VND, the minimum amount is 1,000 VND.
2. Subscribers who transfer money are not deducted from the day of use and the subscriber receives money in case the subscriber is active (open 2-way) on the network, only adding money to the account; In case the subscriber is a subscriber who is locked in one direction or two directions, he / she will be allowed to add the money and the use date (the number of days added to the number of days of the face value of the Eload service card above) to the account.

# 2. How to register money transfer service from Vinaphone

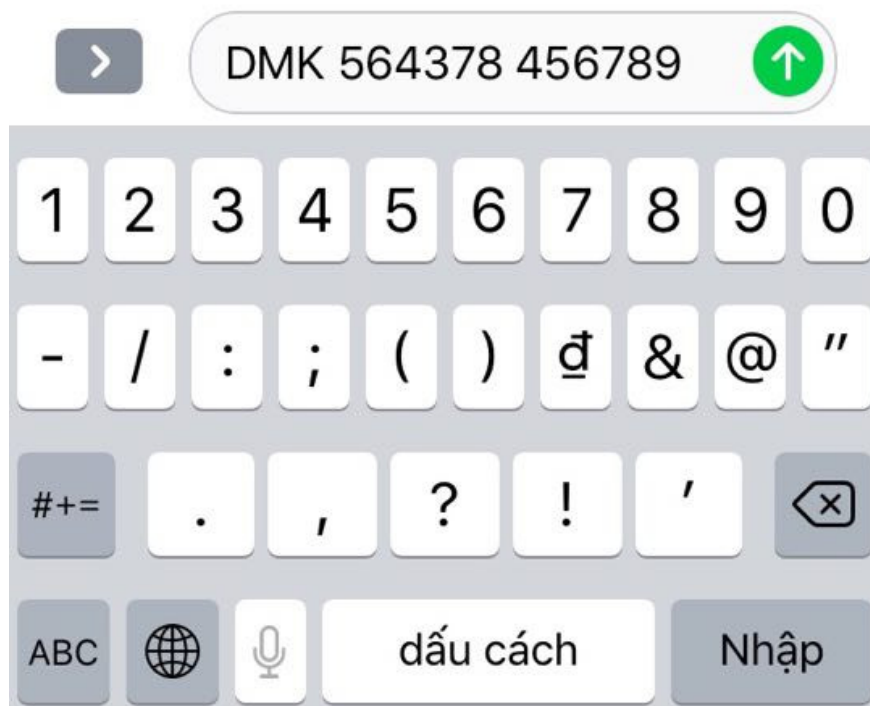
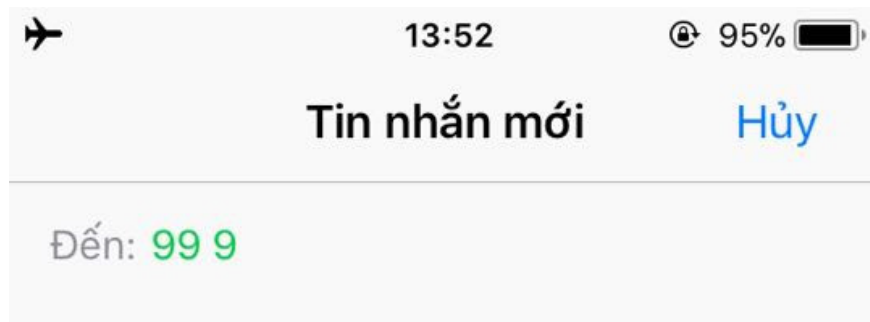
To use the money transfer service, you first need to register your subscription in the following way: **write DK to 999**.



After texting, you will receive a message to provide the password from the system to the number of subscribers you register. This password will be used in each transfer.

To change the password to transfer money, you compose the message according to the syntax:

**DMK\_ Old password\_ New password and send to 999.**



When you successfully change your password, the system will automatically send you a new password message.

The password will be 6 digits, each subscription will be provided once at registration.

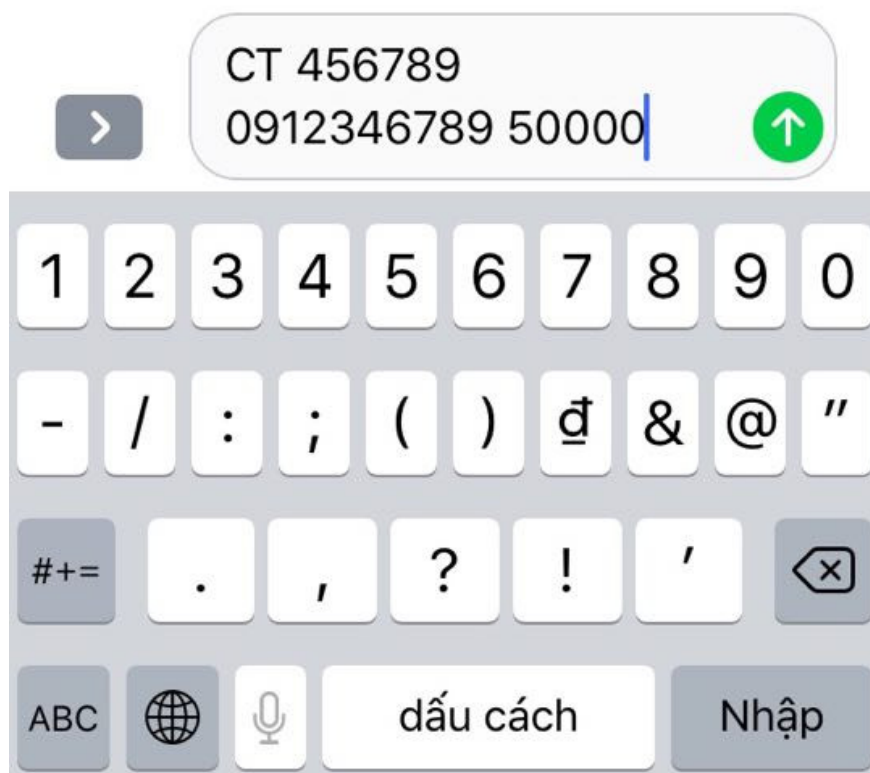
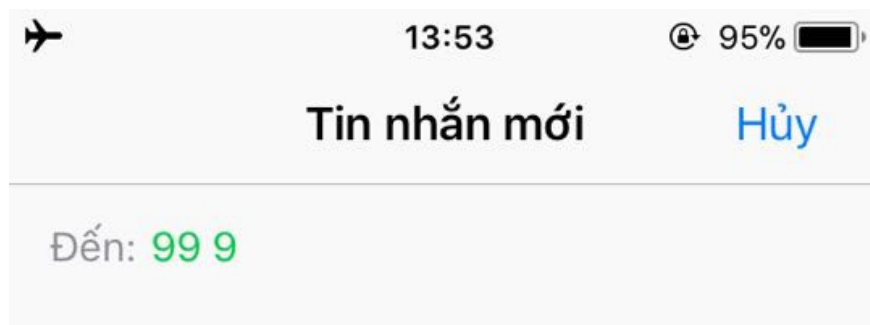
In case you **lose or forget your password** , you can compose the message according to the syntax **MK send 999** to retrieve it.

**Note :** In case of composing a message requesting a successful password retrieval to 999, the system will suspend the service of that subscriber. 999, the new messaging system returns the current password notification of the subscriber. After receiving the SMS notification of the password, new subscribers can use the normal 2Friends service.

### **3. Syntax of money transfer**

After successfully registering the service and acquiring a password, you can make a money transfer via text message or manipulate directly on the phone number screen.

Transfer money via SMS, write the syntax:



**CT\_Value\_SDT receive money\_Number of remittances to 999 (\_ is a space)**

Transfer money with USSD, write the syntax:

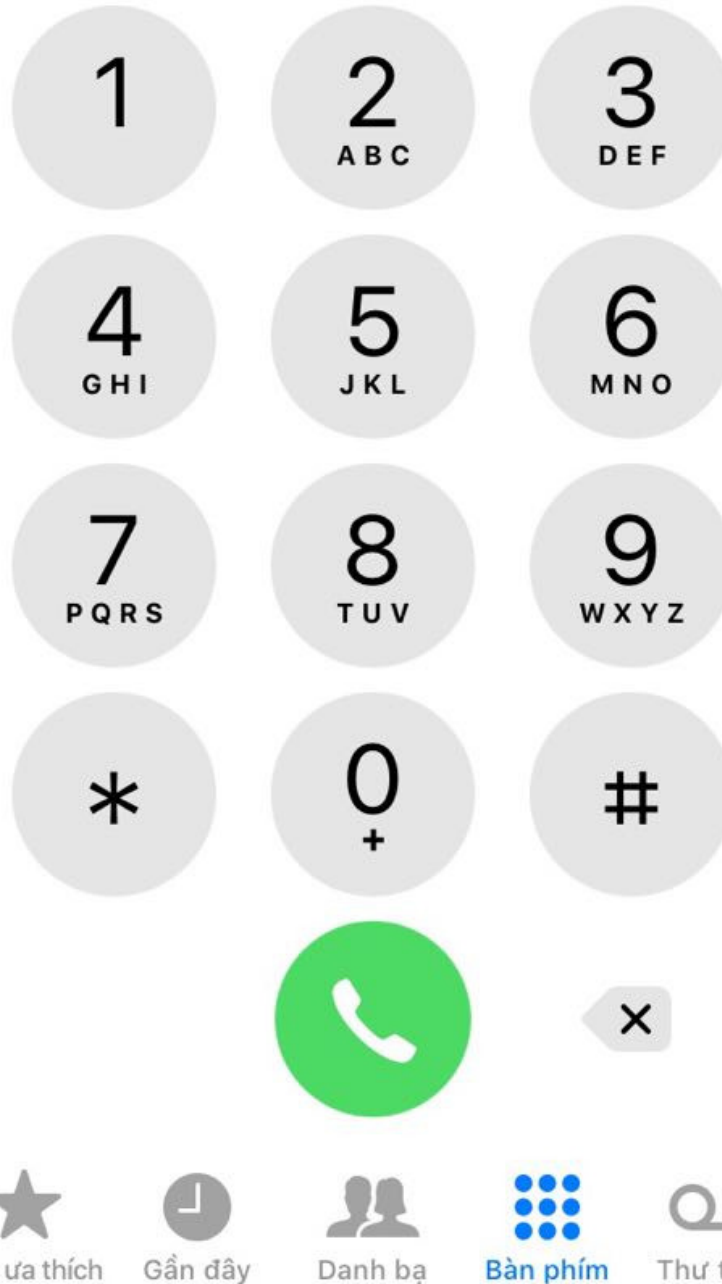


13:54

94%

...\*0912345869\*20000#

Thêm số



\* 999 \* MatKhou \* S?T NhanTien \* SoTienChuyen # OK

Hope you are succesful.

You finished reading the article "**How to shoot money Vinaphone with 2Friend money transfer service**" edited by the [TipsMake](#) team. We hope this article has provided you with many useful tech tips and tricks. You can search for similar articles on tips and guides. Thank you for reading and for following us regularly.

