

How to share passwords on iPhone / iPad with AirDrop

With iOS 12, you can share passwords with AirDrop on iPhone. This process is not only fast but also very safe. Follow these steps to discover this password management feature.

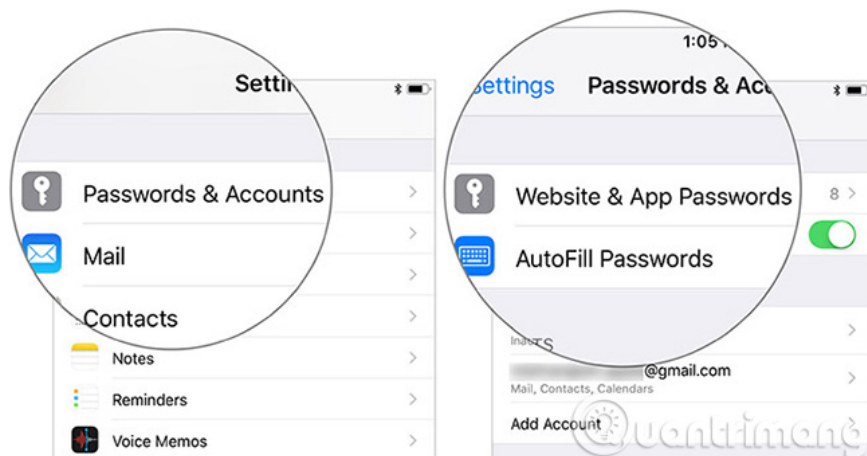
With iOS 12, you can share passwords with AirDrop on iPhone. This process is not only fast but also very safe. Follow these steps to discover this password management feature.

In order to protect personal data, users often use secure passwords for applications. And with iOS 12, Apple introduced a password management system with many useful functions. In it you can share your password via AirDrop - a secure, fast and reliable communication system.

Note: You are only allowed to share passwords between iOS 12 and MacOS Mojave devices.

Step 1. Open the **Settings** app on your iOS device.

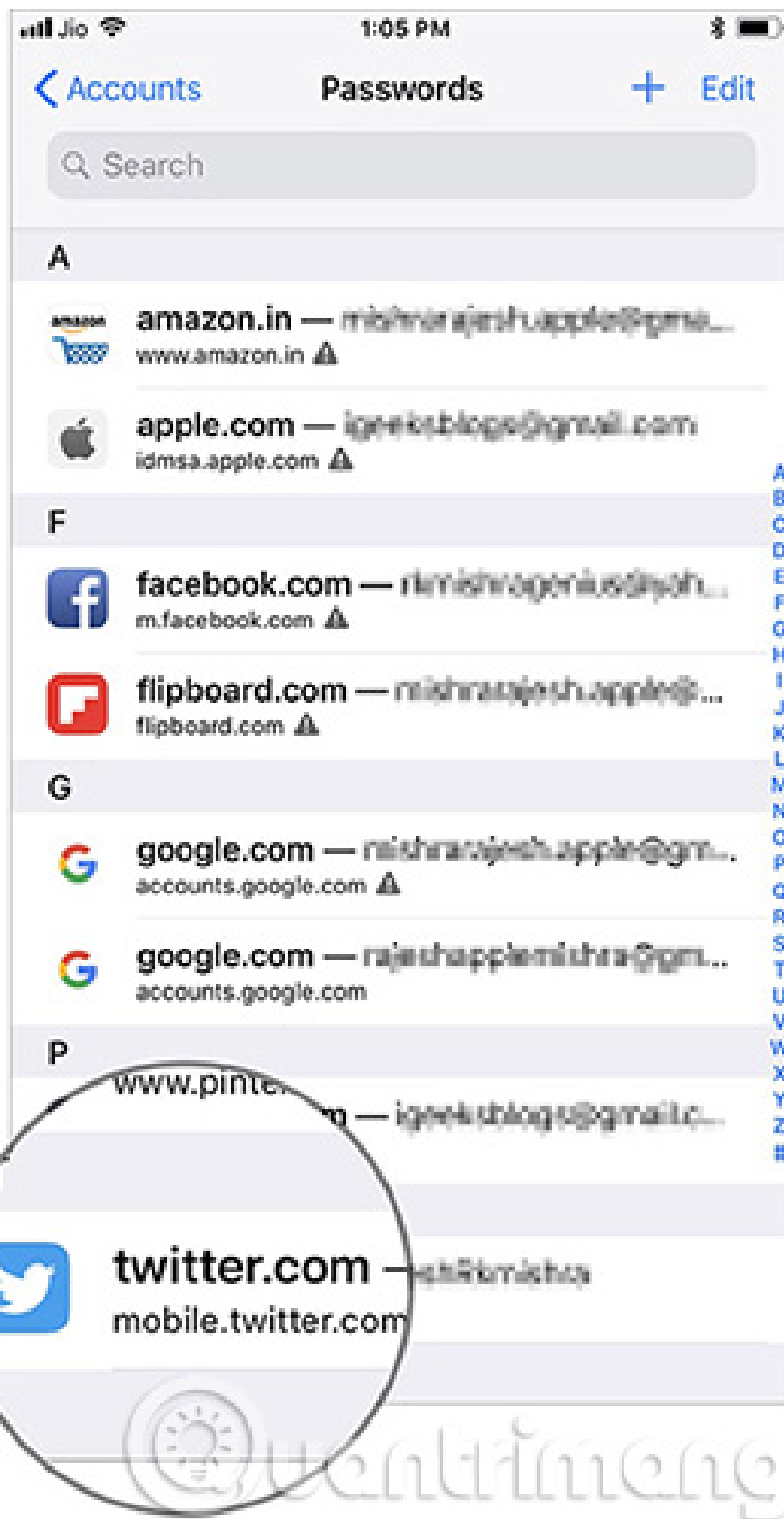
Step 2. Now, press **Passwords & Accounts ? Website & App Passwords**.



Then, enter the iPhone password to see the saved passwords.

Note: With iOS 12, you can access all saved passwords with Siri. Call your personal assistant and it's 'Hey Siri, show my passwords'. Then enter the password and see it as normal.

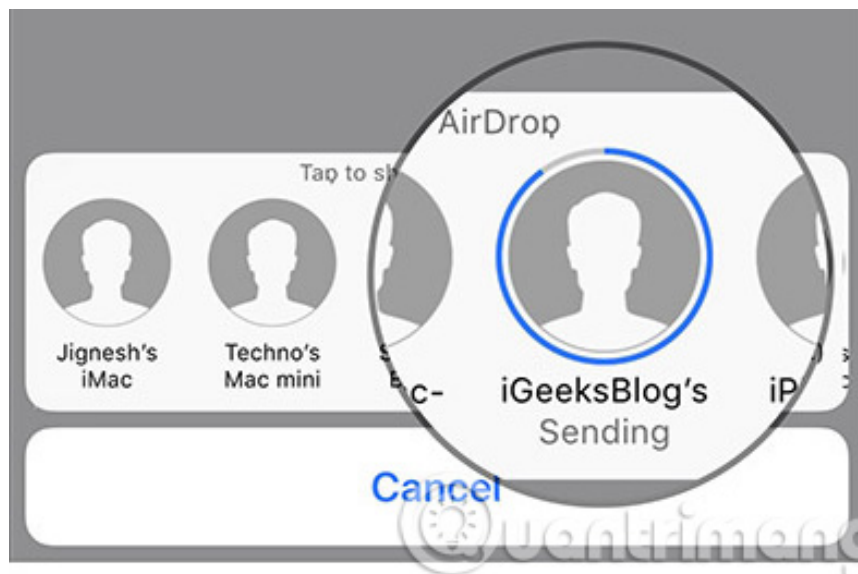
Step 3. Next, select a login account.



Step 4. Click on the password field and then select AirDrop.



Step 5. Select nearby nearby devices to share.



Now, the password will be sent as usual. The recipient simply needs to touch **Accept** in the popup window to download the password.

Thanks to the new API password manager, password processing has become more convenient than ever.

To enhance privacy protection, iOS 12 also offers unique passwords. It provides a better way to create, keep, and access encrypted words.

It not only works on Safari but also on third-party applications. Even your encrypted words will be stored in iCloud Keychain and synchronized on your devices to make it easy to access and manage them without any hassle.

See more:

1. How to limit the time to use the application on iOS 12
2. Add function key Scan QR code to Control Center on iOS 12
3. Forgot iPhone password, what to do?
4. How to set super strong iPhone password to hackers also "give up"
5. View saved passwords on iOS 11

You finished reading the article "**How to share passwords on iPhone / iPad with AirDrop**" edited by the [TipsMake](#) team. We hope this article has provided you with many useful tech tips and tricks. You can search for similar articles on tips and guides. Thank you for reading and for following us regularly.