

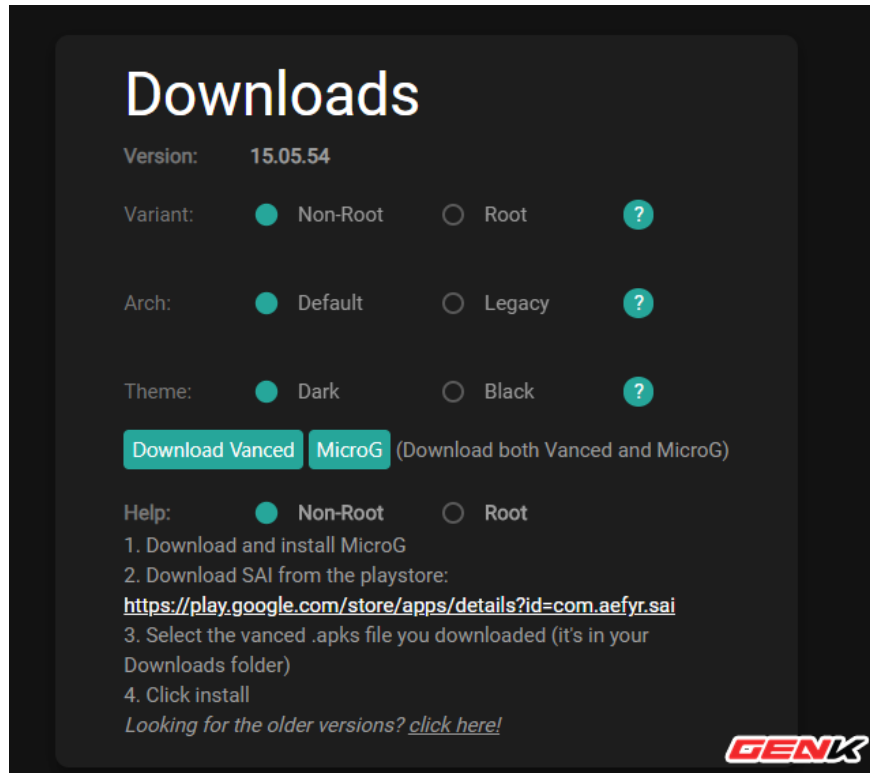
# How to set YouTube to always play high quality videos on smartphones, watch videos no longer blurred

A simple way to make the time for thinking of avoiding Covid-19 with your Youtube a little easier.


As previously reported, YouTube has just announced that the videos will be reduced to the default resolution, starting next month and will apply to all users around the world. YouTube says it will reduce the quality of user videos to help avoid bandwidth overload when more people are at home due to the Covid-19 epidemic.



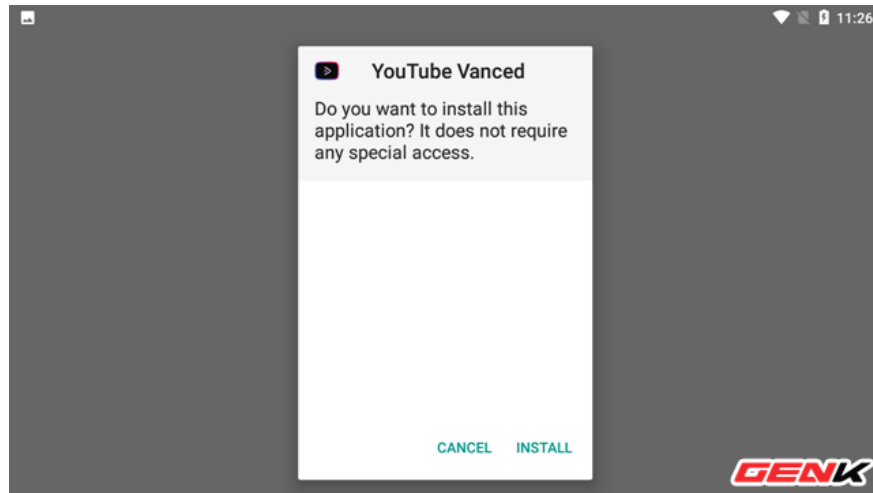
By default, YouTube videos will only play at 480P resolution. If you want to watch the video in higher resolution, you'll have to manually customize it. However, if you don't want to change the video playback quality per view, here is how you can change the default YouTube video playback quality so that it always plays high quality videos.




**Step 1:** Go to the "vanced.app" address, scroll down to the Downloads page, and download the "Vanced" and "MicroG" installation packages.



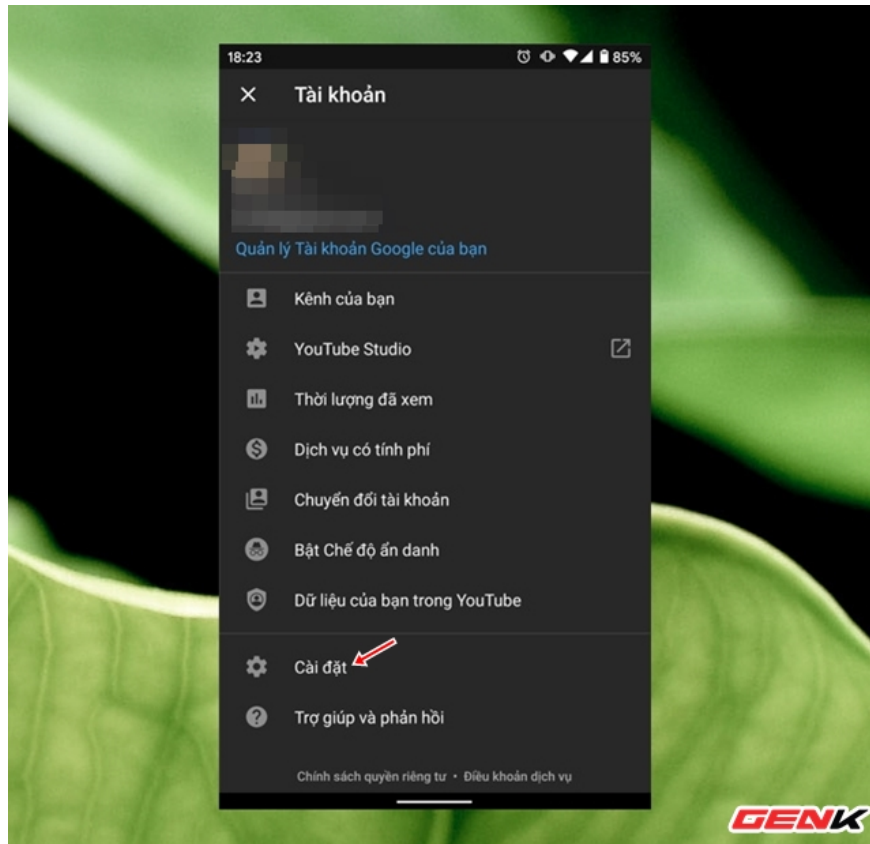
Then access Google Play on Android and install the SAI application (Split APKs Installer).



**Step 2:** Copy the "Vanced" and "MicroG" application installation packages into Android and install each application in turn. For Vanced, it has an APKS format so you will have to use the SAI application to install it.



**Step 3:** Launch the Vanced application from the Home screen and access the application's extensive menu page.



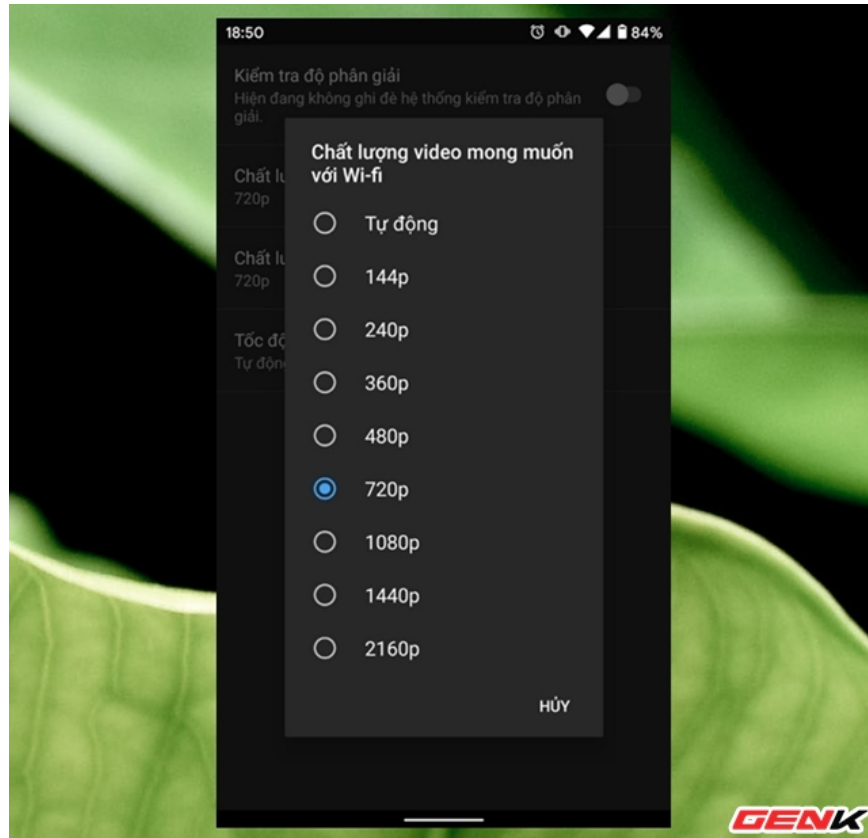
Click on "Install".



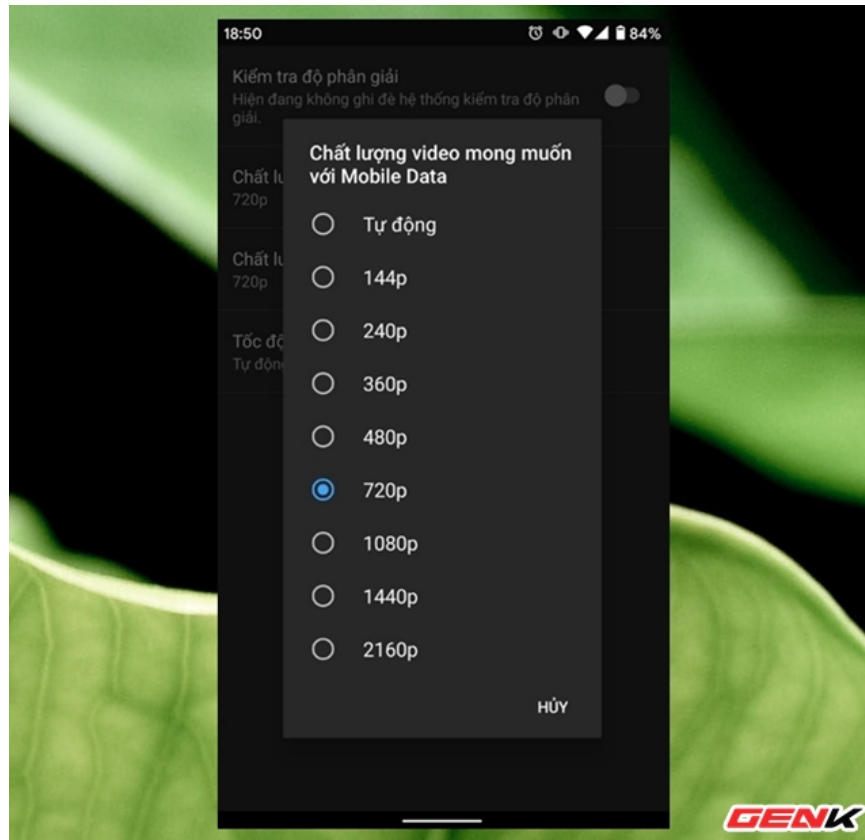
Click on the "Vanced Settings" line.



Continue to click on "Video settings".



Here the application will give you 02 default video playback options, including video quality when using a mobile connection (3G / 4G) and video quality when using a Wi-Fi connection. Please proceed to click each option.



And change the default video quality according to your needs. The change will take effect immediately.

In general, this setup wizard is basically taking advantage of the Vanced application, a customized YouTube application with many features that the main application does not have. In particular, you do not need to root your phone to use it. Great is not it?

You finished reading the article "**How to set YouTube to always play high quality videos on smartphones, watch videos no longer blurred**" edited by the [TipsMake](#) team. We hope this article has provided you with many useful tech tips and tricks. You can search for similar articles on tips and guides. Thank you for reading and for following us regularly.