

How to set voice chat to Telegram notification tone

Telegram allows users to set audio messages into notification tones on Telegram, change Telegram notification tones to more interesting and unique message tones with available Telegram notification sounds.

Telegram allows users to send audio messages for convenience when you provide longer message content, instead of having to type text as usual. And if users want, they can completely set audio messages into notification sounds on Telegram, change Telegram notification tones to more interesting and unique message tones with available Telegram notification sounds. The article below will guide you to set the audio message to a Telegram notification tone.

Instructions for using Voice Chat to turn into Telegram notification tones

Step 1:

At the chat interface, **press and hold on the Telegram audio message** you want to set as the notification sound for this chat. Then we click **Save for Notifications** to save this message sound.

Không có SIM

17:21

78%

Back

Meta Trang
online

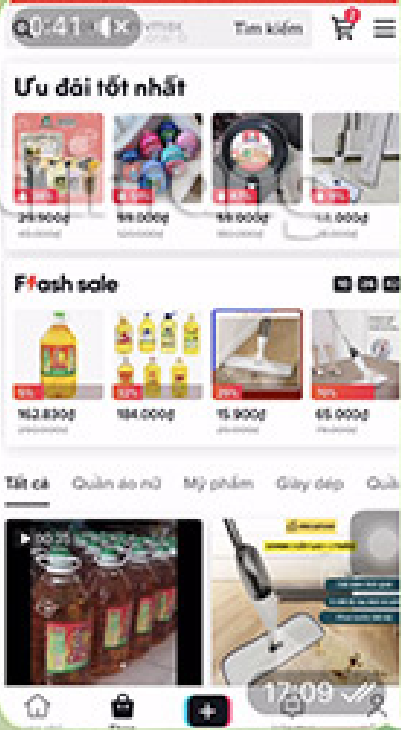


Thêm vào MH chính

Xuất Tệp

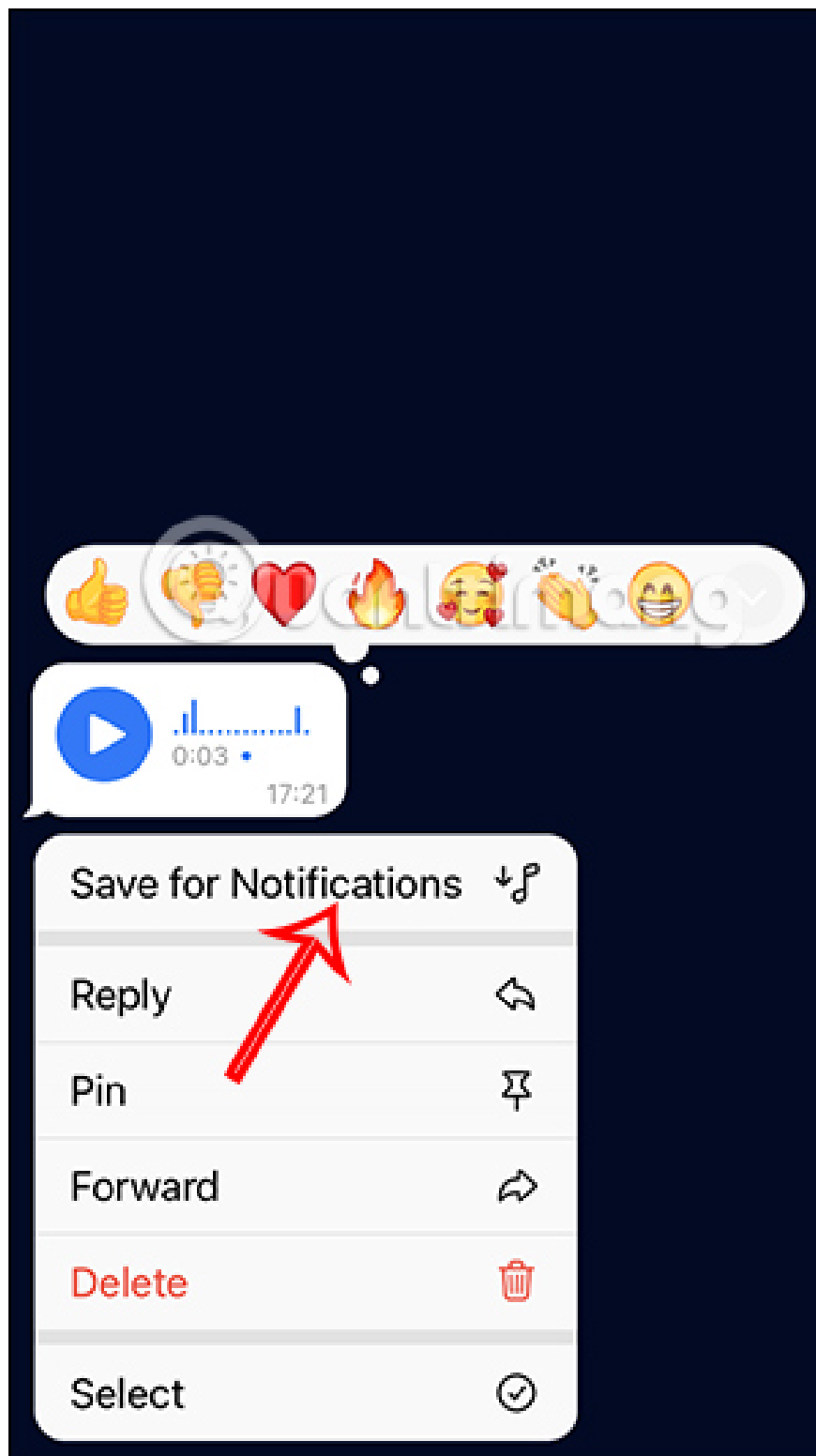
Tìm kiếm ứng dụng và tác vụ

17:09



Message





Step 2:

Now **click on the avatar of this Telegram account** to adjust the notification sound for the chat. Switch to the new interface, press **and hold the mute icon** . Then we **select Customize** in the displayed list to adjust the alarm sound.

Không có SIM

17:25

78%

Back

Meta Trang

last seen recently





Tạo mục tự động hóa cá nhân



Tạo một mục tự động hóa hoạt động cho mọi người trong nhà.

17:09



17:21



Message



Không có SIM

17:25

78%

Back

Edit



Meta Trang

last seen recently



call



mute



search



more

mobile

+84

username

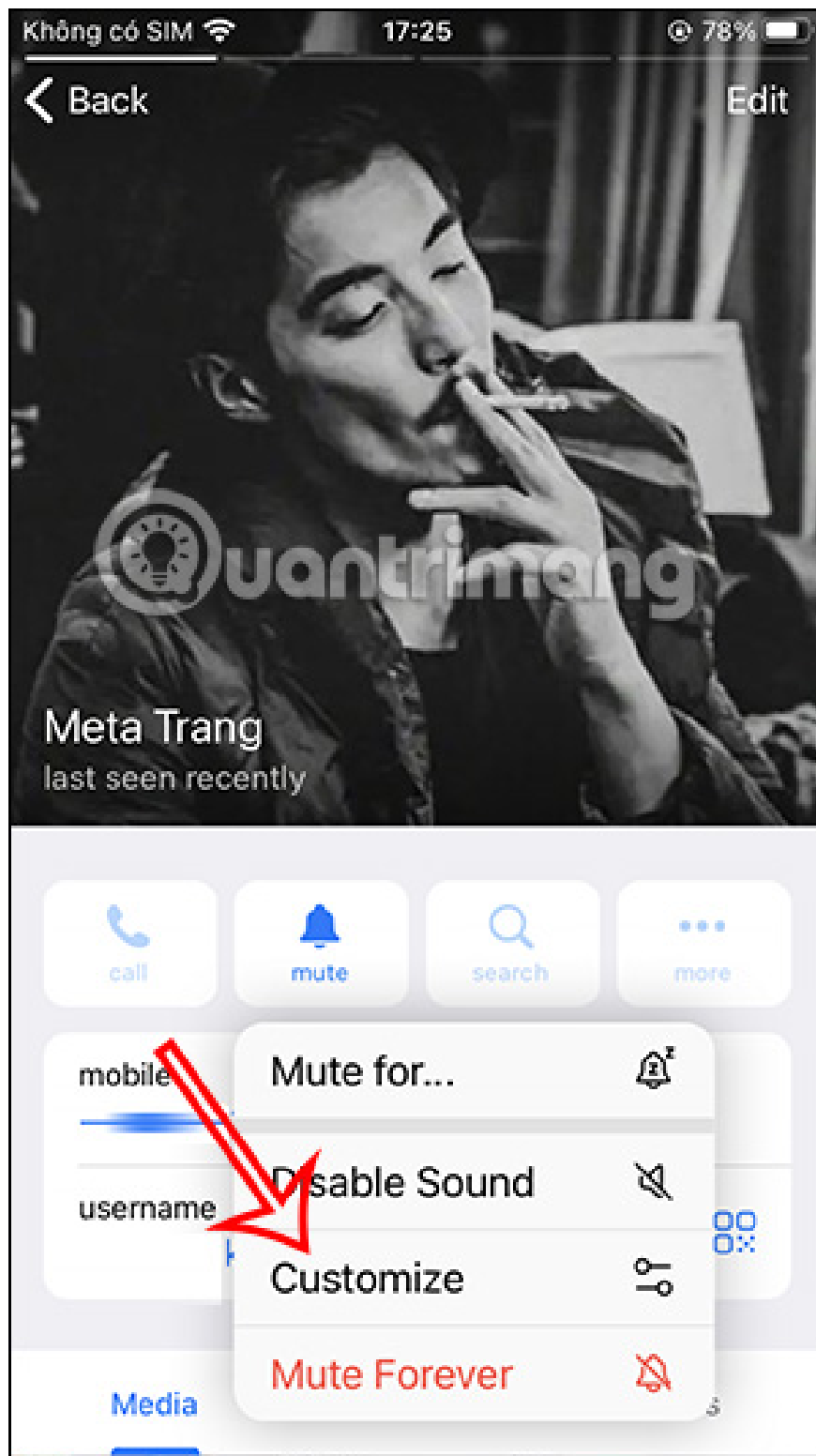
quattrimang

Media

Files

Voice

GIFs



Step 3:

You will now see the message audio saved to the audio system on Telegram. We just need to **click on this message sound** to select it as a separate message tone for this Telegram chat.

After selecting, **click the Done button** to save this new message tone.

Cancel

Meta Trang

Done

Remove from Exceptions

NOTIFICATIONS



Always On

Always Off

MESSAGE PREVIEW



Always On

Always Off

TELEGRAM TONES

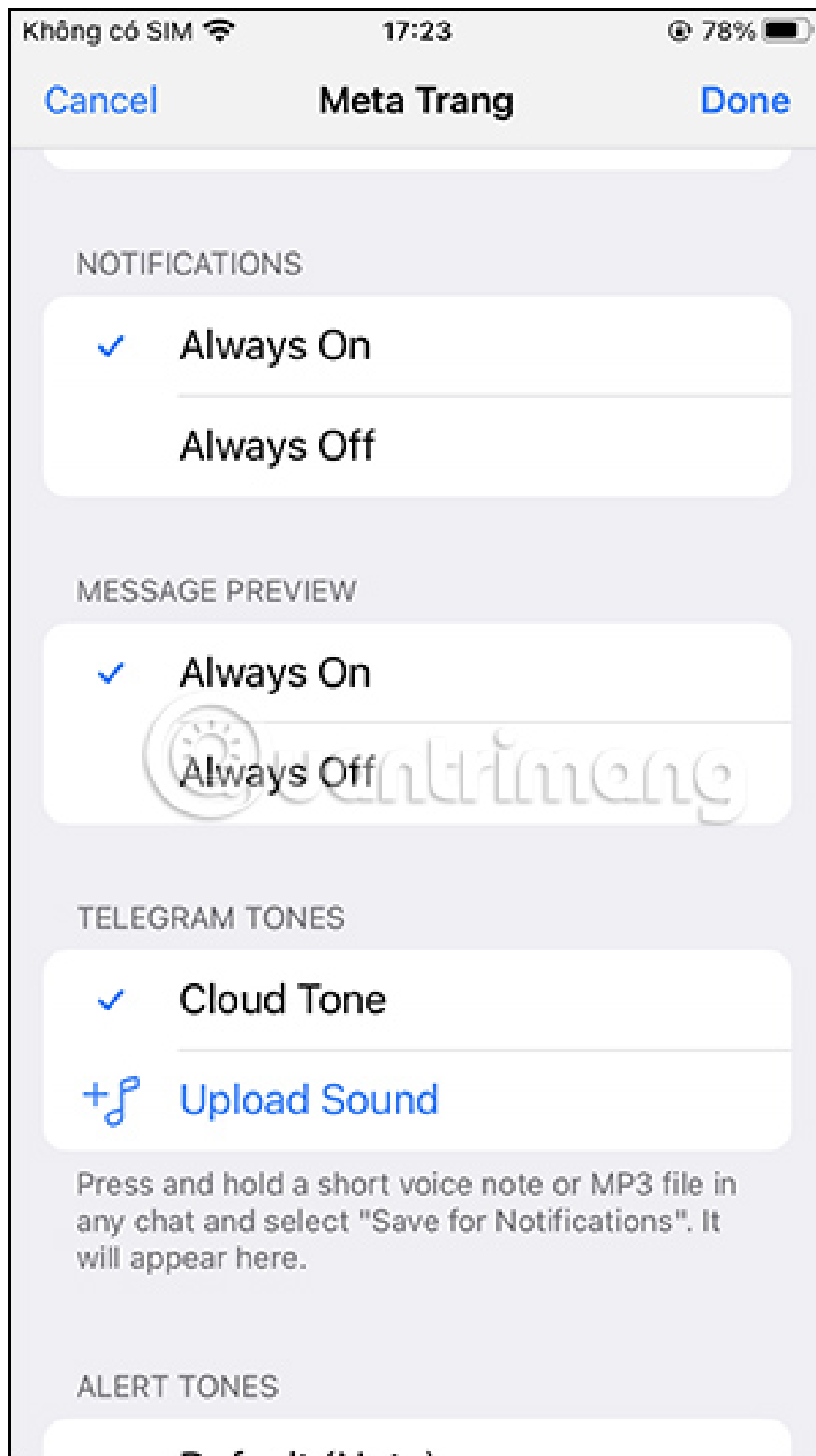
Cloud Tone



Upload Sound



Press and hold a short voice note or MP3 file in any chat and select "Save for Notifications". It will appear here.



So you have set the voice message to become a separate message tone for this chat on Telegram. Other messages in Telegram will still use the application's default sound or the notification sound you set up previously.

Video tutorial to set voice chat to Telegram message tone

You finished reading the article "**How to set voice chat to Telegram notification tone**" edited by the [TipsMake](#) team. We hope this article has provided you with many useful tech tips and tricks. You can search for similar articles on tips and guides. Thank you for reading and for following us regularly.
