

# How to set up no-page formatting in Google Docs

If you frequently work with documents on Google Docs, you've probably encountered situations where images or tables automatically jump to a new page, making the document layout look unattractive. To fix this, switch to the 'no pages' setting on Google Docs, a feature that allows you to change the way all the text is displayed on a single page.

When you set the no-page format in Google Docs , the content in your document will stretch continuously without page breaks, and images and tables will automatically adjust to the screen size and resize as you zoom in or out.



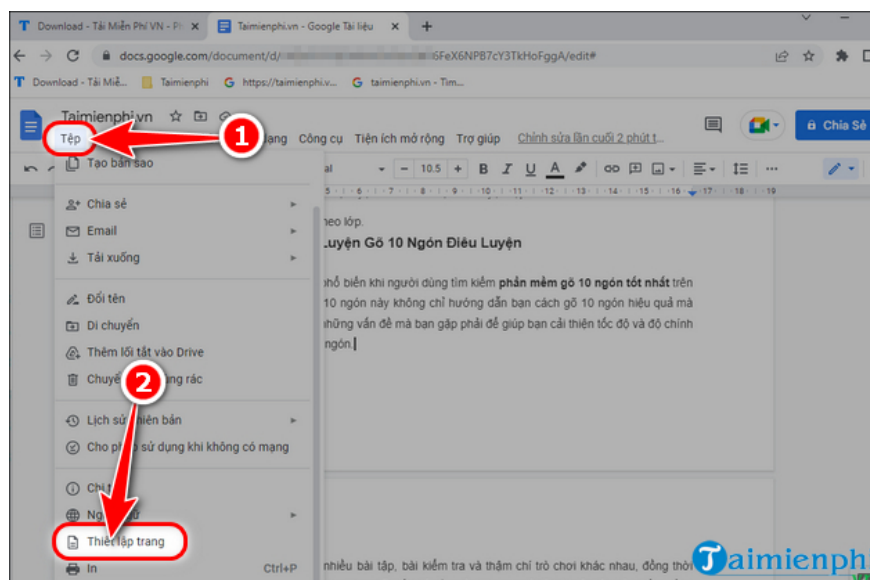
**A quick guide to enabling pagination-free mode in Google Docs.**

## ***1. How to set up Google Docs without pages on a PC***

### *2. Detailed instructions*

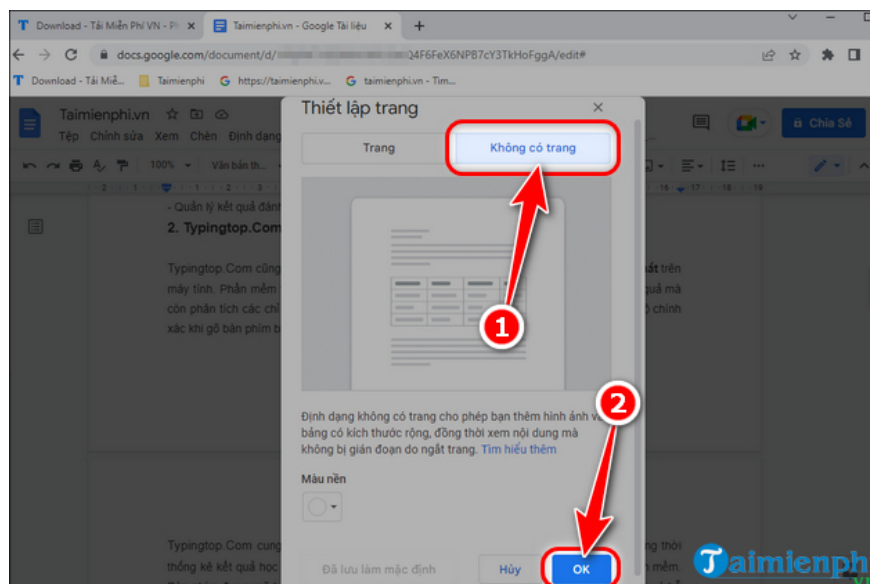
*Step 1:* Access the Google Docs file you want to format without pages.

*Step 2:* In the **toolbar** , select **File => Page Setup** .

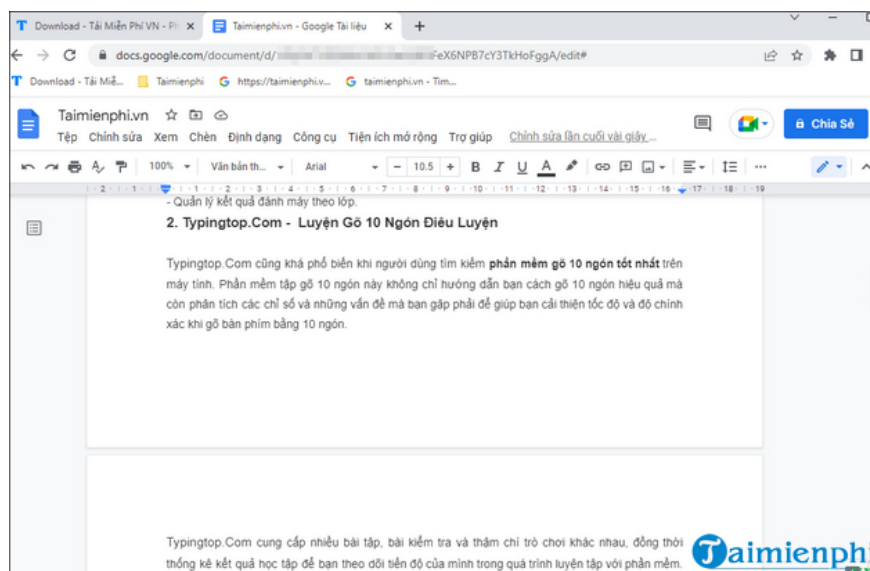


Step 3: Next, select the " **No Pages**" option .

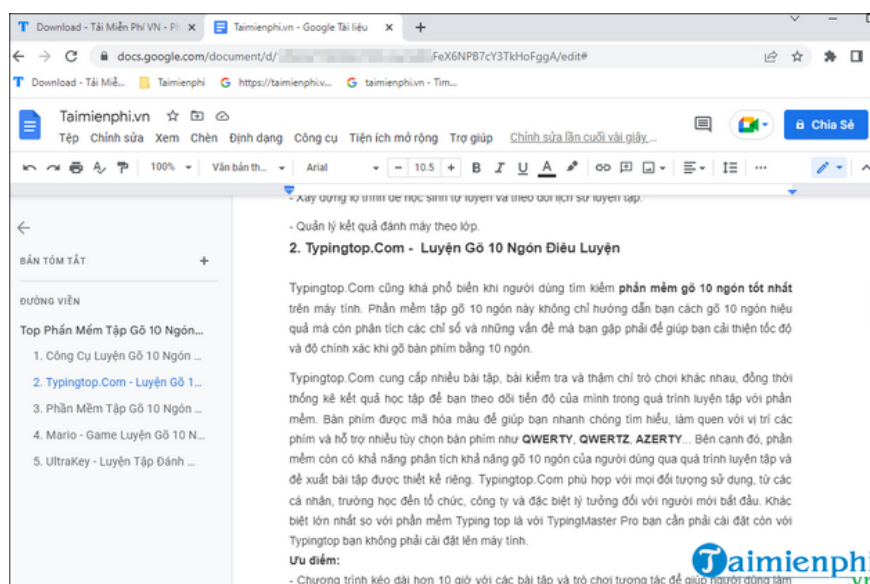
Step 4: Click **OK** to apply the "No Pages" formatting to Google Docs.



- The difference between before and after setting the no-page formatting in Google Docs.



*Before setting up the no-page format in Google Docs*



*After setting the no-page format in Google Docs*

## ***II. Instructions for setting up Google Docs without pages on your phone***

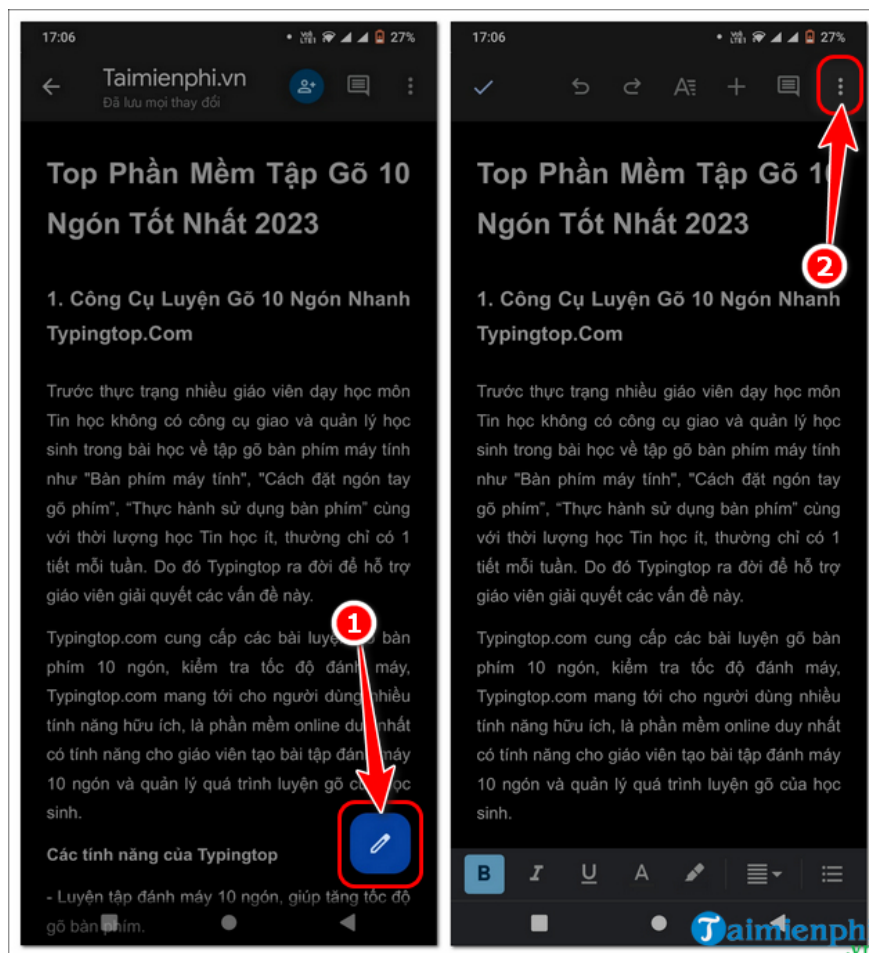
### ***2. Detailed instructions***

***Step 1:*** Update the Google Docs application to the latest version.

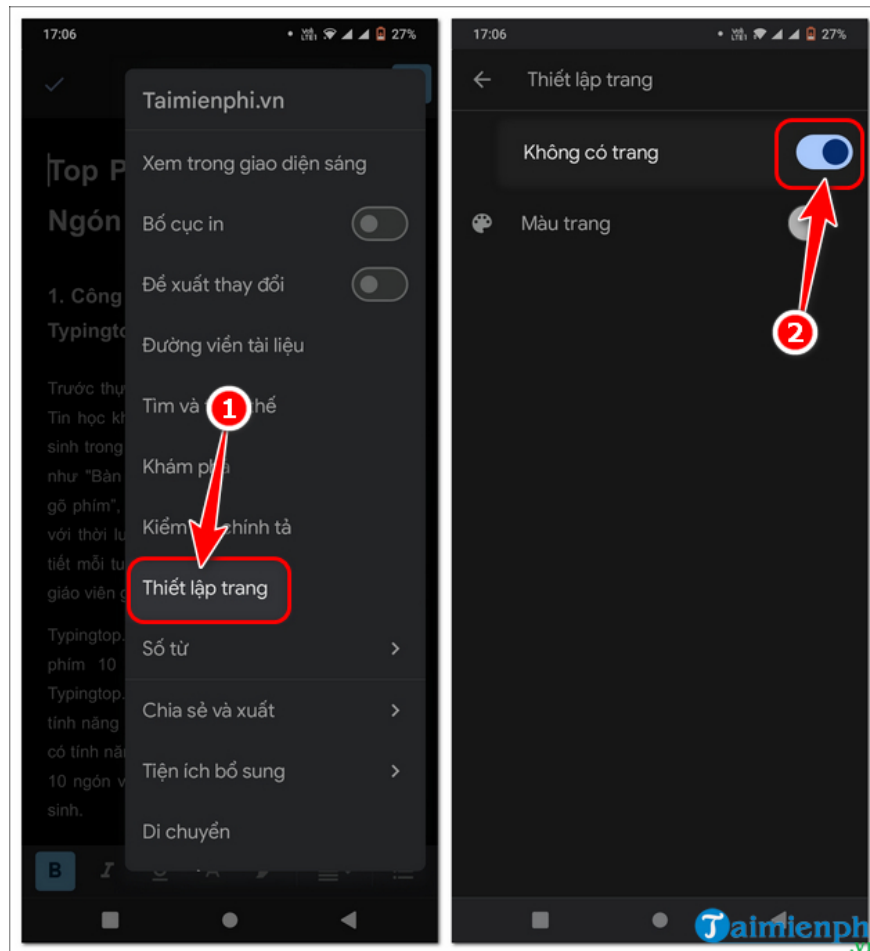
- Download link for Android version: **Google Docs for Android**
- Download link for iOS version: **Google Docs for iPhone**

Step 2: Open Google Docs, then **open the file** you want to enable no-page formatting for.

Step 3: Click **the pen icon**, then Edit => **Click the three-dot icon** .



Step 4: Select **Page Settings** => Turn on **No Pagination** .



Therefore, setting up a pageless format on Google Docs is extremely simple; you will view the entire document seamlessly without page breaks. In addition, there are many **tips for using Google Docs effectively** that you can refer to and apply to improve your work efficiency. Good luck!

You finished reading the article "**How to set up no-page formatting in Google Docs**" edited by the [TipsMake](#) team. We hope this article has provided you with many useful tech tips and tricks. You can search for similar articles on tips and guides. Thank you for reading and for following us regularly.