

# How to set up and use WiFi Universal Key on your phone.

What is WiFi Universal Key and does it really live up to its name? To answer this question, let's explore how to install and use WiFi Universal Key on Android and iPhone phones in the article below.

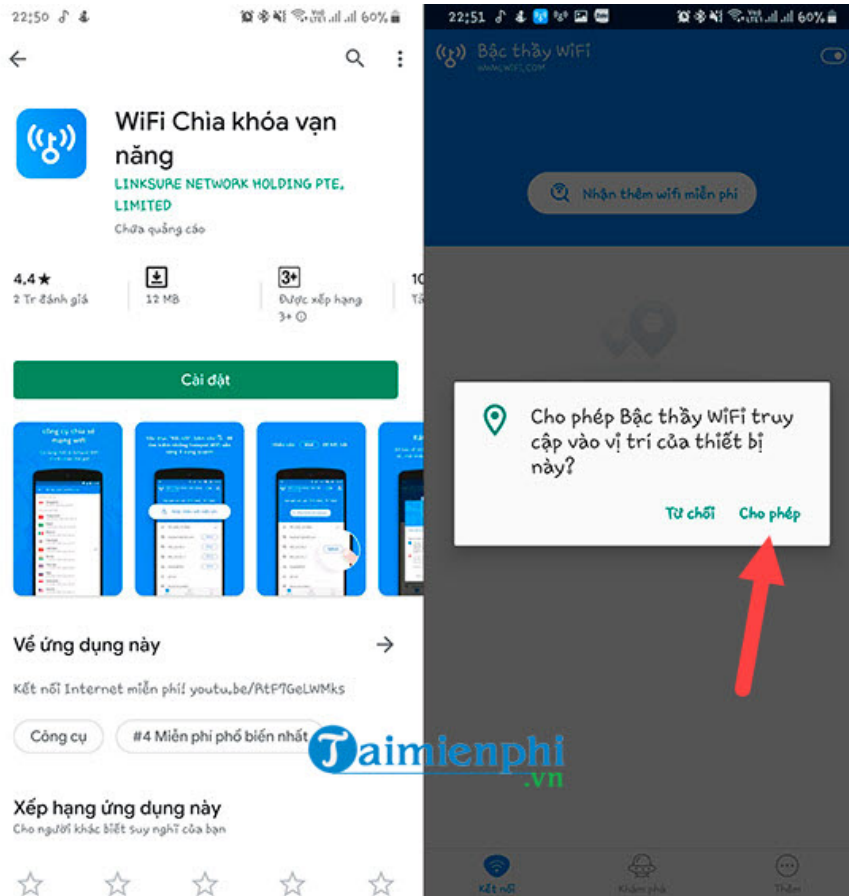
**WiFi Universal Key** is a very interesting application available on both Android and iPhone. Basically, installing **and using WiFi Universal Key on your phone** is extremely simple. The application works by sharing the WiFi password of the place you're logged into – that is, a place you visit and ask the owner for the WiFi password, or even your own home WiFi password.



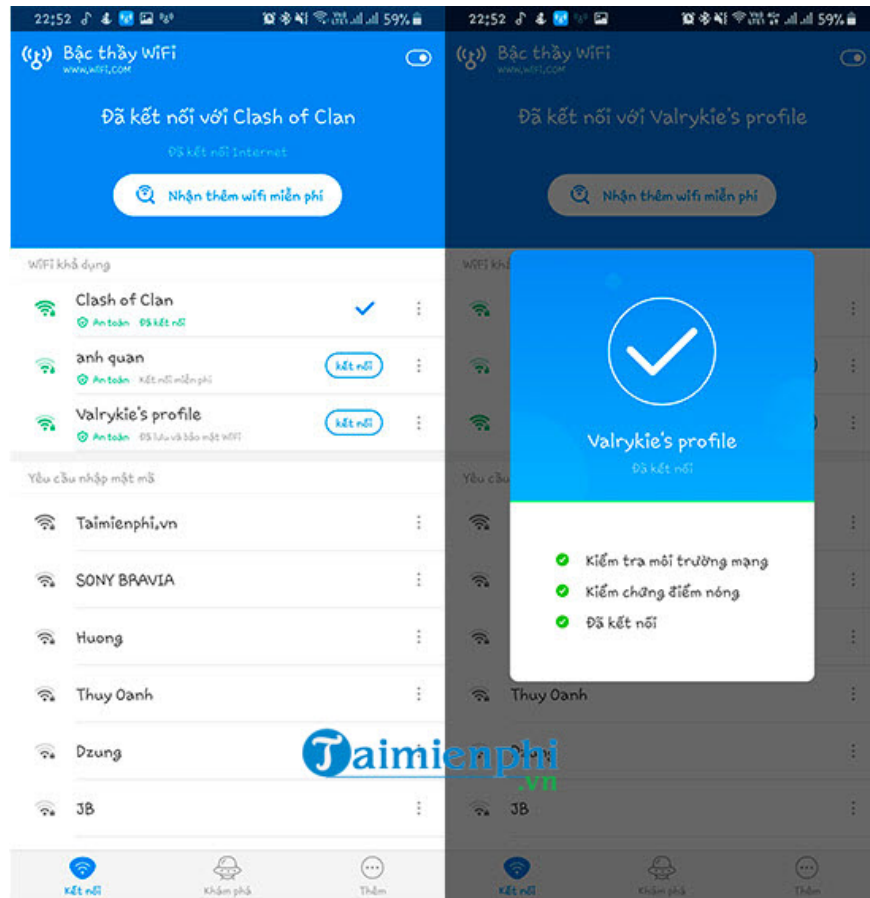
Using WiFi Universal Key on your phone

Downloading and using WiFi Universal Key on your phone is easy; all you need to do is download WiFi Universal Key to your phone first.

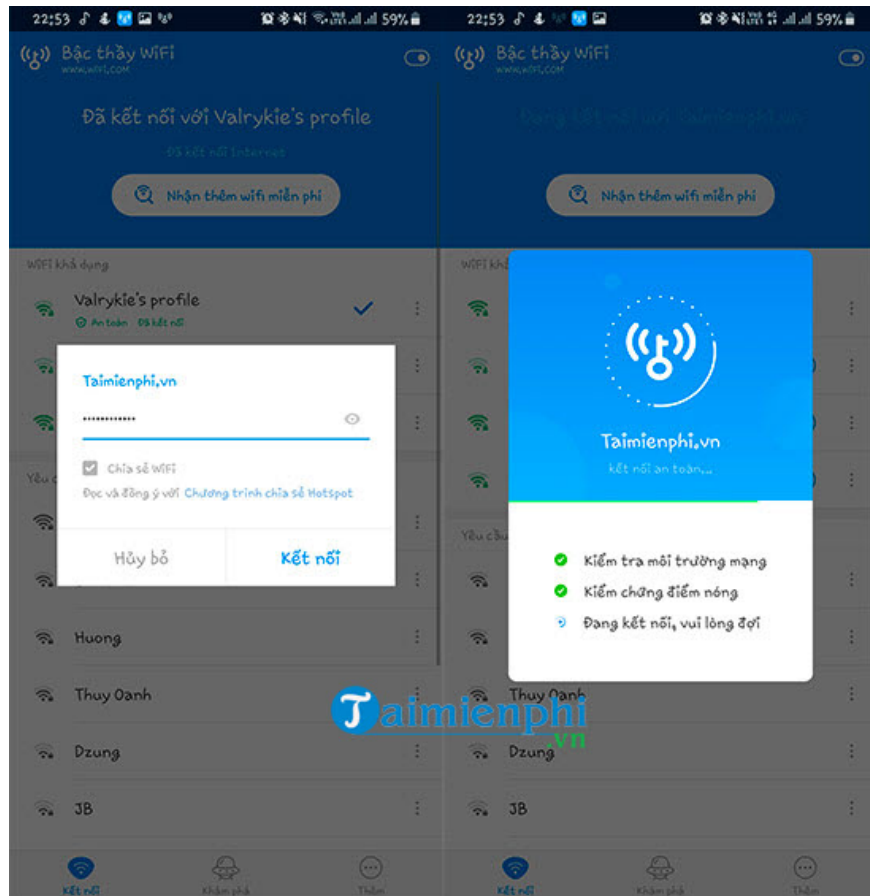
*Step 1:* Basically, users just need to download the WiFi Universal Key app from the app store to their phone. After downloading, go to > allow WiFi Universal Key **to access your location** . This is a necessary condition for use.



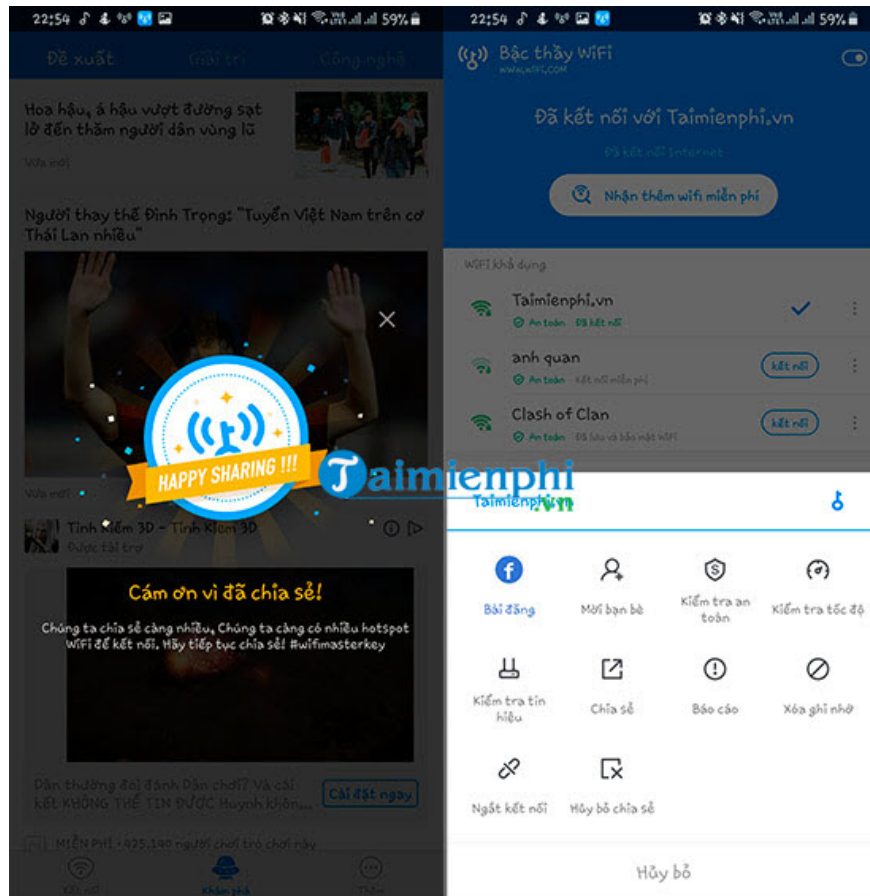
*Step 2:* Next, you will see the system automatically scan all Wi-Fi networks, and for any Wi-Fi network with a **connection icon** and a security message, you can click on it to connect without having to enter a password.



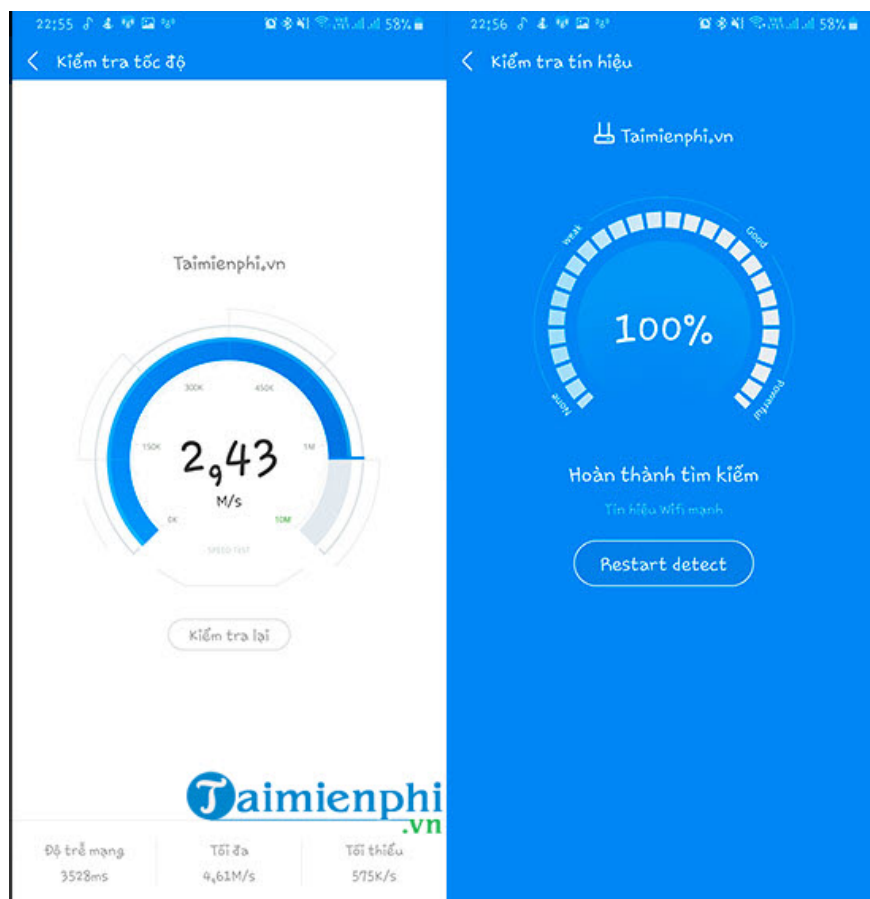
Step 3: Of course, you can also **share** your WiFi if you want, although sharing your home WiFi isn't ideal, right?



Step 4: And of course, with WiFi networks that use a WiFi Universal Key to connect or share, we also have many other features such as checking speed or checking signal strength.



Step 5: Checking **the speed** or **signal strength** will assess the quality of the WiFi you are accessing, and from there we can find the best quality WiFi.



With the Universal WiFi Key, you can access hundreds, even thousands, of free WiFi networks throughout Vietnam, as long as they have been shared by other users. This sharing has both good and bad aspects, so you should think carefully before deciding to share your WiFi. Additionally, you should make it a habit to change your WiFi password at home or work to prevent unauthorized access.

Sharing your WiFi password is always a no-no when you're connecting anywhere, so you should only share it when you're using a device like a laptop for short-term use.

For example, on a laptop, we can create a WiFi hotspot on Windows 10; this is a basic feature that anyone can use. Refer to the instructions on how to create a WiFi hotspot on Windows 10 [here](#).

You finished reading the article "**How to set up and use WiFi Universal Key on your phone.**" edited by the [TipsMake](#) team. We hope this article has provided you with many useful tech tips and tricks. You can search for similar articles on tips and guides. Thank you for reading and for following us regularly.