


How to Set Up a Separate iTunes Account

Unfortunately, iTunes does not have it's own account. What you can do to create a new profile for another device using the same computer for iTunes is to create a new iCloud account. Doing so will let another device use iTunes with a...

Method 1 of 2:

Creating an iCloud Account



Launch your iTunes software. Double-click the iTunes shortcut to launch it.

2.



Create a new iCloud account. You'll need to create this account on the device you wish to use iTunes on. Navigate to "Settings" on your device, then iCloud. Enter the e-mail address you'd like to use as an alternate Apple ID.

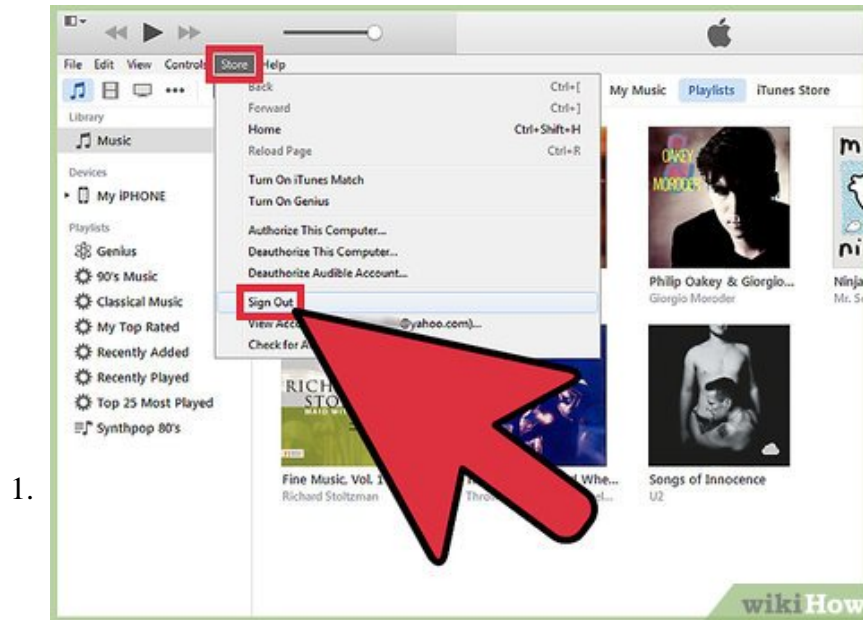
3.



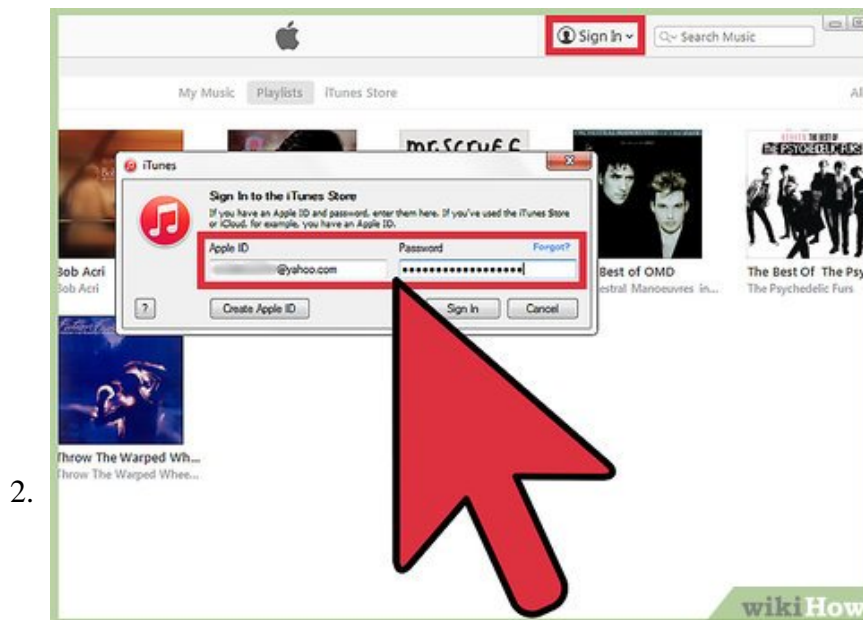
Sign in with your Apple ID. Make sure this is the ID you want to use for purchases. Head to "Settings" then tap on iTunes and App Store. Sign in with the Apple ID you want to use.

Method 2 of 2:

Logging In With Your New Account



Log into iTunes on your computer. In iTunes, click on "Store" in the Menu bar at the top and click "Sign Out."



Sign in with the alternate account.

You finished reading the article "**How to Set Up a Separate iTunes Account**" edited by the [TipsMake](#) team. We hope this article has provided you with many useful tech tips and tricks. You can search for similar articles on tips and guides. Thank you for reading and for following us regularly.