

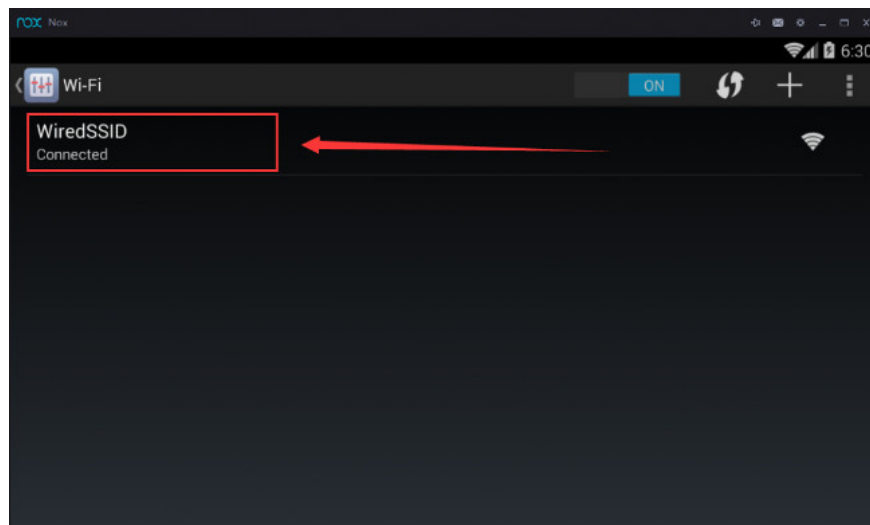
How to set up a proxy server in Nox App Player

Although Nox does not support VPN applications, but if you are using a proxy server to connect to the Internet on the server, you can still configure the Nox to use the same proxy server. Follow the steps below to see how to configure a Proxy server in the Nox App Player.

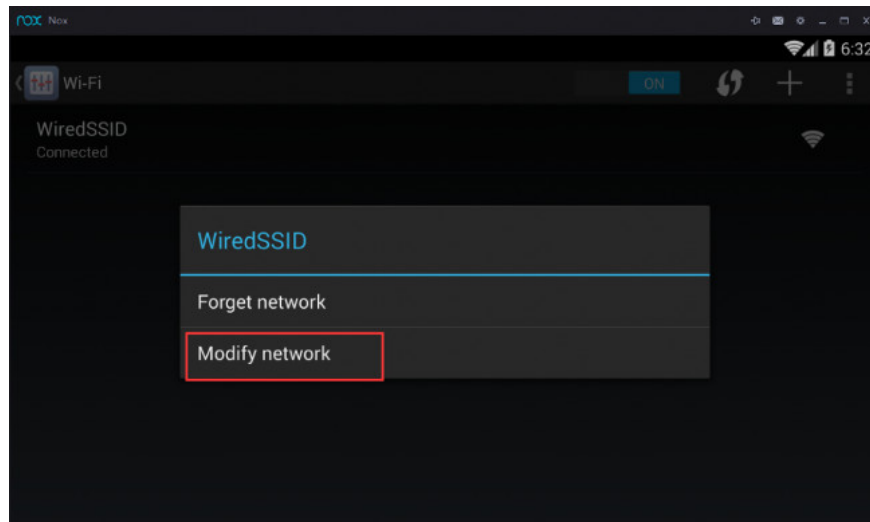
Although Nox does not support VPN applications, if you are using a proxy server to connect to the Internet on the server, you can still configure the Nox to use the same Proxy server. Follow the steps below to see how to configure a Proxy server in the Nox App Player.

1. How to connect Proxy Servers on Windows 10 to secure Internet access
2. Play Android game on PC using NoxPlayer (Nox App Player)

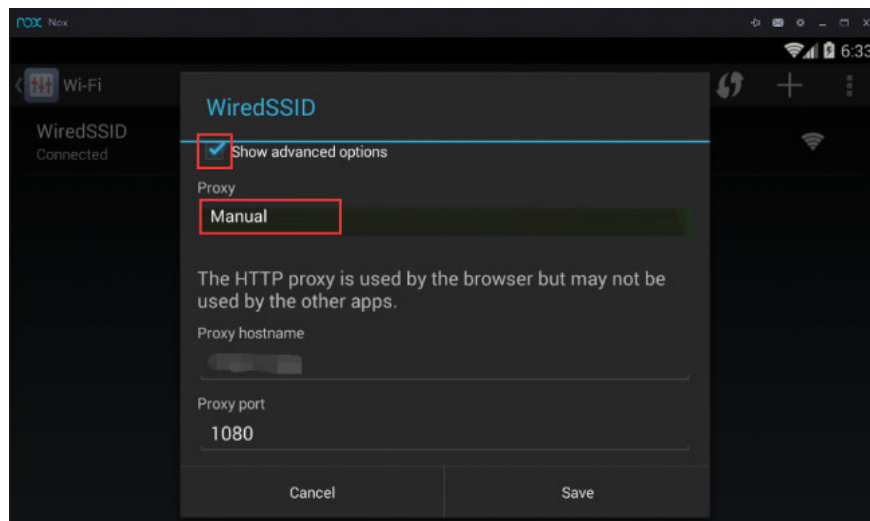
1. Go to **Android settings**> **Wi-Fi**> press and hold **WiredSSID**



2 . Select **Modify Network**



3. Select **Show advanced options** box and select **Manual** in the Proxy list. Then enter the Proxy server name and your Proxy port number. Click **Save** to save.



So you've taken steps to set up a Proxy server in the Nox App Player.

Good luck!

You finished reading the article "**How to set up a proxy server in Nox App Player**" edited by the [TipsMake](#) team. We hope this article has provided you with many useful tech tips and tricks. You can search for similar articles on tips and guides. Thank you for reading and for following us regularly.