

How to set timer function for air conditioner

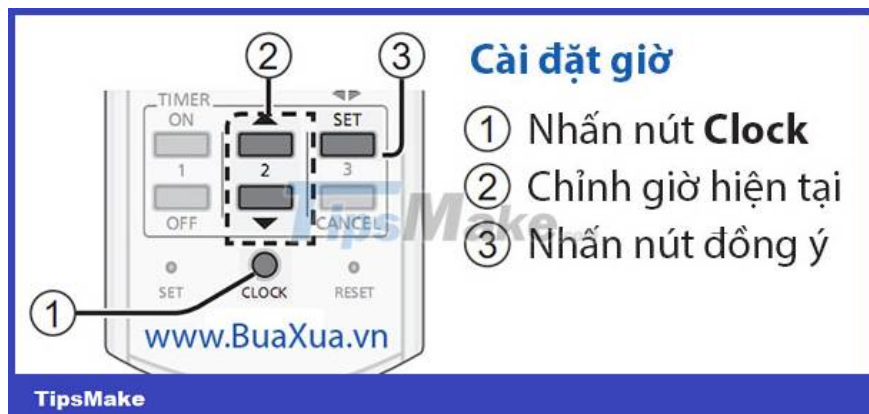
The very necessary function of the air conditioner or air conditioner that many people do not know to do is to set the timer function for the air conditioner to automatically turn on and off according to the time you have chosen.

One of the essential functions of an air conditioner or air conditioner that many people do not know to do is to set a timer function for the air conditioner to automatically turn on and off according to the time you have chosen. When you want to set the timer function for the air conditioner, please follow the following ways.



How to set timer function for air conditioner first

Set the current time for the air conditioner



How to set current time for air conditioner

Many people do not set the current time for the air conditioner because they think it is not necessary because it is not in use, but this is not recommended. Setting the time for the air conditioner will be necessary for some of its features to work.

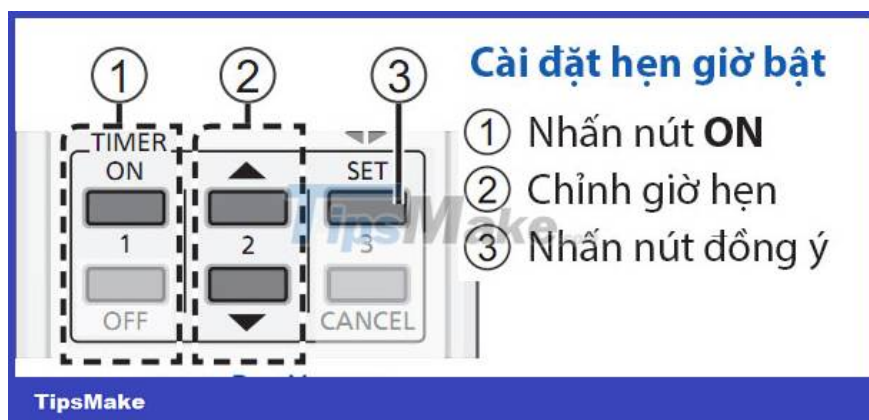
Every time you change the battery, you have to reset the current time. Also you can change the time at any time by pressing the button **CLOCK** or **ACL**

When the controller screen appears asking you to set the current time, press the button with the up or down arrow to select the correct current time and minute and then press the button or button to **SET** agree **ON/OFF**.

The controller can have its own button to change the time or share with the temperature control button -**TEMP**

2

Set the timer to turn on the air conditioner



How to set the timer to turn on the air conditioner?

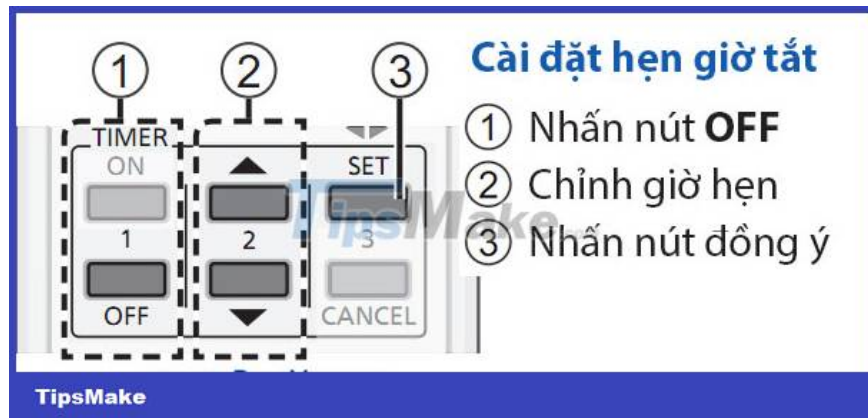
When you want to set the timer to turn on the air conditioner, press the **ON** or button in the **TIMERSTART** area - Not the button to turn on / off the air conditioner. **ON/OFF**

The display will show **ON** and the time will flash. Press the button with an up or down arrow to select the time you want to turn on the air conditioner. You can press and hold the up or down key for a few seconds to quickly change the time. After selecting, press the button **SET** or button **ON** to activate the timer to turn on the machine.

When you want to cancel the timer to turn on the air conditioner, press the button in the **TIMERON** area and then press the button or button - to cancel the timer. **CANCEL** **CLEAR** **CLR**

3

Set the timer to turn off the air conditioner



How to set the timer to turn off the air conditioner?

When you want to set the timer to turn off the air conditioner, press the **OFF** button in the *TIMERSTOP* area - Not the button to turn on / off the air conditioner. **ON/OFF**

The display will show *OFF* and the time will flash. Press the button with an up or down arrow to select the time you want to turn off the air conditioner. You can press and hold the up or down key for a few seconds to quickly change the time. After selecting, press the button **SET** or button **OFF** to activate the shutdown timer.

When you want to cancel the timer function to turn off the air conditioner, press the button in the *TIMEROFF* area and then press the button or button - to cancel the shutdown timer. **CANCEL/CLEAR/CLR**

If there is no button on the controller of the air conditioner **SET** and **CANCEL** when pressing the button **ON** or **START** the first time activates the timer to turn on the air conditioner, pressing it again will cancel the timer on. The same goes for the **OFF** or button **STOP**

Timer to turn on and off the air conditioner is not calculated from the time of installation but will depend on the current time set on the air conditioner. The timer function will also be automatically repeated daily.

Some air conditioners will start up a few minutes before the set time to turn on to get the desired temperature on time.

4

Coordinate the timer function to automatically turn on and off the air conditioner

If you want to set the timer to automatically turn on the air conditioner at bedtime at 10 pm and automatically turn off when you wake up at 6 am, the settings are as follows:

1. Press the button **ON** and set the power on time to *22:00* or *10:00 PM* then press **SET** or **ON** to activate the timer to turn on the machine.
2. Press the button **OFF** and set the shutdown time to *05:30* or *5:30 AM* then press **SET** or **OFF** to activate the shutdown timer.

If the air conditioner does not have the feature to operate before the scheduled time to turn on, you can set the time to turn on the machine a few minutes in advance.

The shutdown time is set 30 minutes earlier to save power because during this time the room temperature is still cool enough.

Some air conditioners have an additional button WEEKLY- the function of setting the time to automatically turn on / off for each day of the week. When setting, you just need to press this button to select the date and then follow the steps to set the timer as above.

See Things to know when using air conditioners

You finished reading the article "**How to set timer function for air conditioner**" edited by the [TipsMake](#) team. We hope this article has provided you with many useful tech tips and tricks. You can search for similar articles on tips and guides. Thank you for reading and for following us regularly.