

How to set Google as the browser homepage

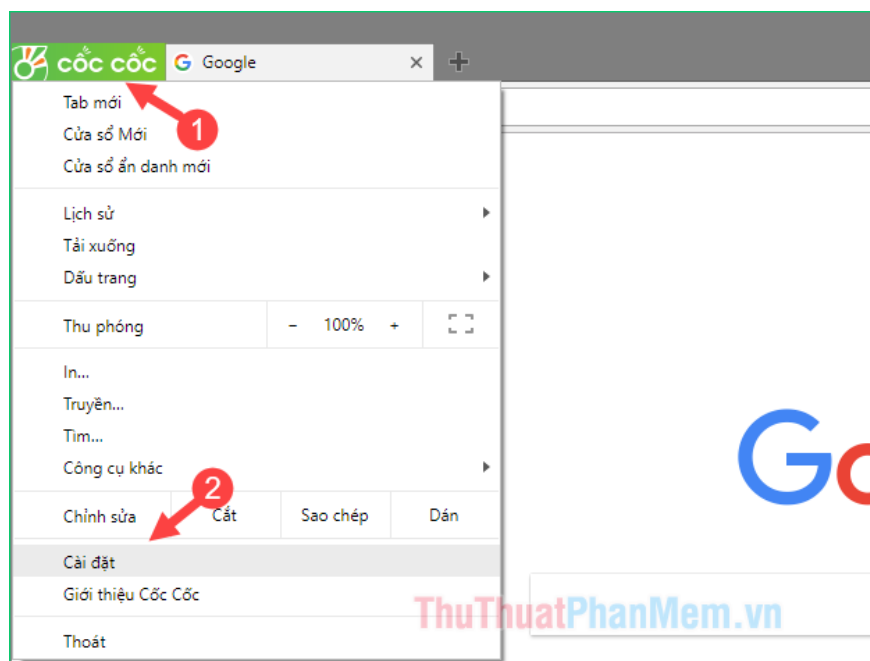
How to set Google as the browser homepage. As you know, Google is the most popular search site in the world today, most people using the Internet use Google as a default and indispensable website. That's why so many ordinary people

As you know, Google is the most popular search site in the world today, most people using the Internet use Google as a default and indispensable website. Therefore, many people often set Google as the homepage for the browser so every time they open the browser, they will automatically open Google first. This article TipsMake.com will guide you how to set Google as the homepage for your browser, please refer.

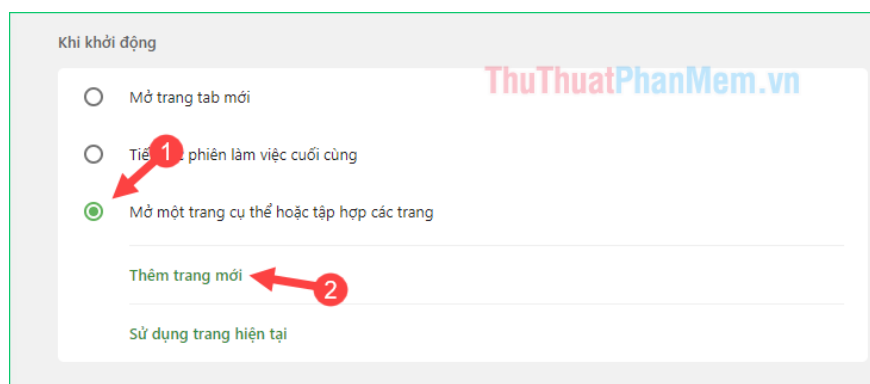


1. Set Google as Coc Coc browser homepage

Step 1 : Open the browser, click on the Coc Coc icon and select Install




Step 2 : In the installation window at the first section, click the option **Open a specific page or set of pages** and then click **Add new page** .



Step 3: Here you enter the Google address in the box, enter it and then click Add to save changes.

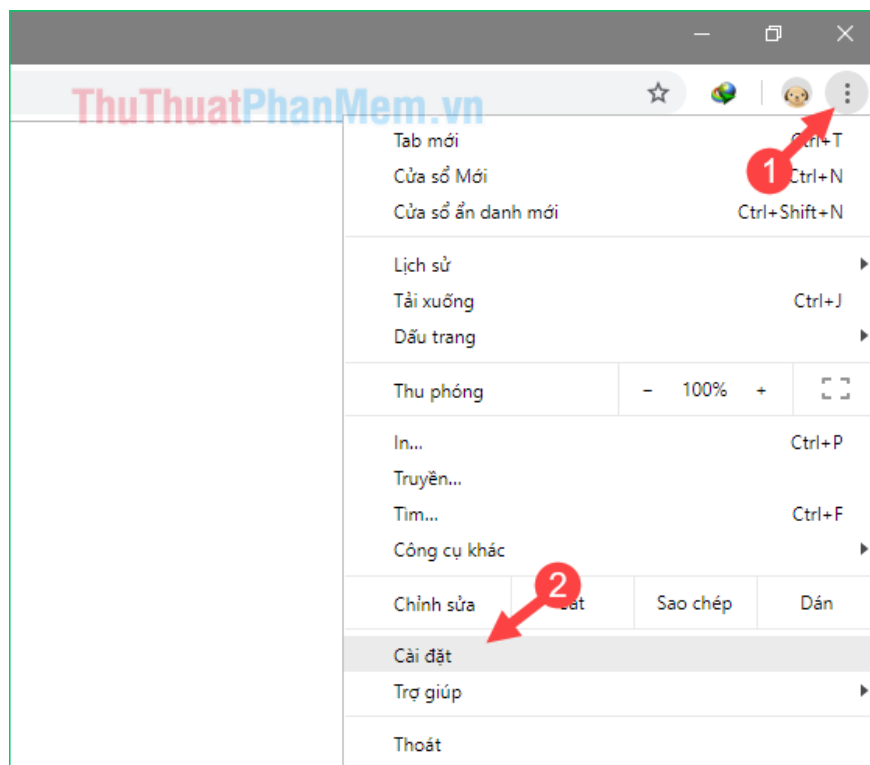


Now every time I open Coc Coc, the Google page will automatically open first:

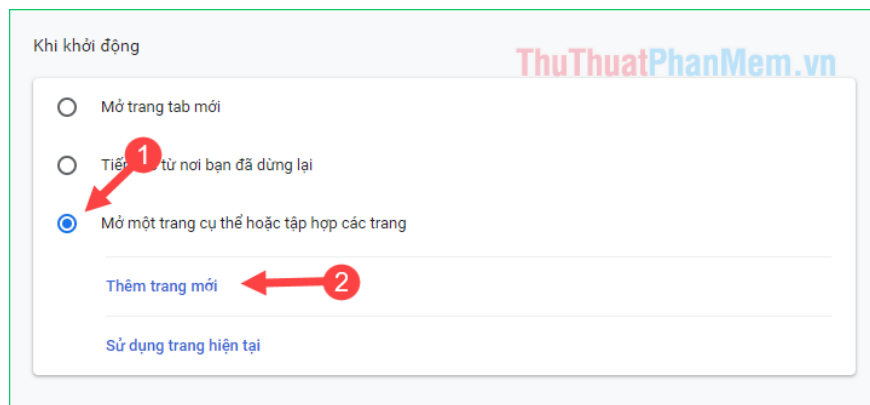


2. Set Google as the homepage of Google Chrome browser

Step 1: Open the browser and select **Install**

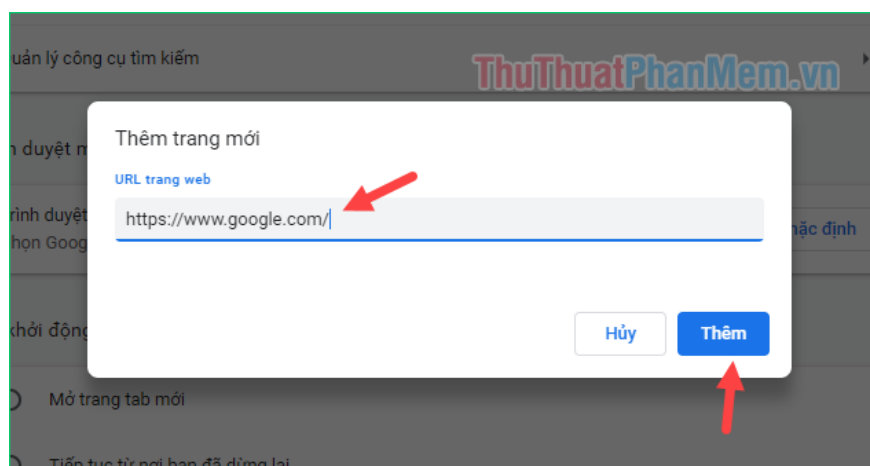


Step 2 : In the settings window, scroll down and click **Open a specific page or set of pages** and then select **Add new page**.




Step 3: A new window appears, enter your Google address in the box and click **Add**.

So Google has been set as the homepage of **Chrome** .

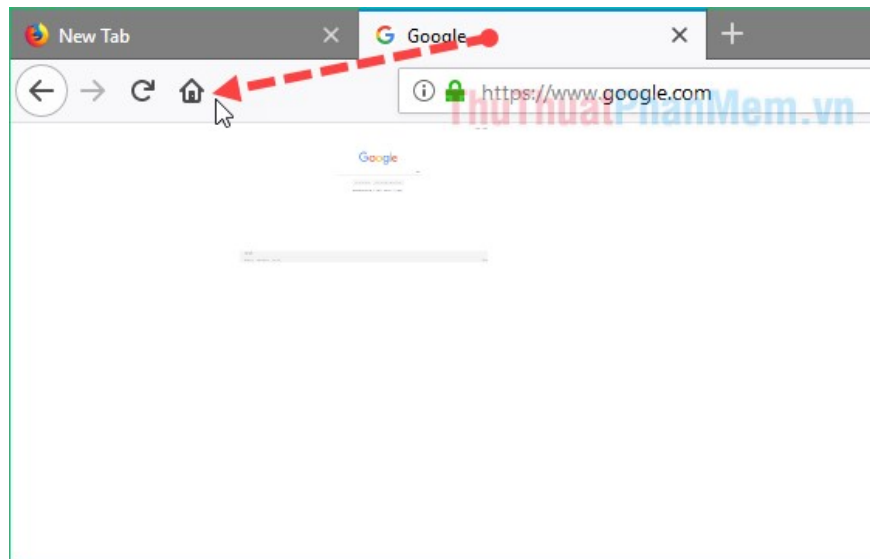


3. Set Google as Firefox browser homepage

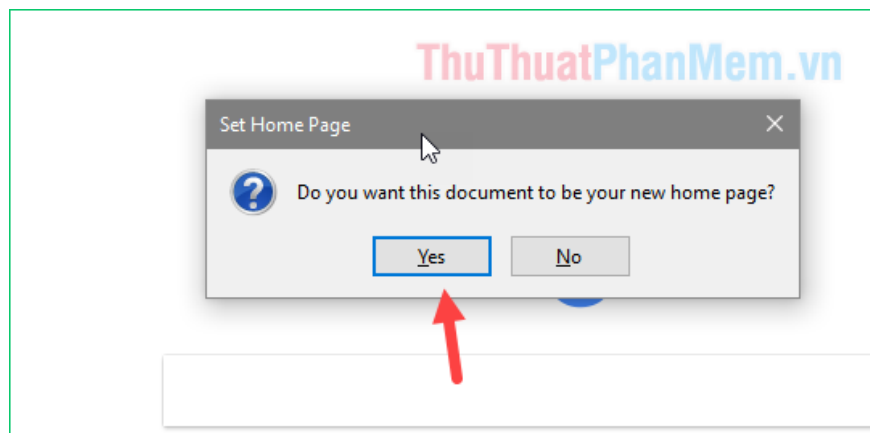
Step 1 : Open Firefox and visit the Google search page



Step 2: Now, you keep clicking and clicking on the google tab and drag and drop the tab on the home icon (the house image).



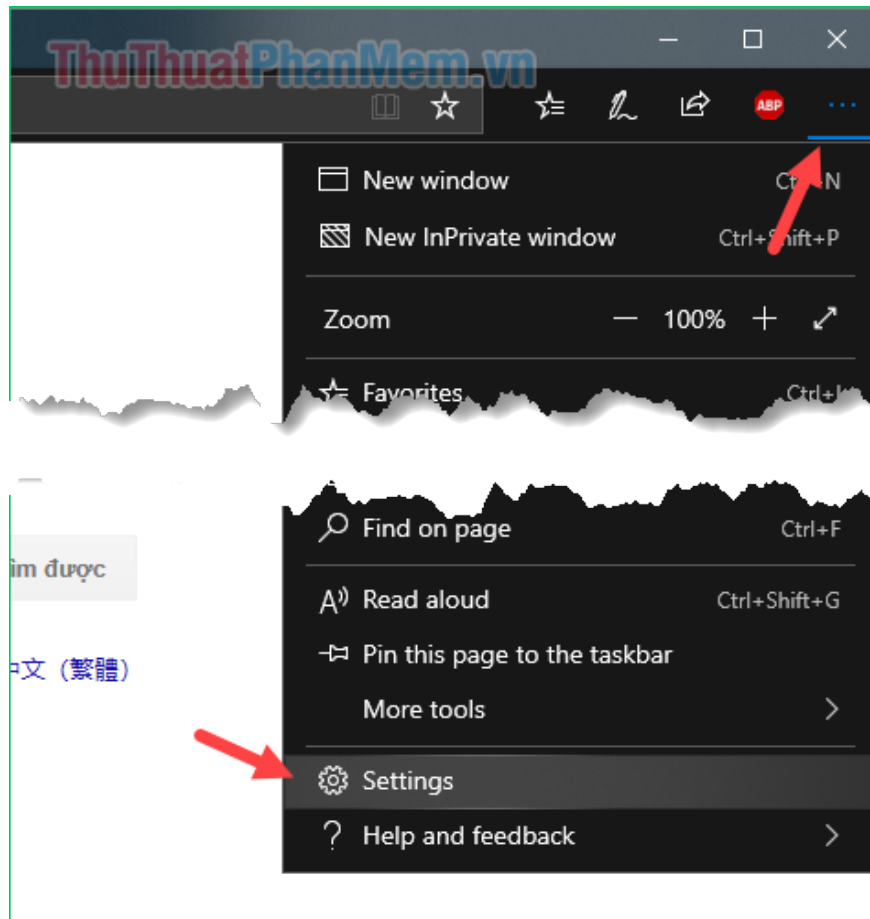
Now a message appears asking if you want to set the site as the homepage or not, click **Yes** to agree.



That's it, now you only need to be at FireFox Google page will be opened first.

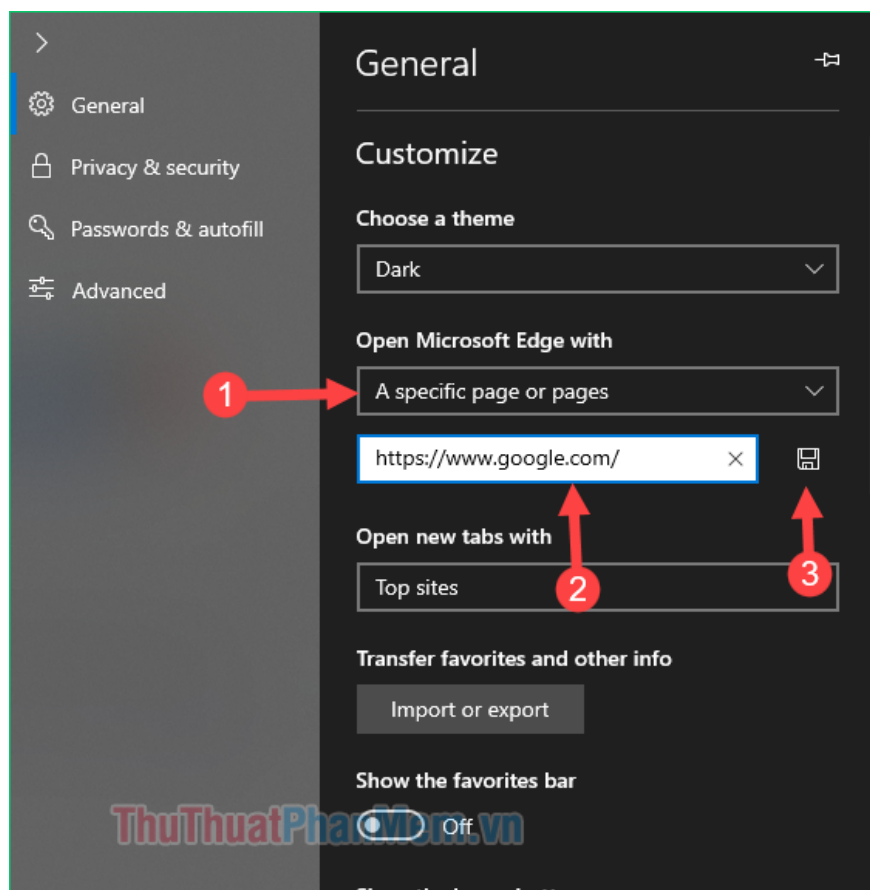
4. Set Google as Microsoft EDGE browser homepage

Step 1: Open EDGE browser and open **Settings**



Step 2: In the installation window, find **Open Microsoft Edge with** and then select **A specific page or pages**.

Next you enter the Google address in the box and click the Save button next to save.



That's it, Google has been installed as the homepage for the EDGE browser.

Above TipsMake.com has instructed you how to set Google as the homepage for web browsers, hope you will find the article useful. Good luck!

You finished reading the article "**How to set Google as the browser homepage**" edited by the [TipsMake](#) team. We hope this article has provided you with many useful tech tips and tricks. You can search for similar articles on tips and guides. Thank you for reading and for following us regularly.