

How to set different message sounds on Telegram

Telegram application allows you to set different message notification sounds on Telegram, choose message notification sounds for each different chat as you like similar to setting separate sounds on Messenger.

The Telegram application allows you to set different message notification sounds on Telegram, choose message notification sounds for each different chat as you like, similar to setting separate sounds on Messenger . For example, you can set message notification sounds on Telegram for partners and set different message notification sounds for relatives. We can choose available sounds or upload sounds to Telegram. The following article will guide you to set different message notification sounds on Telegram.

Instructions for setting different message tones on Telegram

Step 1:

On the Telegram app interface, users click on the chat that you want to set a message notification sound for. On the chat interface, **click on the avatar** in the top right corner.



Step 2:

Switch to this Telegram account information interface, we **press and hold the mute icon** . Next, you **select Customize** in the display list to adjust the message notification mode.

Không có SIM

14:51

77%

Back

Edit



Meta  **uantrimang**
last seen recently



call



mute



search



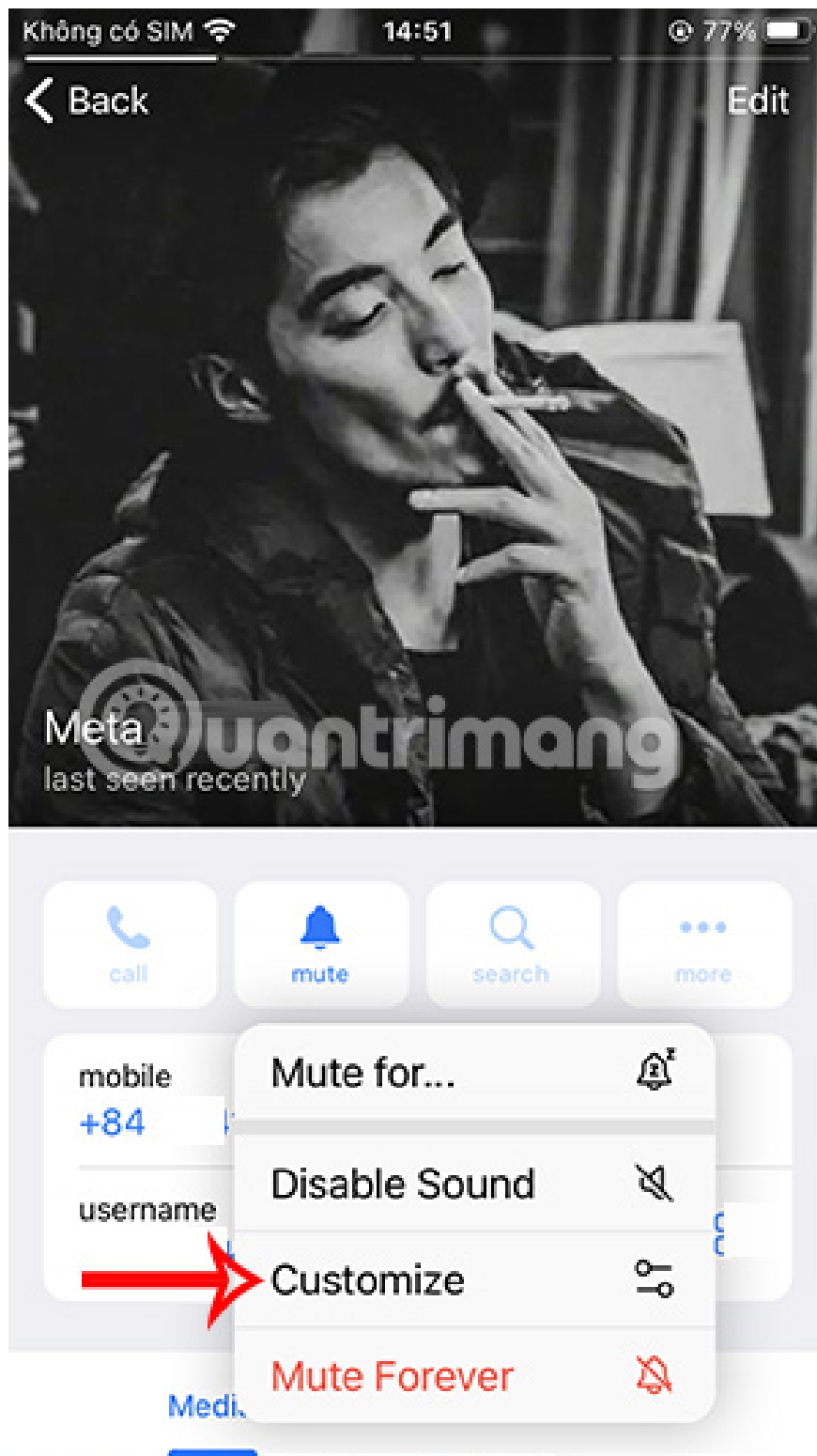
more

mobile
+84

username
@

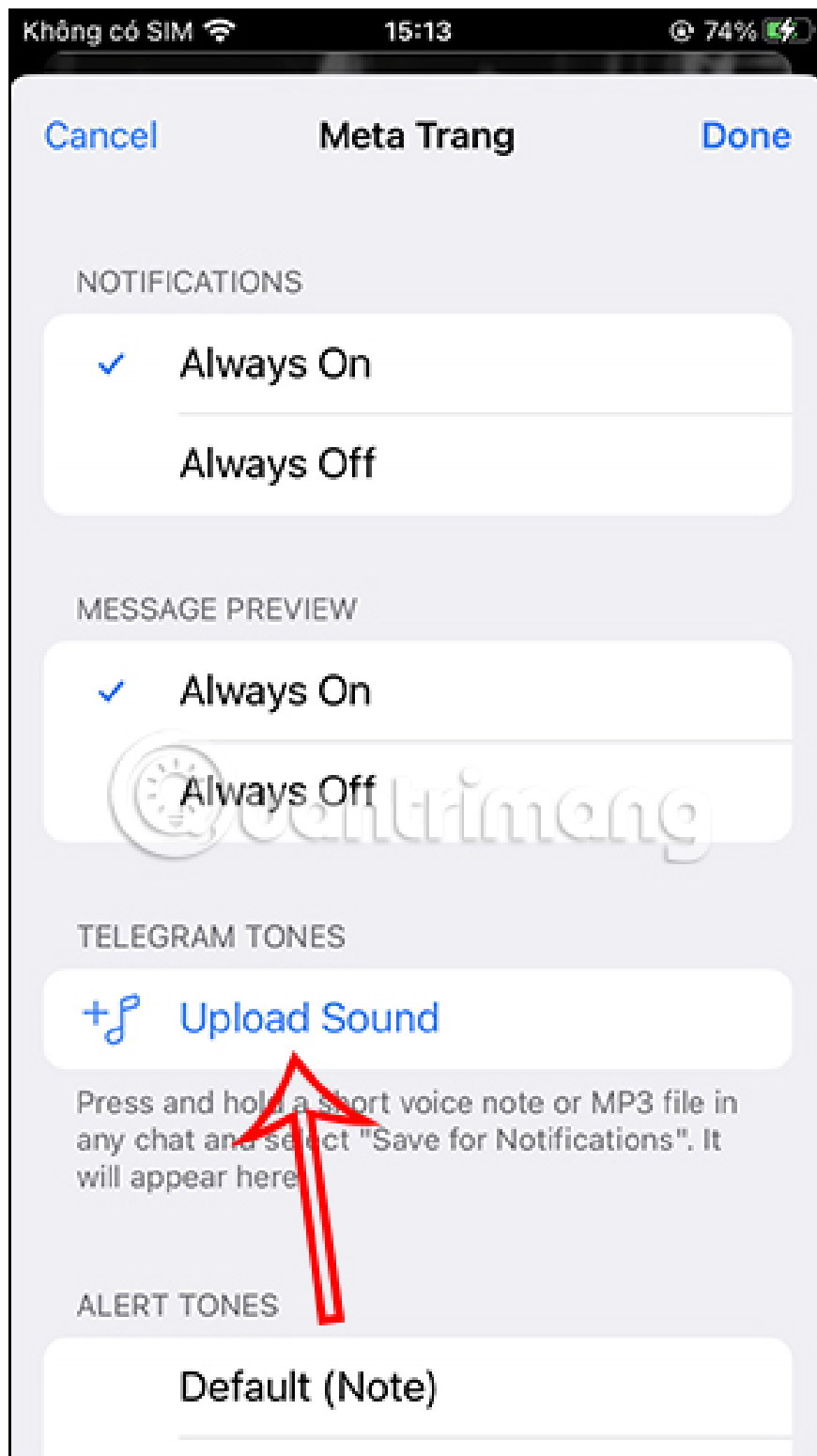
Media

GIFs



Step 3:

Next, the user will see the message notification sound options interface on Telegram for us to change as we like. In the Telegram Tones section, **click Upload Sound** to upload the sound in the phone to the application.



Step 4:

We **click on the notification sound** you want to use and then **click Open** to add it to the sound list.

Gần đây



Hủy

🔍 Tìm kiếm

50bbe1e0-
eb89....mp3

14/06/2022

Trên iPhone

nhung-
doan....mp3


25/05/2022

Trên iPhone

nhung-
doan....mp3

25/05/2022


Trên iPhone



02. 활활
(Burn....mp3

30/10/2017


Drive



03. 에너지틱
(Ener....mp3

30/10/2017


Drive



01. To Be
One (...mp3

30/10/2017

Drive



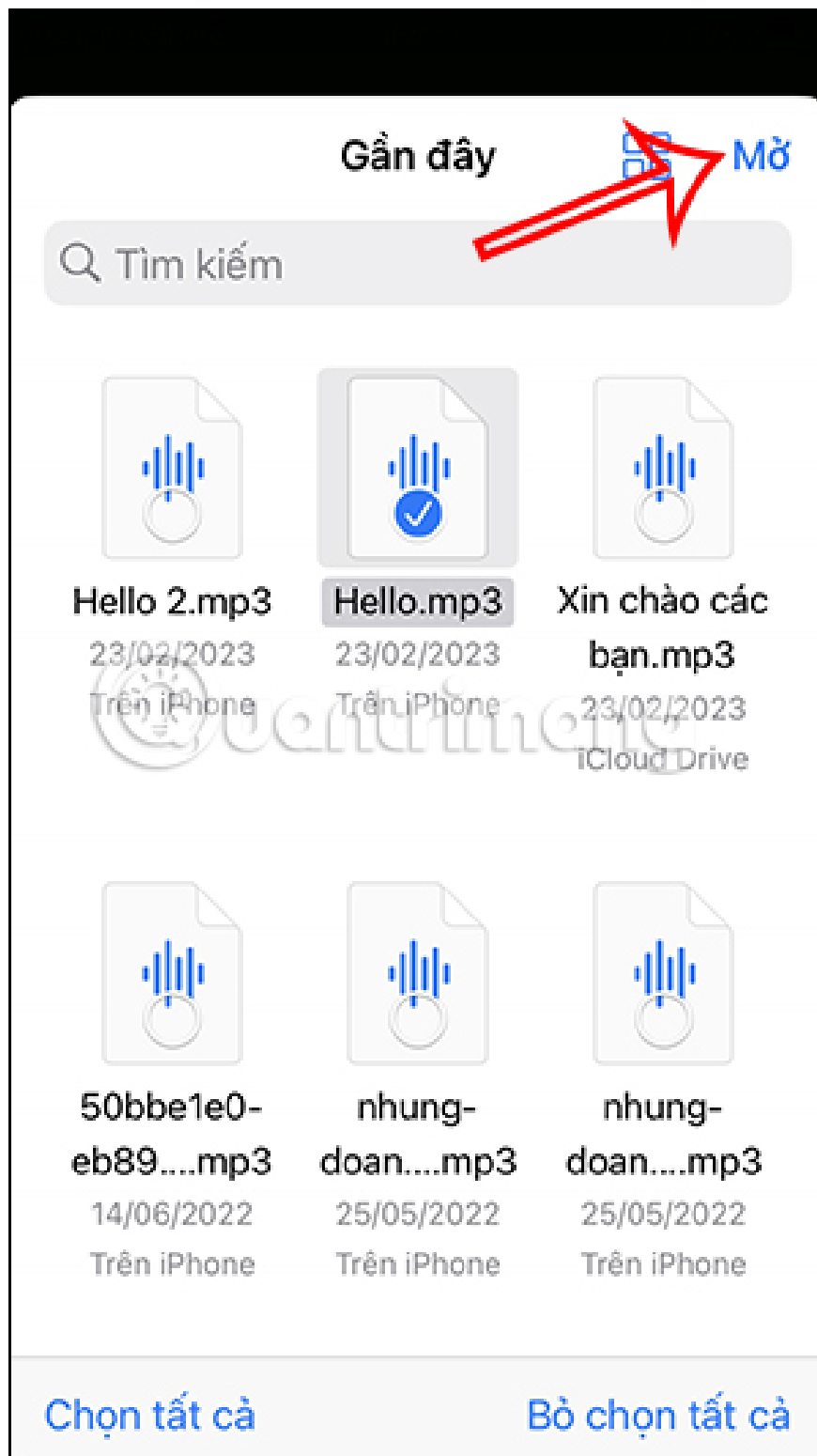
Gần đây



Được chia sẻ



Duyệt



Next, **press and hold the sound to select it** . If you want to delete it, move from right to left and then press Delete to delete it.

Cancel

Meta Trang

Done

Always On

Always Off

MESSAGE PREVIEW

Always On

Always Off

TELEGRAM TONES

Hello

+f Uploaded Sound

Press and hold a short voice note or MP3 file in any chat and select "Save for Notifications". It will appear here.

ALERT TONES



Sound Added

The sound Hello.mp3 was added to your Telegram tones.

Cancel

Meta Trang

Done

NOTIFICATIONS

Always On

Always Off

MESSAGE PREVIEW

Always On

Always Off

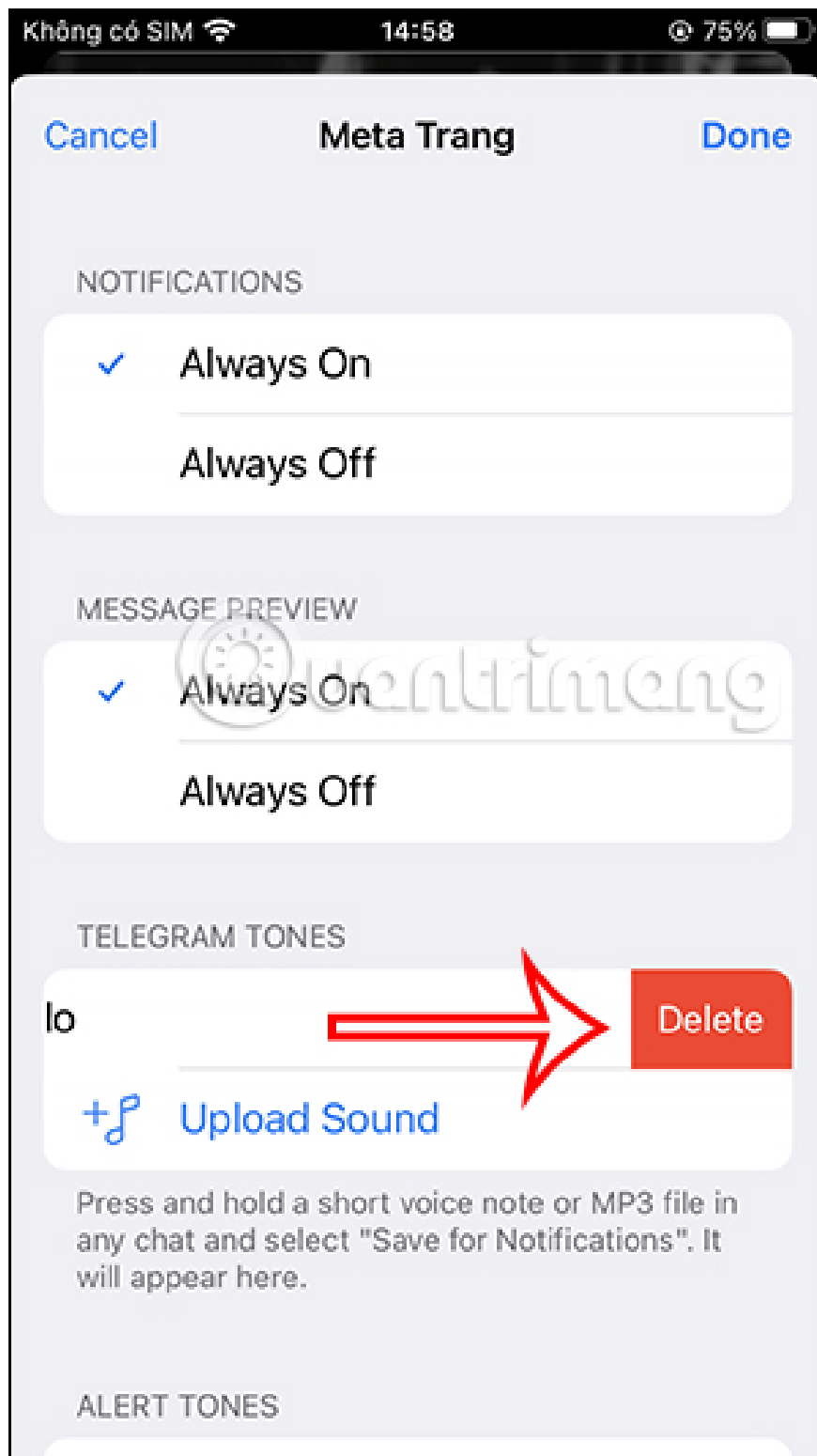
TELEGRAM TONES

Hello

 [+🎵 Upload Sound](#)

Press and hold a short voice note or MP3 file in any chat and select "Save for Notifications". It will appear here.

ALERT TONES



Step 5:

In addition, there are also message alert tones below for you to choose from. If you want to use it, click on that alert tone and then **click Done in the right corner of the screen to save it** . You continue to do the above for other messages to set your own alert tone.

Cancel

Meta Trang

Done

Default (Note)

None

Note

Aurora

Bamboo

Chord

Circles

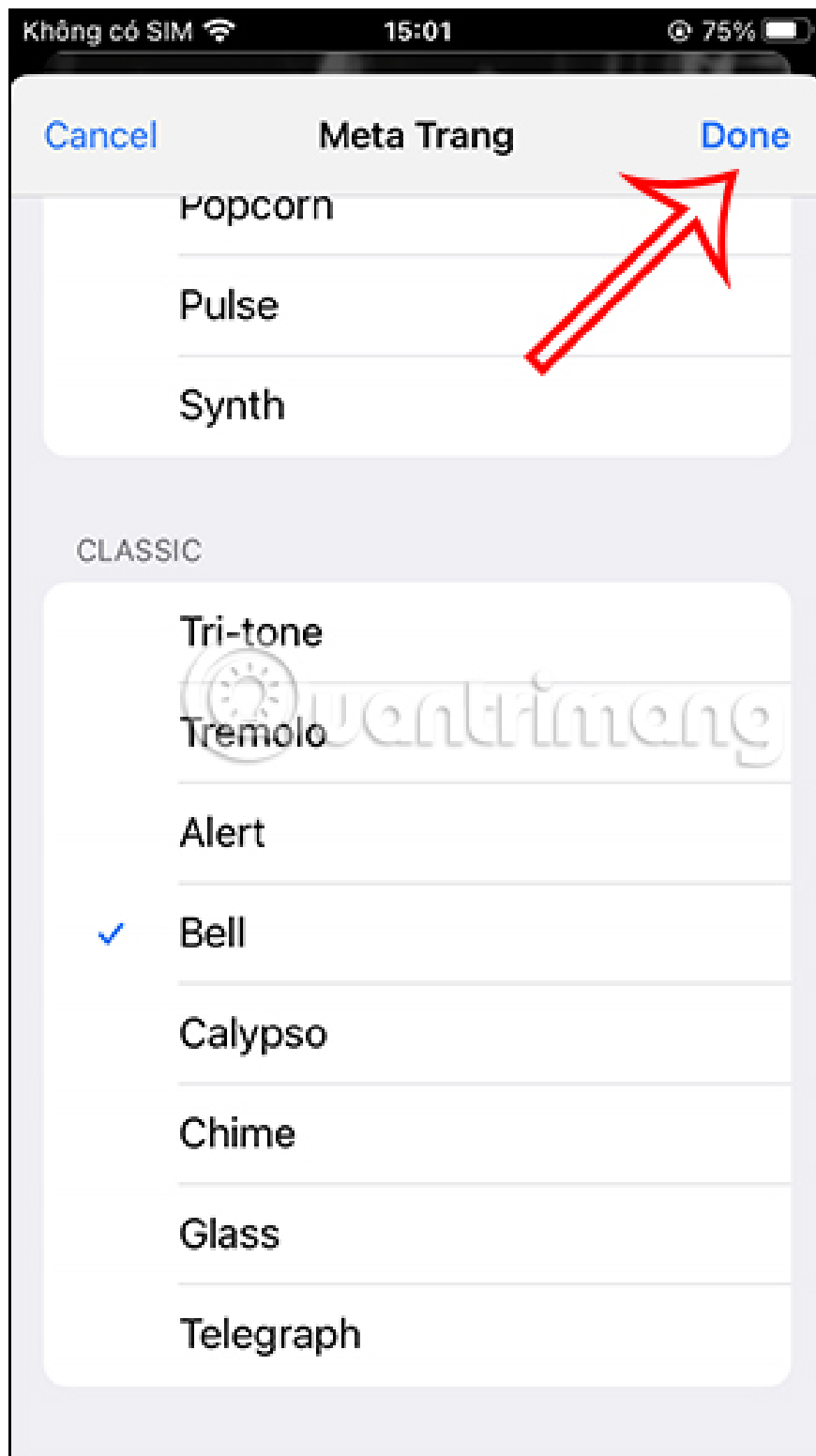
✓ Complete



Input

Keys

Popcorn



Video tutorial on setting different message tones on Telegram

You finished reading the article "**How to set different message sounds on Telegram**" edited by the [TipsMake](#) team. We hope this article has provided you with many useful tech tips and tricks. You can search for similar articles on tips and guides. Thank you for reading and for following us regularly.

