

How to set Bing Daily Images as wallpaper, lock screen Windows 10

Microsoft allows you to download Bing images for free as well as use these images on your system. Here's how to set Bing Daily Images as wallpaper, lock screen and login screen on Windows 10.

Microsoft Bing changes its homepage image every day with great images from Getty Images and other leading photographers around the globe. Microsoft allows you to download Bing images for free as well as use these images on your system. Here's how to set Bing Daily Images as wallpaper, lock screen and login screen on Windows 10.

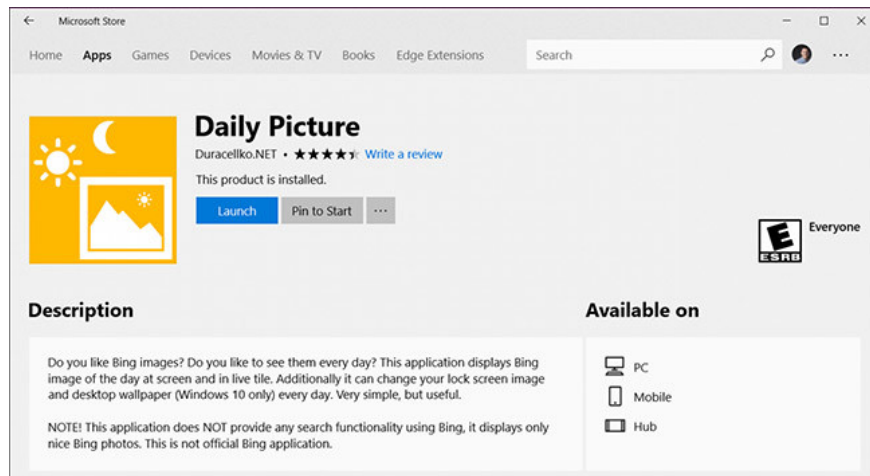
1. 8 advanced search tips with Bing

How to set Bing Daily Images as wallpaper, Windows 10 lock screen

Step 1 - Download the free Windows Store application - Daily Picture

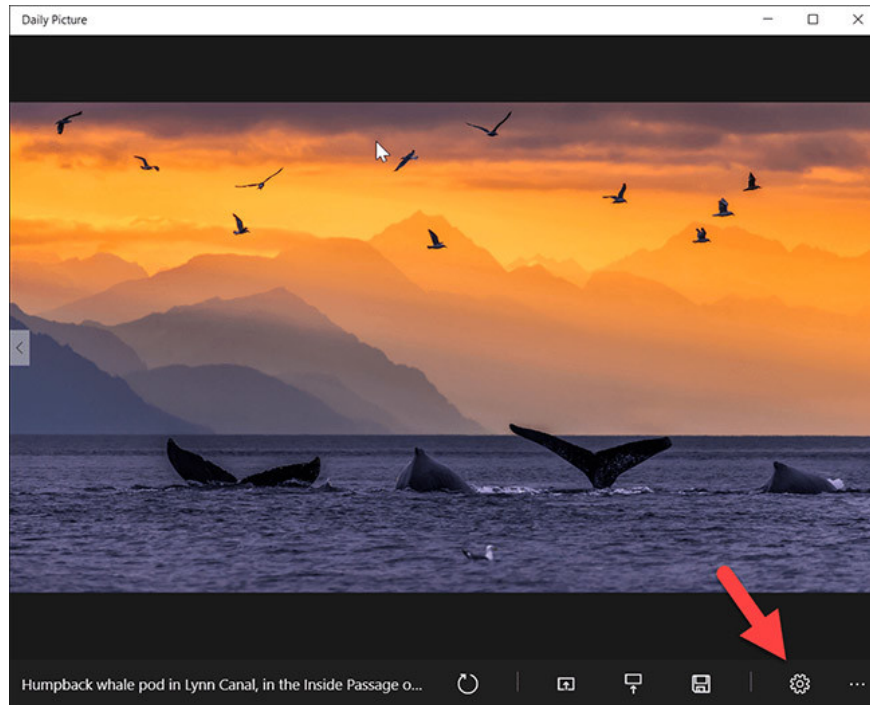
Windows 10 does not yet have this feature, so we will use a free application from Microsoft Store called **Daily Picture** .

Open **Start** and launch the **Windows Store** . Search and download applications - Daily Images.

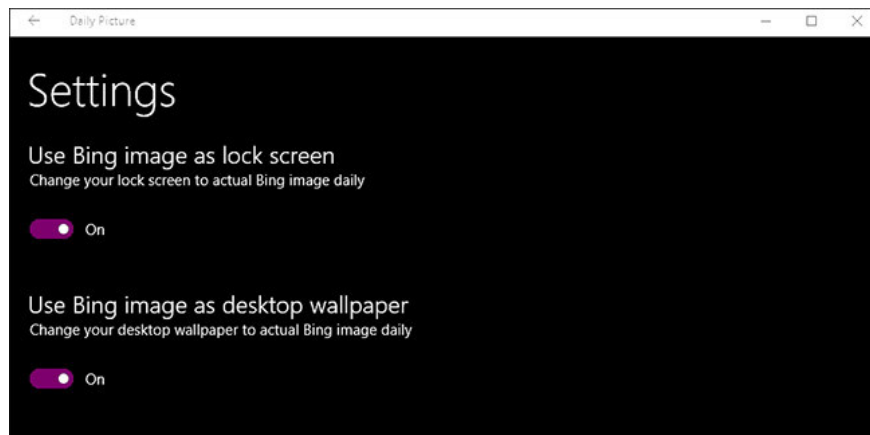


Step 2 - Configure Daily Picture

After installation, the application will download the latest images from Bing. To configure, tap the gear icon.




Choose the options you want to use Bing images. In the example below, we put Bing images as lock screens and desktops.



More information

This app also has several other options from the main screen:



1. Refresh images with the latest images from Bing.
2. Set the current Bing image to the wallpaper.
3. Set current Bing image to lock screen (including login screen).
4. Save the current Bing image to the hard drive.
5. Open installation.
6. Left or right arrow scrolls through the images of the previous day from Bing.

Many people have used this application for several years and have not encountered any problems in different versions of Windows 10. It makes many users love it because it brings new images every day.

See more:

1. How to set video as Windows 10 computer wallpaper
2. How to use GIF images as beautiful wallpapers for Windows 10 computers
3. Instructions for changing Windows 10 wallpaper timer

You finished reading the article "**How to set Bing Daily Images as wallpaper, lock screen Windows 10**" edited by the [TipsMake](#) team. We hope this article has provided you with many useful tech tips and tricks. You can search for similar articles on tips and guides. Thank you for reading and for following us regularly.