

How to set 3D city wallpapers for Android

Metropolis 3D City application is a Live Wallpapers application, using the city image in 3D to set as an Android device background image, which can be moved according to your actions.

Metropolis 3D City application is a Live Wallpapers application , using the city image in 3D to set as an Android device background image, move when we unlock the device or perform swipe gestures on the screen. The application uses the Bing Maps Unity SDK platform to give users the most realistic view of cities around the world, through 3D images.

We have about 60 cities displayed in 3D to choose as a wallpaper. Besides, we also have a few settings to adjust the wallpaper display mode accordingly. Currently the application is compatible with Android 7.0 and above, minimum RAM capacity of 3GB. The following article will guide you how to use Metropolis 3D City to install 3D wallpapers on Android.

Instructions to install 3D wallpapers for Android

Step 1:

We download the Metropolis 3D City app for Android by following the link below and then grant access to the app if available.

Download the Metropolis 3D City Android app
<https://play.google.com/store/apps/details?id=com.justzht.metropolis>

Click Next to skip the introduction interface and instructions.



Metropolis

FULL 3D CITY LIVE WALLPAPER
BUILD 1.0.0.4 (3062) REL



Quantrimeng

SKIP  NEXT



9:00

84%

**You don't have any scene
currently display on your s...**

Would you like to see the scene
catalog or have a tutorial first?

OK

CANCEL

APP TUTORIAL


Metropolis

LIVE WALLPAPER
BUILD 1.0.0.4 (3062) REL
COMMIT MASTER-AF4E41D



Step 2:

At the first interface, you **drag the bar at the bottom** to display the interface setting wallpaper. In the new interface, click **Load Collection** to search for the city the application supports.



Metropolis

LIVE WALLPAPER
BUILD 1.0.0.4 (3062) REL
COMMIT MASTER-AF4E41D



9:14

82%

Metropolis

LIVE WALLPAPER
BUILD 1.0.0.4 (3062) REL
COMMIT MASTER-AF4E41D

Permission


Some permissions are needed for extended functionality, and it is OK if you turn them off if you do not need them.

Location

Location

Search for an address, or directly load a location from the curated catalog.

 **LOAD COLLECTION**

 SEARCH LOCATION (PRO)

View

Adjust view parameters and animation path here.

Dolly Zoom 

Parallax Effect (Pro)

Animation Speed 

Horizontal Rotation S 

 **SET WALLPAPER**

Graphics

Adjust graphics settings.

Sharpen 

There are 60 cities in North America. If you want to select a city as a wallpaper, click on it, then **click Set to install** . You wait for the process of **downloading 3D images** to applications. Some wallpapers have the word AD, you need to see ads to unlock the wallpaper.

Metropolis

Downtown Aquarium
Presents Houston,
TX, United States


Flatiron Building
New York, United States



One World Trade Center
New York, United States
40.7131, -74.012
31,4 MB



Stadio Marcantonio Bentegodi
Verona, Province of Verona, Italy



Rialto Bridge
Venice, Metropolitan City of Venice, Italy

Lungomare Nazario Sauro
Bari, Metropolitan City of Bari, Italy



Downloading

8% (2,6 MB / 31,4 MB)

Presents

Houston, TX, United States

Flatiron Building

New York, United States



One World Trade Center

New York, United States



Stadio Marcantonio Bentegodi

Verona, Province of Verona, Italy



Lungomare Nazario Sauro

Bari, Metropolitan City of Bari, Italy



Rialto Bridge

Venice, Metropolitan City of Venice, Italy



← **BACK**

Step 3:

When the download is complete, continue to return to **adjust the wallpaper display mode** in View and Graphics. Adjustments such as adjusting vibration, brightness, zooming the image, dimming the home screen, turning on / off Parallax motion effects, and zooming wallpaper images when unlocking the device are like Super Wallpapers on MIUI 12. .

Next, **click Set Wallpaper** below. Switch to the interface, then press **Set wallpaper** and select the location you want to set the 3D wallpaper. Finally your Android device has 3D live wallpaper installed. Note that the device will use more battery than installing Android background images in the still image format.


9:15

82%

Metropolis

LIVE WALLPAPER
BUILD 1.0.0.4 (3062) REL
COMMIT MASTER-AF4E41D

 LOAD COLLECTION

 SEARCH LOCATION (PRO)

View

Adjust view parameters and animation path here.

Dolly Zoom 

Parallax Effect (Pro)

Animation Speed 


Horizontal Rotation Scale 

Graphics

Adjust graphics settings.

Sharpen 

Brightness 

Vibrancy 

Brightness Follow System B/W Mode (Pro)

Adapt

 SET WALLPAPER


Get Pro

9:16

81%



ĐẶT HÌNH NỀN





uantrimang

9:17

81%

Thứ Ba, 12 thg 5 | 25°C



You finished reading the article "**How to set 3D city wallpapers for Android**" edited by the [TipsMake](#) team. We hope this article has provided you with many useful tech tips and tricks. You can search for similar articles on tips and guides. Thank you for reading and for following us regularly.
