

# How to separate online beat music without software

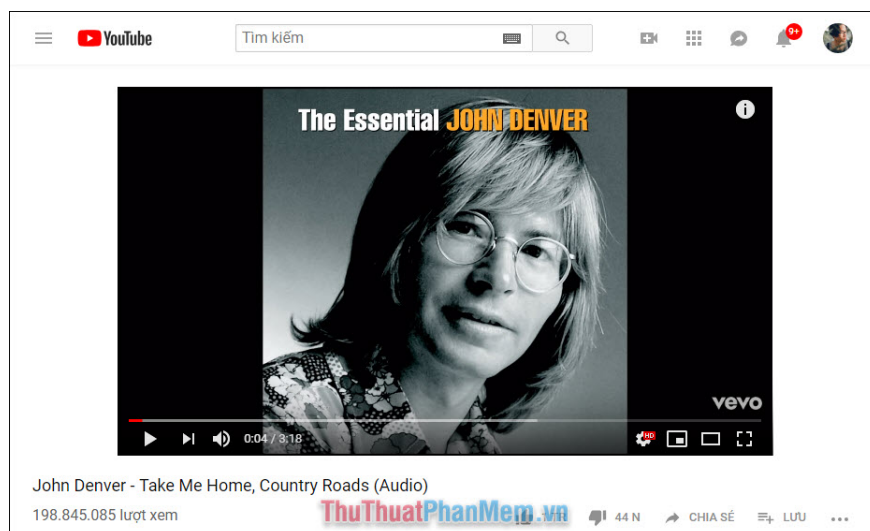
How to separate online beat music without software. If you are not proficient in using audio processing software, splitting beat music seems to be impossible. But if you know how to split online beat music without software, it's a problem

If you are not proficient in using audio processing software, splitting beat music seems to be impossible. But, if you know **How to rip online beat music without software** , your problem won't be worrying anymore. Let's find out with ThuTh ThuatPhuc.vn.vn!

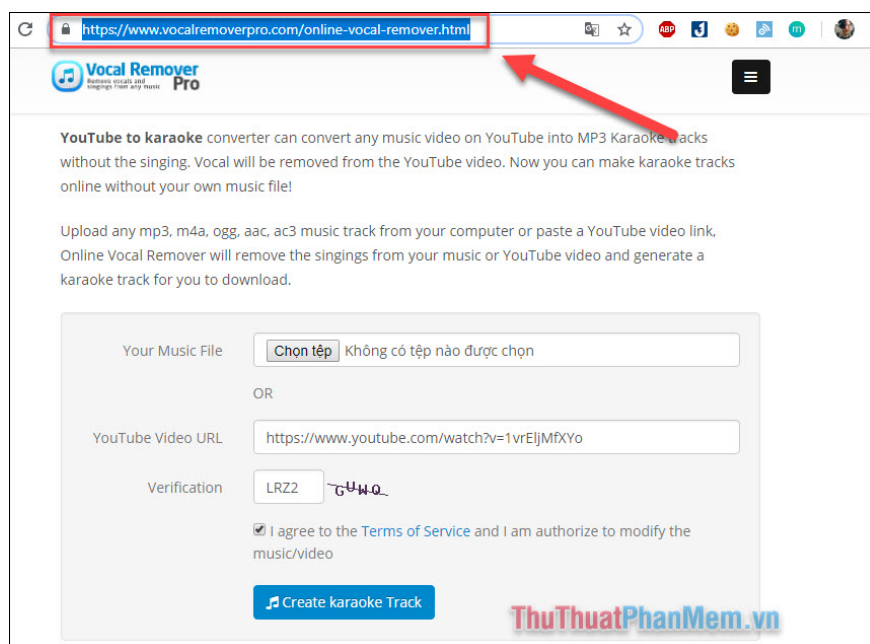


## How to separate online beat music without software

**Step 1:** Prepare your mp3 music file or YouTube video. Let me take an example with the song Take Me Home, Country Roads - John Denver.



**Step 2:** Using your browser, visit <https://www.vocalremoverpro.com/online-vocal-remover.html>.



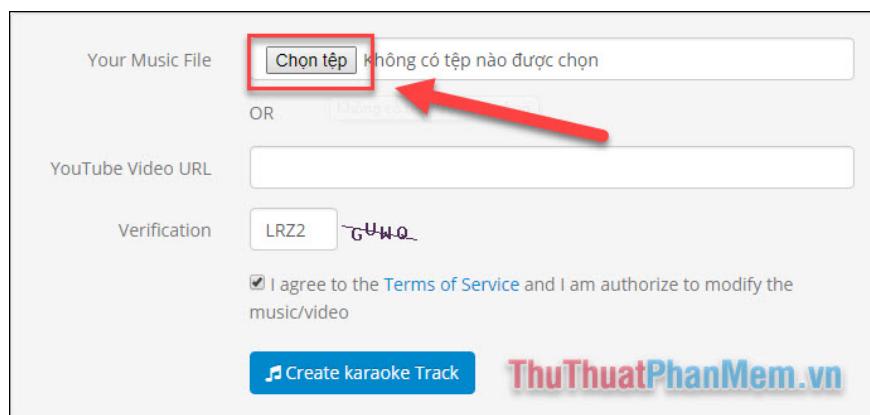
**Step 3:** Add music to the tool.

Here you have 2 options as follows:

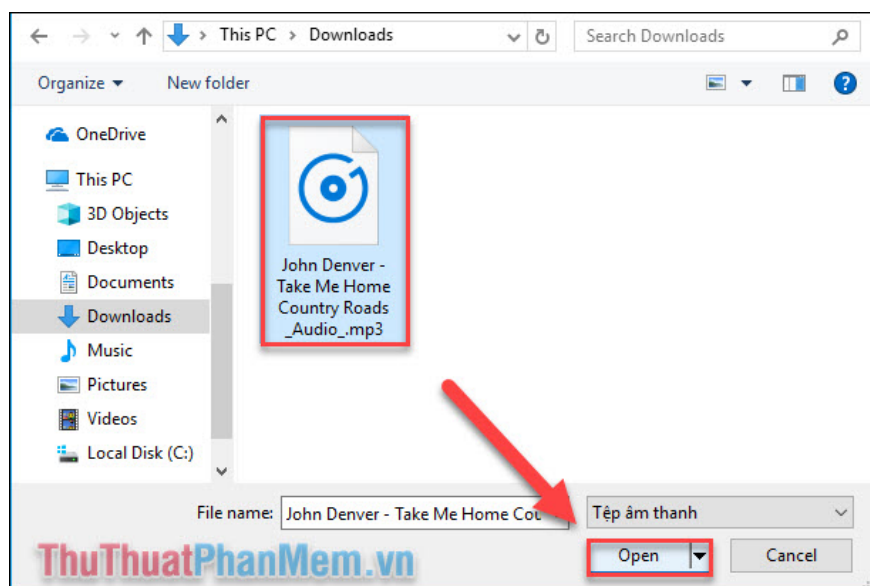
### 1. Extract beat by mp3 file

This is the method to add music when you have prepared an mp3 file available on your device, if you do not know how to download music from the internet to your computer, follow this article.

In the main interface of the beat creation page, click **Select file** to proceed with adding music files to the tool:



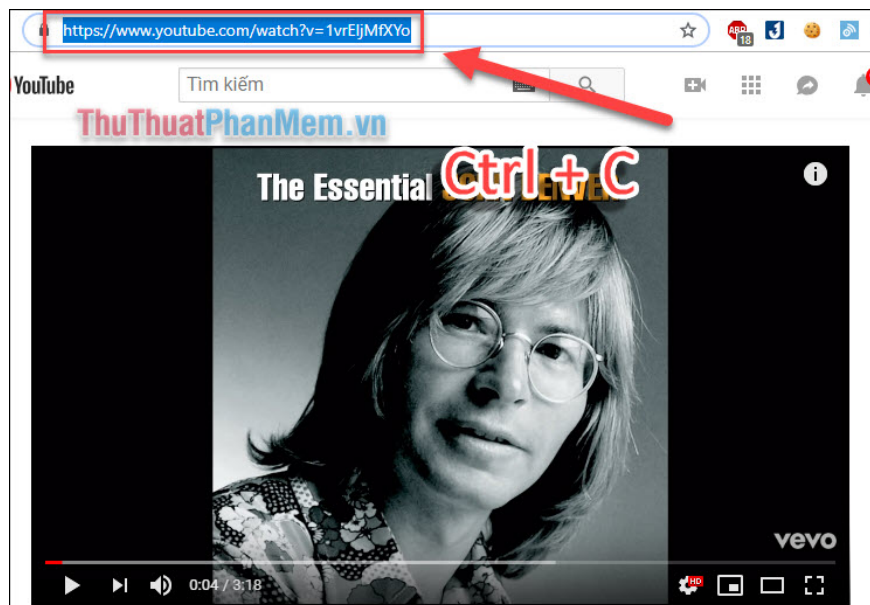
Select the music you want to process, then press **Open** .



### 1. Add music with videos on Youtube

This is the second method, you just need to copy the Youtube link and paste it here to create beat music.

You open the music video on Youtube, **highlight the link** and press **Ctrl + C** to copy it.

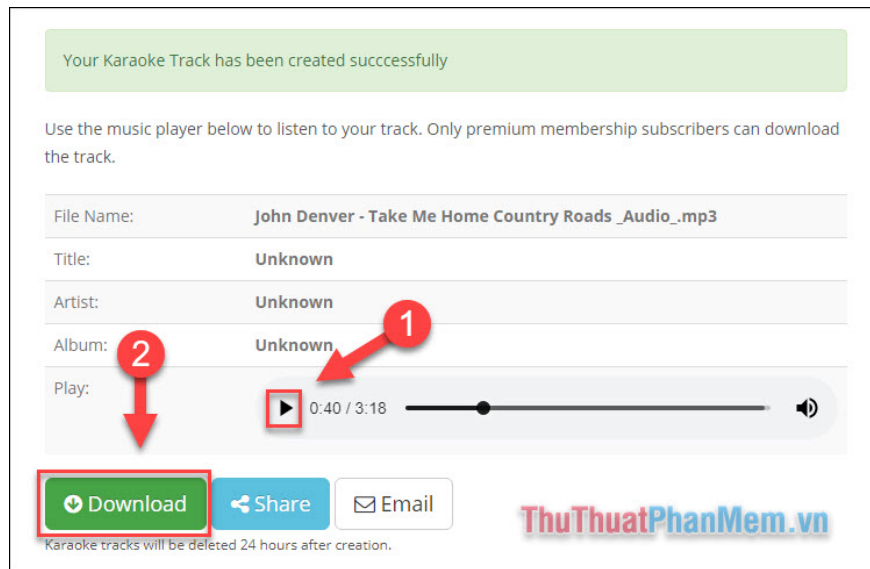


Back to the interface to create karaoke music, you press **Ctrl + V** to paste the link into the **Youtube Video URL** stream .

**Step 4:** Start separating online beat music:

Once the mp3 file has been added to the tool, enter **the Security Code (1)** , check the box **Agree to the terms of service (2)** and finally click **Create Karaoke Track (3)** .

**Step 5:** Wait for the process of separating the beat music to succeed, you will be notified of the following results:



Click the **Play** button (1) to listen to the test, then you click **Download** (2) to download music and start using.

Recently ThuTh ThuatPhucMuong.vn has instructed you **how to rip online beat music without software** , wish you a successful practice!

You finished reading the article "**How to separate online beat music without software**" edited by the [TipsMake](#) team. We hope this article has provided you with many useful tech tips and tricks. You can search for similar articles on tips and guides. Thank you for reading and for following us regularly.