

# How to send WhatsApp photos for viewing only once

WhatsApp updated the feature to send photos only for viewing once and then the content will disappear in the chat and cannot be viewed again, similar to sending self-destructing messages in WhatsApp.

When you enable the one-time viewing feature, the image or video file will not be displayed in the WhatsApp messaging interface, ensuring content privacy. In particular, the recipient of the file cannot do any other manipulations with the image, avoiding the disclosure of personal information. The article below will guide you to send WhatsApp photos for viewing only once.

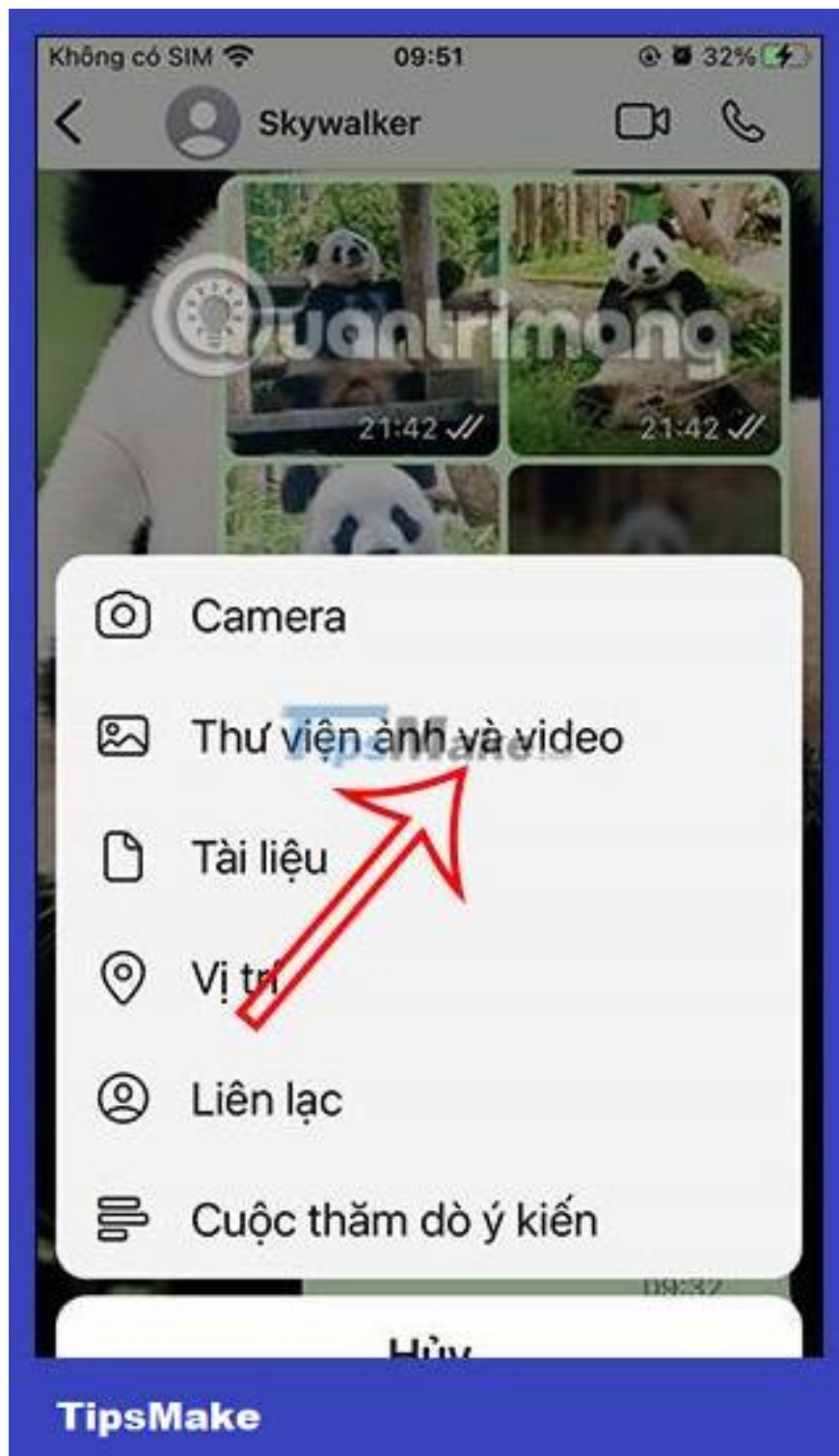
## Instructions for sending WhatsApp photos for viewing only once

### Step 1:

At the interface in WhatsApp, click on **the plus icon** and select **Photo and video library** to send files in the application.



**TipsMake**



## Step 2:

Displayed in the album interface for you to choose the images and videos you want to send. In the image editing interface sent in WhatsApp, click **on the number 1 icon** to activate the 1-time viewing mode as shown below.

Không có SIM

11:06

81%

< Album

Gần đây

Hủy

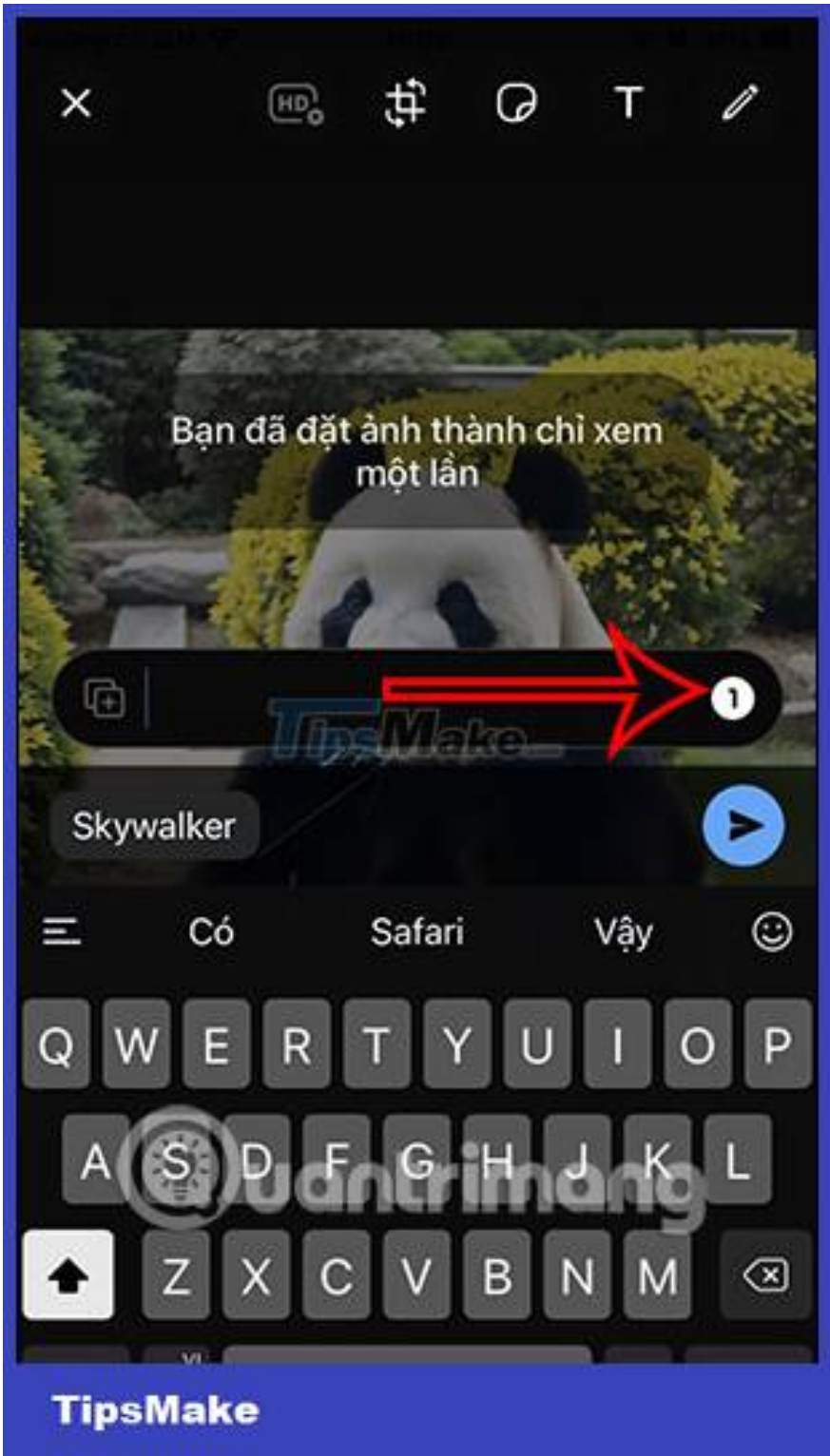


TipsMake



### Step 3:

As soon as you activate this mode, the number 1 will appear in the messaging interface. Now write a caption for the photo and then proceed to send the photo in WhatsApp as usual.





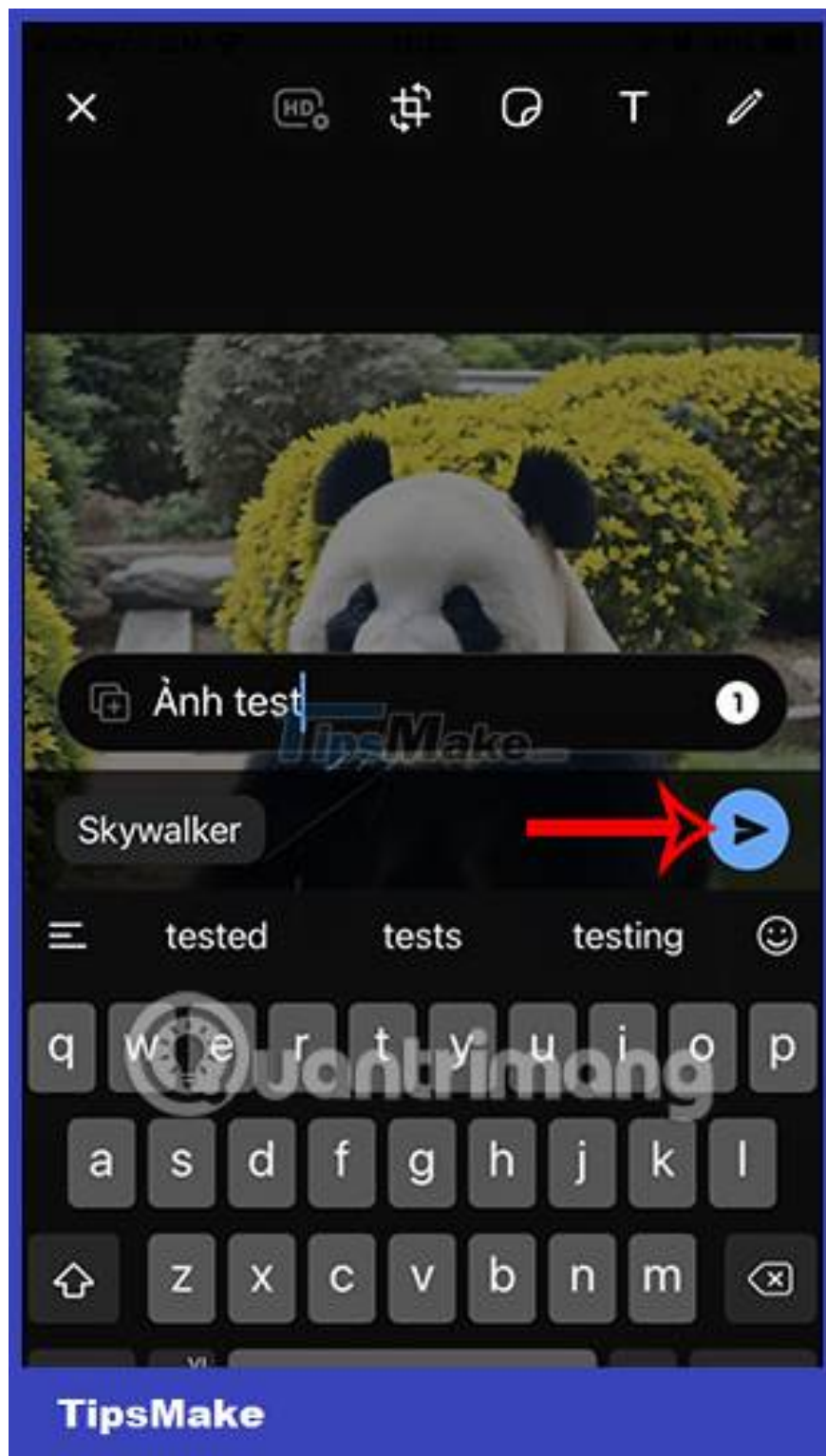
 Quantrimang



Thêm chú thích...



**TipsMake**



#### Step 4:

Photos sent in WhatsApp that can only be viewed once will display information about whether the file is a photo or video and a number 1 next to it for viewing only once.



As soon as the other person opens the photo for viewing only once in WhatsApp, you will receive a notification that it has been opened as shown below.



The recipient will only see the photo once and cannot share, forward, copy, save or even take a screenshot. As soon as they view it, the photo is automatically deleted in the chat and cannot be viewed again.



You finished reading the article "**How to send WhatsApp photos for viewing only once**" edited by the [TipsMake](#) team. We hope this article has provided you with many useful tech tips and tricks. You can search for similar articles on tips and guides. Thank you for reading and for following us regularly.