

How to send videos via Facebook Messenger

Facebook Messenger has allowed sending files, attachments, videos. But with a large video, how to send it?

Previously to send any kind of file you would use Gmail. However, currently chat apps like Zalo, Viber, or Facebook Messenger have allowed to send files, attachments, send HD photos on Messenger, or send videos, etc. On Facebook Messenger you can send videos with capacity no more than 25MB. So what if the video is too large, or a large video wants to be sent on Messenger?

1. How to send music, MP3 songs through Messenger to listen
2. Have you tried sending GIF images of faces on Facebook Messenger?
3. How to chat typeface in Facebook Messenger

Instructions for sending videos on Messenger

1. Send Messenger video to the web

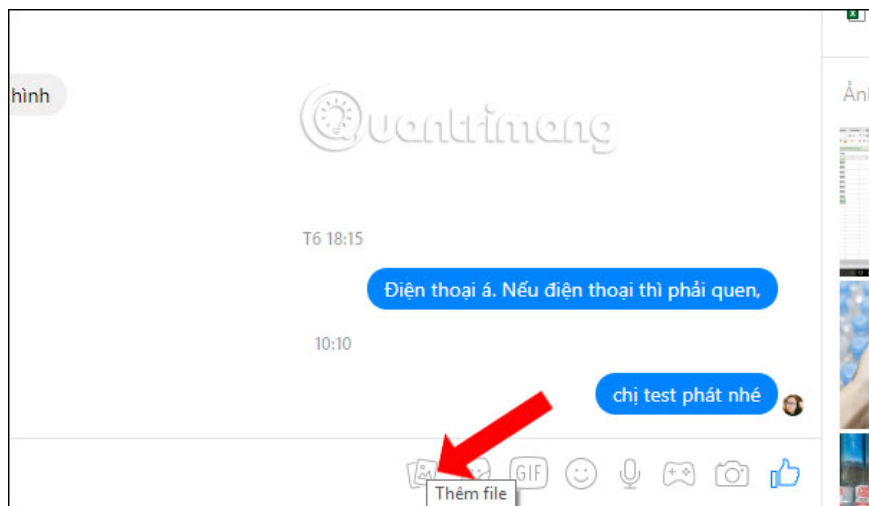
Step 1:

You access the following Facebook Messenger link on your computer and then log in to your Facebook account.

1. <https://www.messenger.com>

Step 2:

In the box below click on **the Add file icon** to proceed to send videos on Messenger.

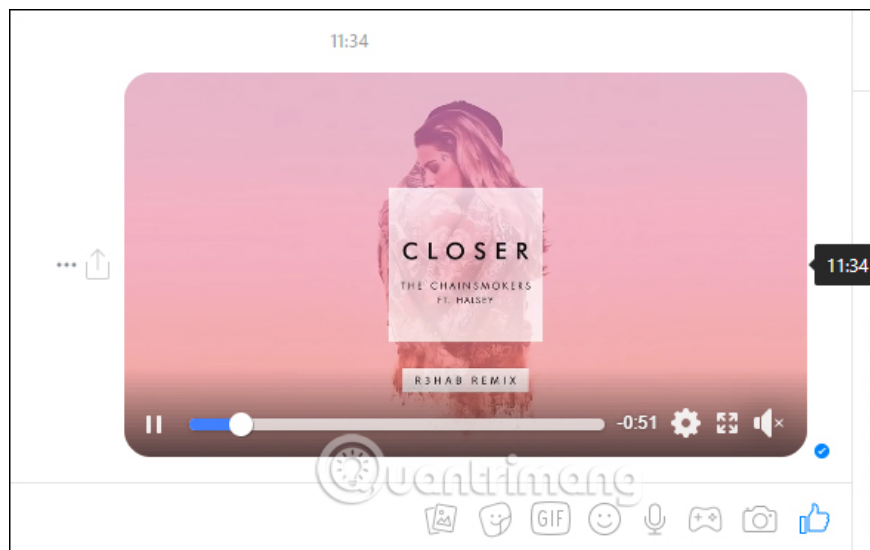


Step 3:

Click on the video you want to send and you will see a video display in the Messenger chat frame. Enter the message as usual then press Enter to send the video.



Wait a few seconds for Messenger to upload videos to the system and send it to friends. When successful, the user will see the video displayed in the chat frame.



2. Send videos on Android and iOS Messenger

Step 1:

Access your Facebook Messenger account on your phone and then click on the friend who wants to send the video. In the chat frame click on **the camera icon** to select the video to send.



Tìm kiếm



Tin nhắn

Hoạt động (2)

Nhóm



Thêm vào tin của bạn



Nguyen



Lavenda...



cxbcxbsr

24 thg 10



Mang Quantri

MỚI


Hãy gửi lời chào đến Man...



Tetris Messenger

18 thg 12

Tetris Messenger: Nâng cao đi...



Bạn đã gửi 6 ảnh.

02/11/2017



Trang chủ



Cuộc gọi



Danh bạ



Trò chơi



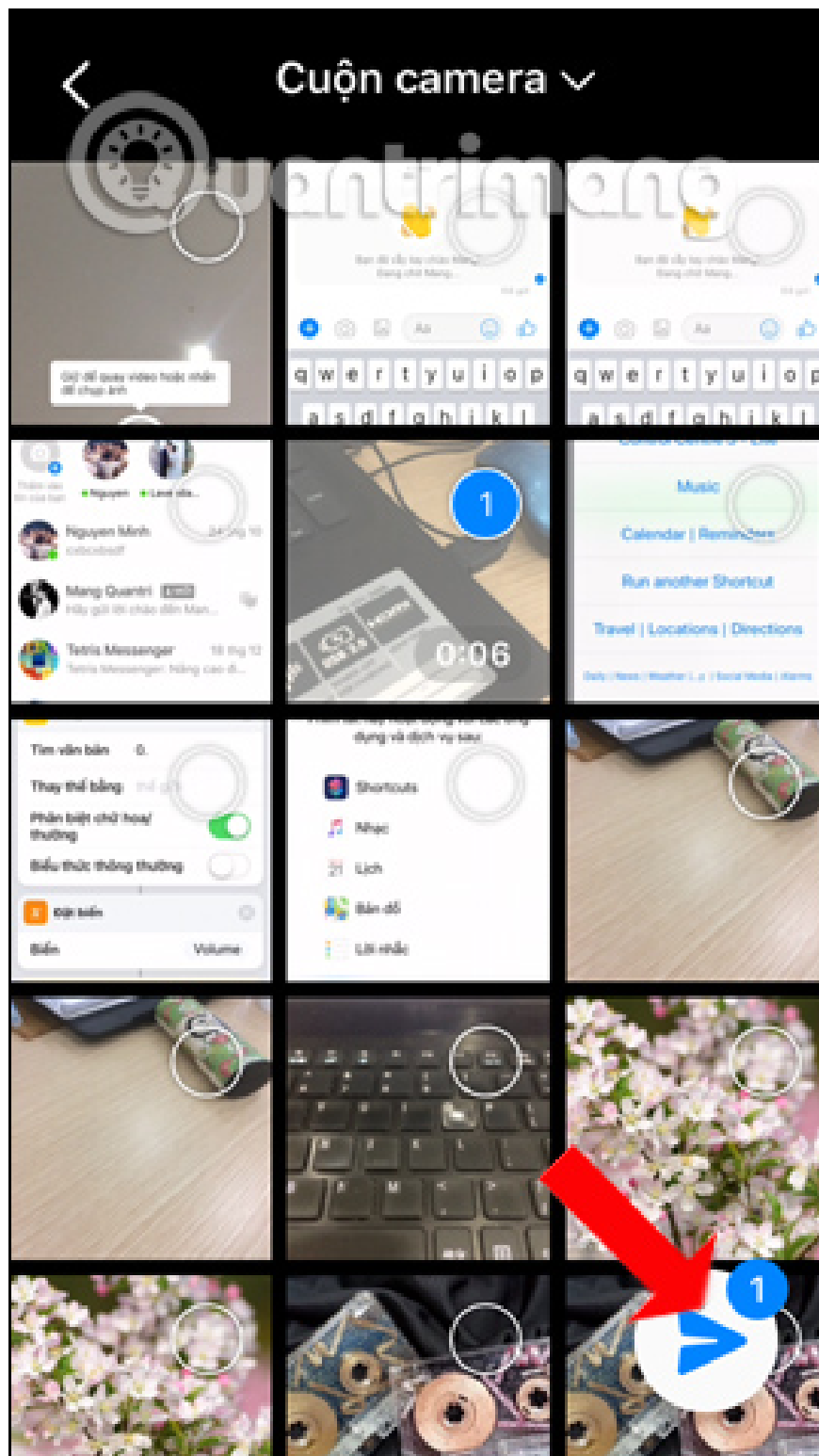
Step 2:

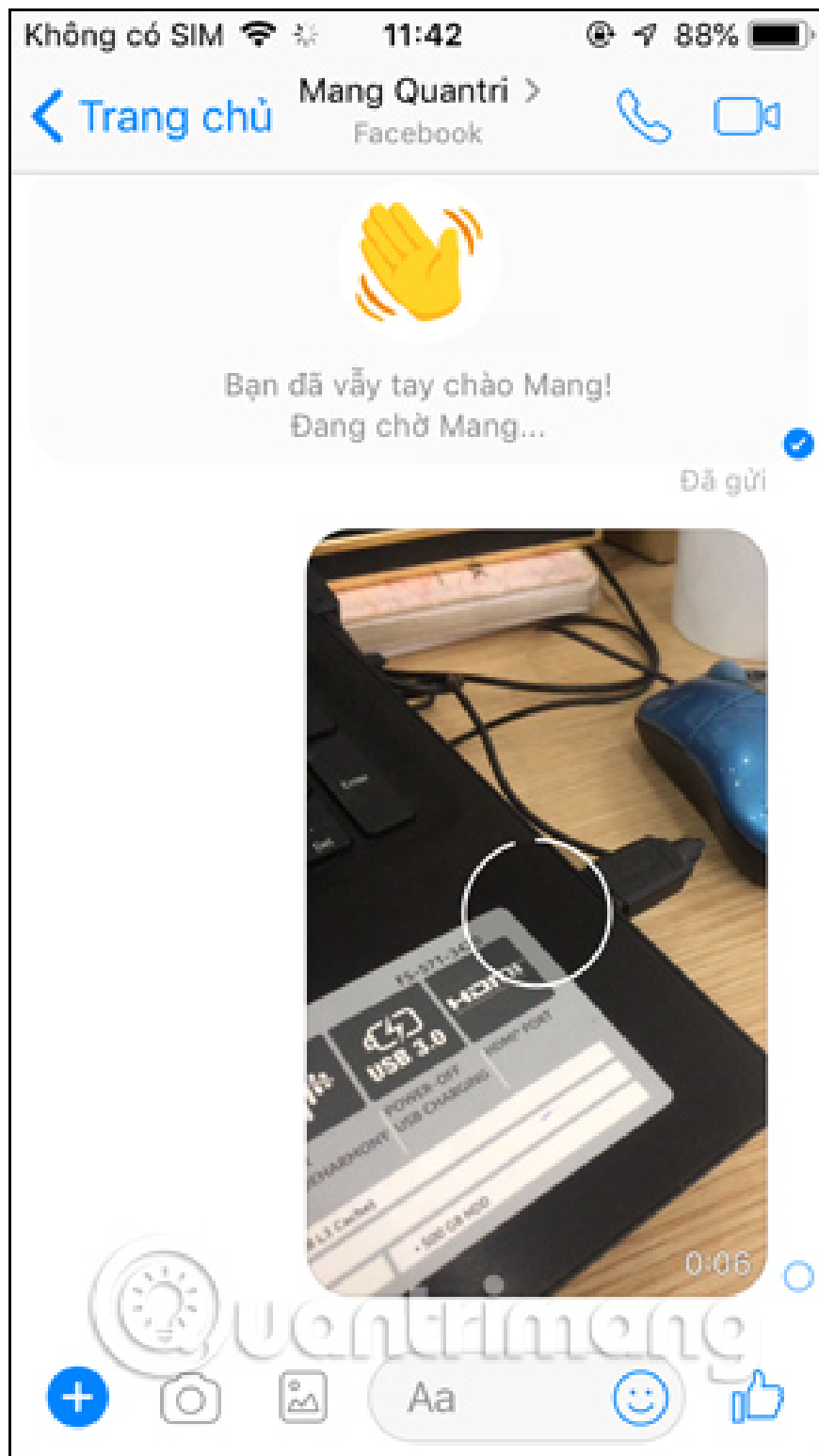
Display the capture and video capture interface on Messenger. Click on **the circle icon** to enter the album on the device. Click here to select the video you want to send, then click **the Send button** below to send the video.

Wait for the video to be uploaded to Messenger and send to friends.

Giữ để quay video hoặc nhấn để chụp ảnh







How to send videos over 25MB on Messenger

Currently the regulation sends videos over Messenger up to 25MB of storage. When 25MB is exceeded, the user will receive the following message. In order to send a video with a large capacity on Messenger, users must reduce the video size.



Method 1: Compress, reduce video size

We can use WinRAR or 7 zip tool to compress the file and then switch to Messenger file transfer. There are many tools to compress files beyond 7 zip, WinRAR. Read more in the article Top software file compression and file compression today.

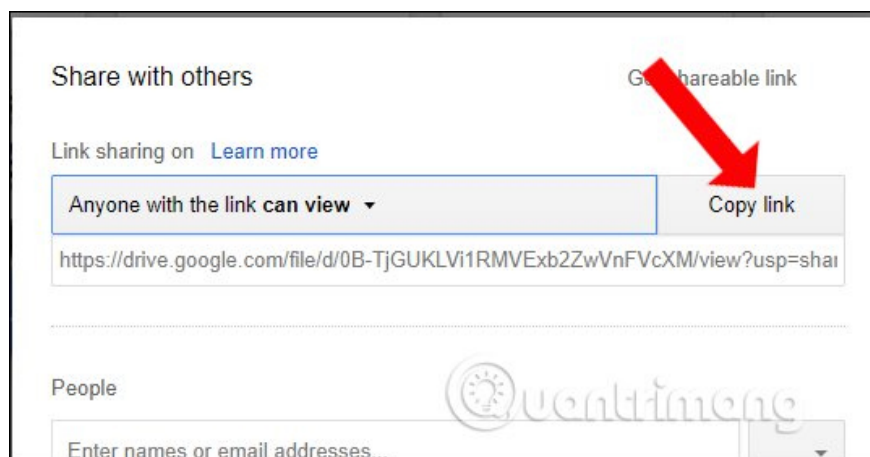
1. How to compress and decompress files with WinRAR?

Or there are currently a number of mobile apps that compress video, reduce the video size so that you can send videos on Messenger phones. Readers refer to some applications in the article below.

1. How to compress photos, videos increase iPhone capacity
2. GOM Saver: photo and video compression tool on Android saves storage space for being infected
3. 5 ways to reduce video capacity for iPhone

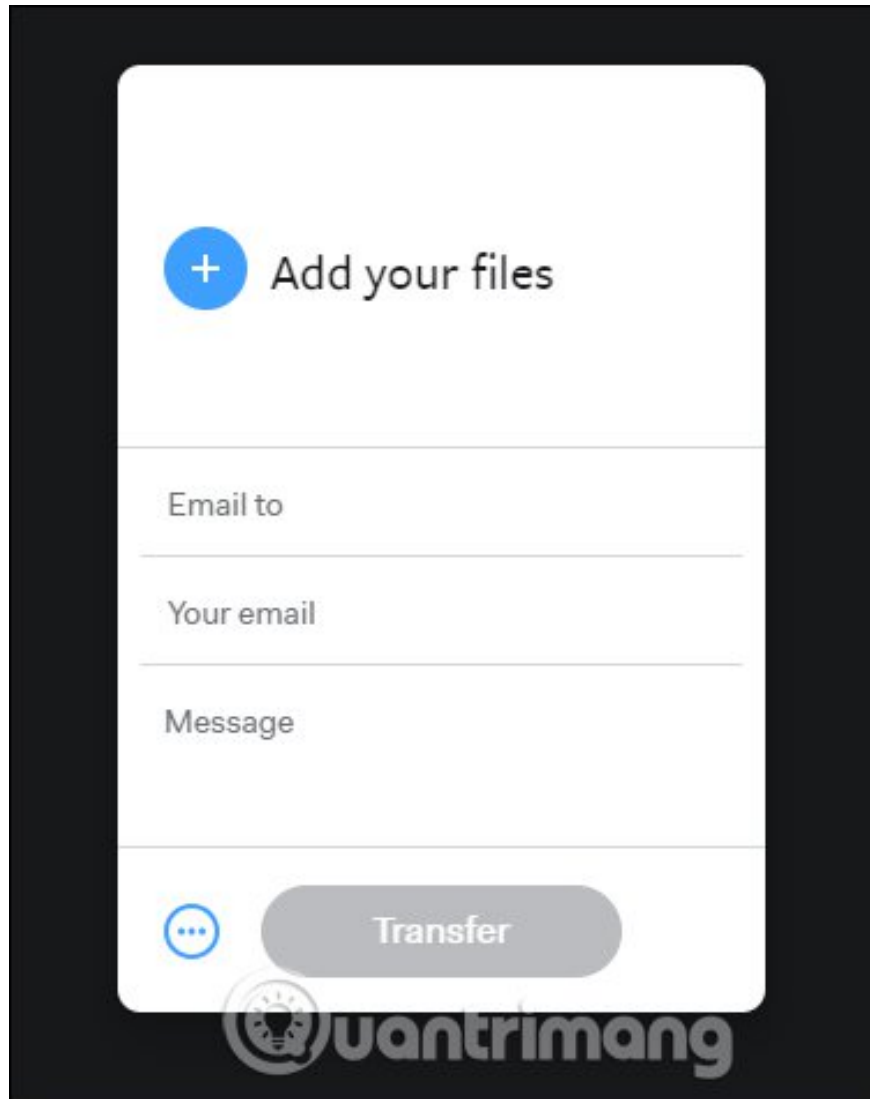
Method 2: Send files via link Google Drive

If you don't want to compress the video size, you need to upload the video to Google Drive or any cloud storage service you are using. Then just send the link file to your friends to download. In the process of creating link file sharing on Google Drive, users can adjust the sharing mode in the article How to share files on Google Drive.



Method 3: Send videos via Gmail

The last way is to send videos on Gmail. In case the video you send is too large for Gmail, you can also use the services that allow sending large files on Gmail in the article [How to send an email over the size limit?](#) or use the Fsend service, which allows you to create link files to send on Messenger or any other chat or email application.



See more:

1. [How to use Firefox Send to share large files](#)
2. [How to use TransferXL to share files online](#)
3. [How to share encrypted files and self-destruct on Otr.to](#)

Hope this article is useful to you!

You finished reading the article "**How to send videos via Facebook Messenger**" edited by the [TipsMake](#) team. We hope this article has provided you with many useful tech tips and tricks. You can search for similar articles on tips and guides. Thank you for reading and for following us regularly.