

# How to send the contents of the clipboard to a text file

This article shows how to send clipboard content to text files with a simple shortcut.

**This article shows how to send clipboard content to text files with a simple shortcut.**

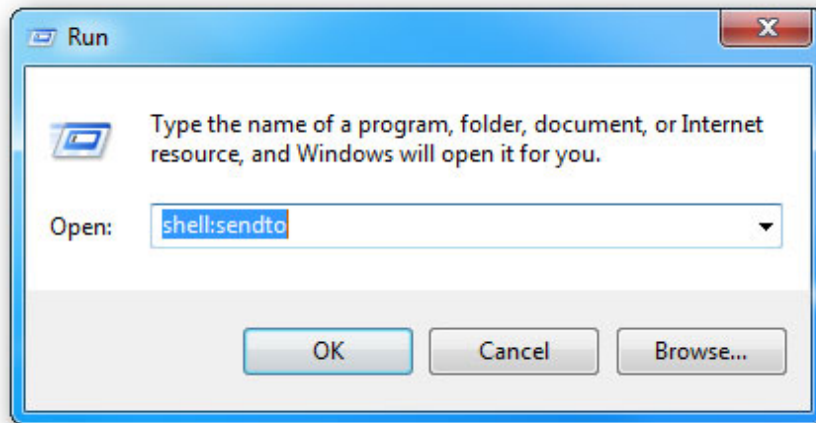
## ClipOut utility copy:

In Windows, the " *clip* " command line tool is a way to direct the console's output to the clipboard, but there is no tool to send clipboard content to the console. To do this, we will use the utility called ClipOut.

Simply download, extract the file to the location in the Windows **PATH** variable ( *if you don't know the meaning of this, unzip the EXE file to the C: Windows folder* ).

## Add Send To shortcut:

Press the **Windows + R** key combination to open the box **Run** > type **shell: sendto** > press **Enter** to open the location of your Send To folder.



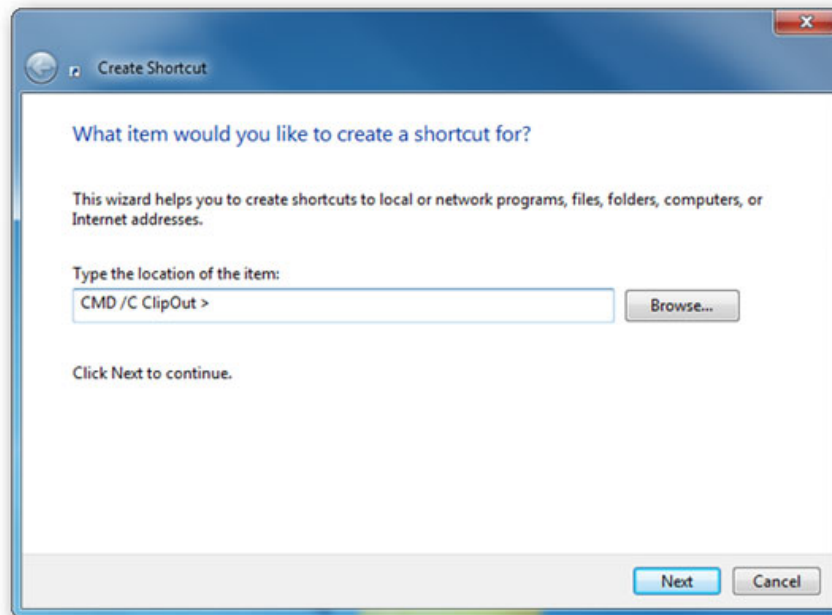
In the **Send To** folder, **right-click**> select **New** > select **Shortcut** to create a new shortcut with the command:

CMD / C ClipOut>

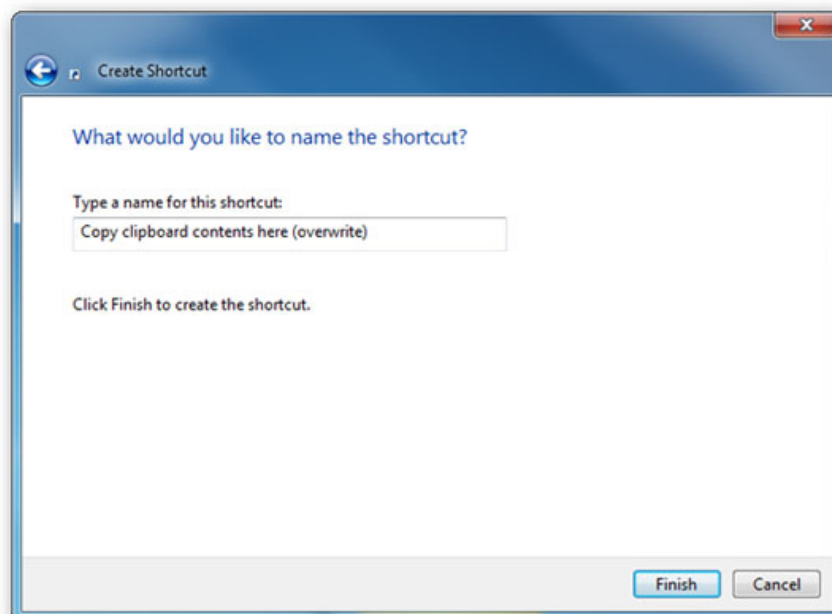
**Note :** The above command will overwrite the contents of the selected file. If you want to append the contents of the selected file, replace it with the following command:

CMD / C ClipOut >>

Of course, you can create shortcuts for both commands.



Provide a descriptive name for the shortcut:



It's done. From now on, using this shortcut will send the text content copied from the Windows clipboard to the selected file.

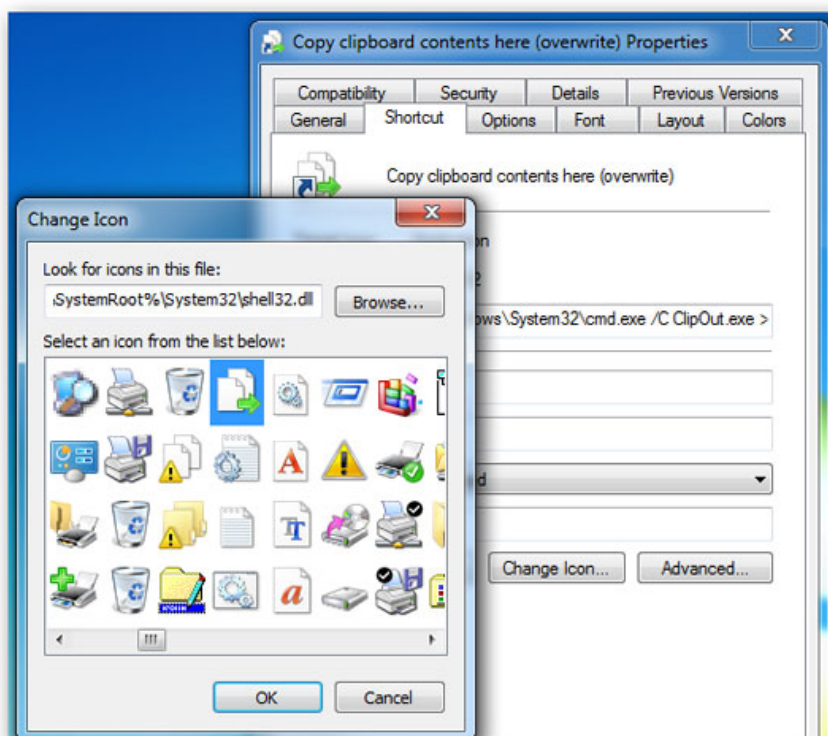
**Important note:** ClipOut tool only supports exporting text. If your clipboard contains binary data, the output will be empty.

## Change icon:

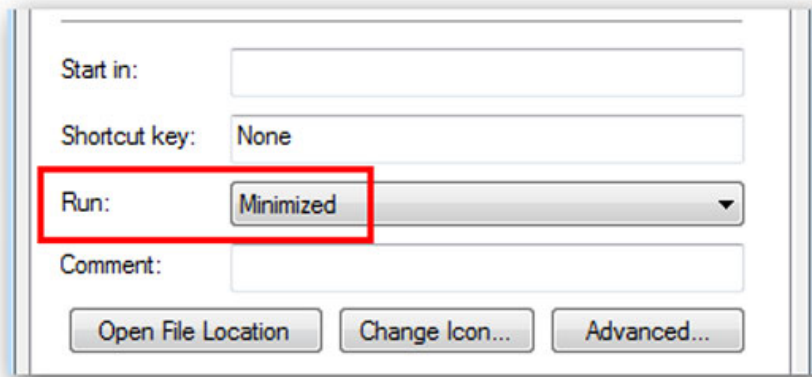
By default, the icon for the shortcut just created is a *command prompt* ( *command prompt* ), but you can change it by right- **clicking the shortcut** > selecting **Properties** > clicking the **Change Icon** button> **copying the line:**

```
% SystemRoot% System32shell32.dll
```

Go to the editor under the **Look for icons in this file** : **tab** and select an icon to your liking.



In the shortcut's **Properties** window, you can set the shortcut to run in minimized mode ( *Minimized* ). This will prevent the command prompt window from " *blinking* " when the **Send To** command runs ( *instead, it will blink in your taskbar* ).



You finished reading the article "**How to send the contents of the clipboard to a text file**" edited by the [TipsMake](#) team. We hope this article has provided you with many useful tech tips and tricks. You can search for similar articles on tips and guides. Thank you for reading and for following us regularly.

---