

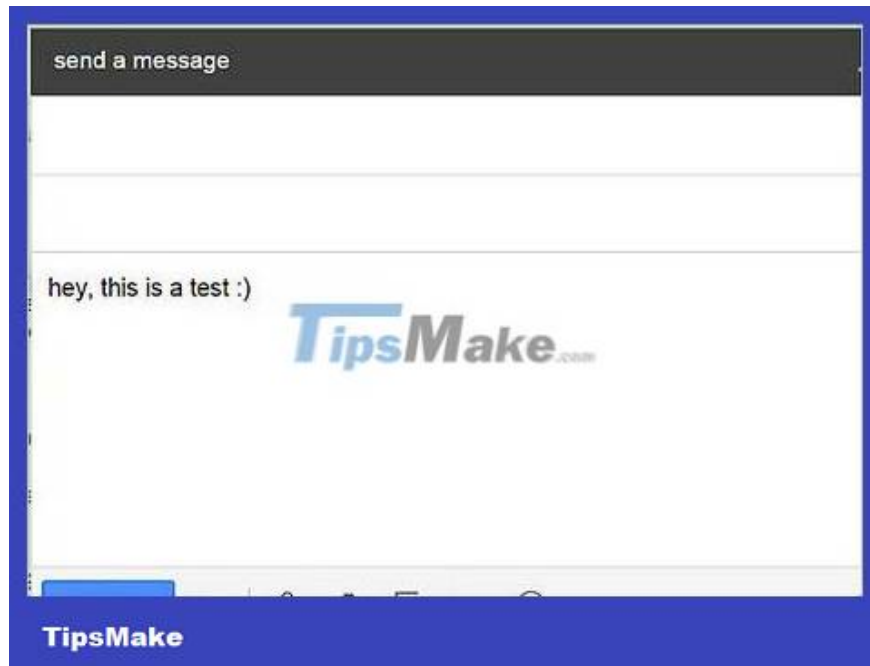
# How to Send Text Messages from Computer to Phone

Do you need to text someone, or even yourself, but don't have your phone nearby? With email programs or countless other messaging programs, this is completely possible.

## Use email



Open your email program or service.



Compose a new message.



**The sending address will start with the recipient's phone number (including area code) written consecutively.** For example, with the phone number (555)555-1234, that would be 5555551234@.



**Enter the service domain you are sending messages to.** You need to know the recipient's carrier. Add the domain name to the end of the address. For example, if the phone number in the step above is from the AT&T network in the United States, the recipient email address will be 5555551234@txt.att.net.

Carrier	Domain
AT&T	@txt.att.net (SMS) @mms.att.net (MMS)
Verizon	@vtext.com (SMS) @vzwpx.com (MMS)
T-Mobile	@tmomail.net
Sprint	@messaging.sprintpcs.com
Alltel	@message.alltel.com
BellSouth Mobility	@blsdc.net
Blue Sky Frog	@blueskyfrog.com
Boost Mobile	@myboostmobile.com
Cellular South	@csouth1.com
Cellular One West	@mycellone.com
Cellular One	@mobile.celloneusa.com
Cincinnati Bell	@gocbw.com
Cricket	@sms.mycricket.com (SMS) @mms.mycricket.com (MMS)
Edge Wireless	@sms.edgewireless.com
Einstein PCS	@einsteinsms.com
Metro PCS	@mymetropcs.com
Nextel	@messaging.nextel.com
Orange	@orange.net
Pagenet	@pagenet.pagenet.ca

PCS Rogers	@pcs.rogers.com
Powertel	@voicestream.net
Virgin Mobile Canada	@vmobile.ca
US Cellular	@email.uscc.net
Vodafone New Zealand	@mtxt.co.nz
Virgin Mobile UK	@vxtras.com

If sending pictures, use MMS address if available.

If your carrier isn't listed above, check their support page.



**Send Message.** You can send mail as usual. The recipient will receive the message in just a few seconds.

**Use a website**



**Find a website that sends free text messages.** There are countless services that allow you to send messages from your web browser to your phone. Popular sites include:

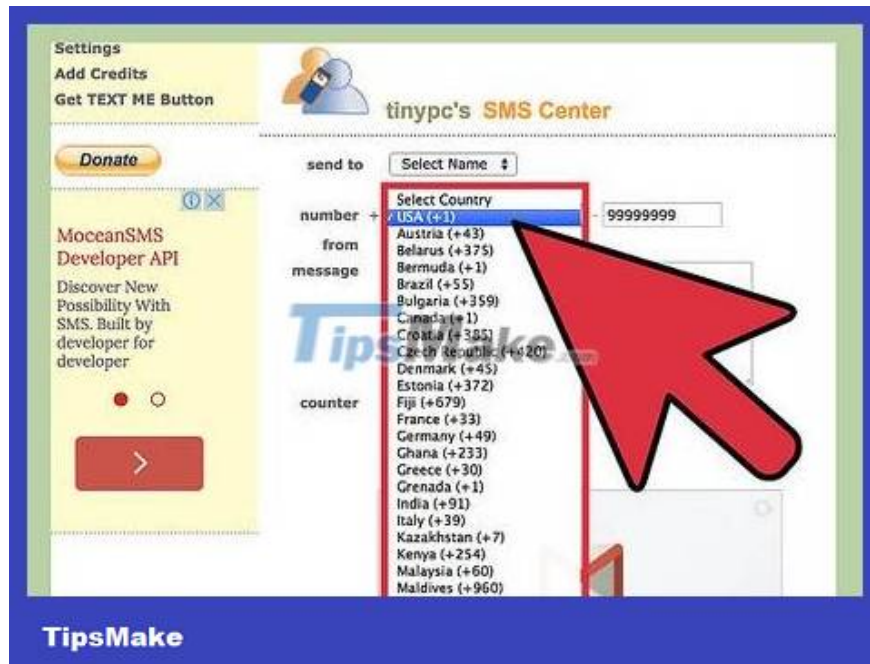
SendSMSNow

AFreeSMS

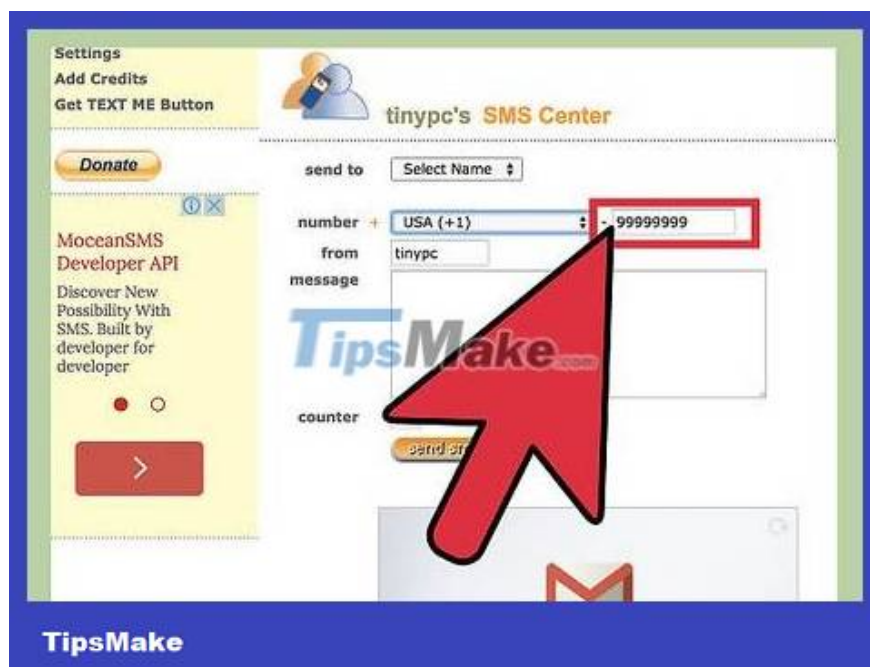
TXT2Day



**Be careful with spam/spam messages.** Using these sites may cause the device receiving the message to receive a lot of spam/email. Check the website's privacy statements to make sure your information won't be stolen.



**Select country.** Use the drop-down menu to select the recipient's country.



**Enter your phone number.** Enter the phone number and area code consecutively.



**Enter a message.** Depending on the service you have chosen, you usually have between 130-160 characters to use.



**Send Message.** The message will reach the recipient in just a moment.

**Use a messaging program**



**Download the appropriate application for your phone.** iMessage is already pre-installed for iPhone users. For Android users, Hangouts (formerly Talk) is built-in. These programs allow messages to be sent to customers across multiple platforms.

There are many other programs with similar functions, such as Skype.



**Run the corresponding program on your computer.** To use Hangout on PC, go to Hangout's website and download the extension. To use iMessage from a computer, you must have a Mac with OS X 10.8 or later. The Messages icon is on the Dock toolbar.

You need to sign in with the corresponding account (Google Account, Apple ID or Microsoft).



**Send your message.** Select a recipient from the contact list or search by name. You can also enter a name to send yourself a message.

You finished reading the article "**How to Send Text Messages from Computer to Phone**" edited by the [TipsMake](#) team. We hope this article has provided you with many useful tech tips and tricks. You can search for similar articles on tips and guides. Thank you for reading and for following us regularly.