

How to send self-destructing messages on Duckist

Duckist is a self-destructing messaging website that helps you quickly send messages to others. In particular, Duckist also supports you to attach files to send to others.

The recipient of the message only needs to access the received message link to read the message and download the attachment. In addition, the Duckist website also has a feature to create self-destructing chat rooms for group chats with friends. The following article will guide you to use Duckist to send self-destructing file attachments.

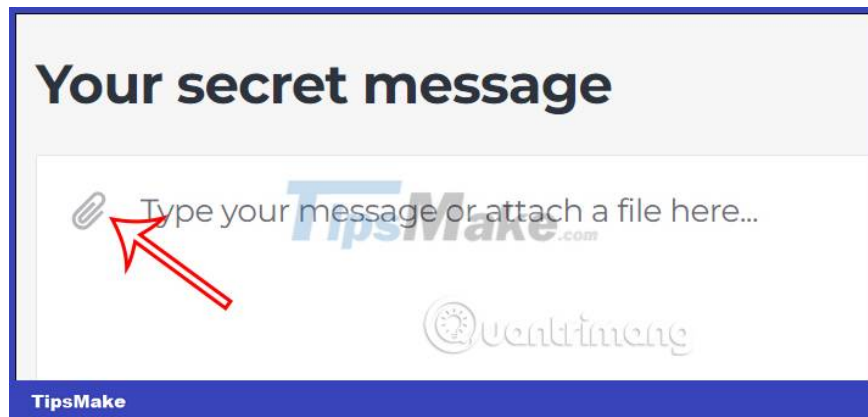
Instructions for sending self-destructing messages on Duckist

Step 1:

First, visit the link below to access the Duckist website.

<https://duckist.com/>

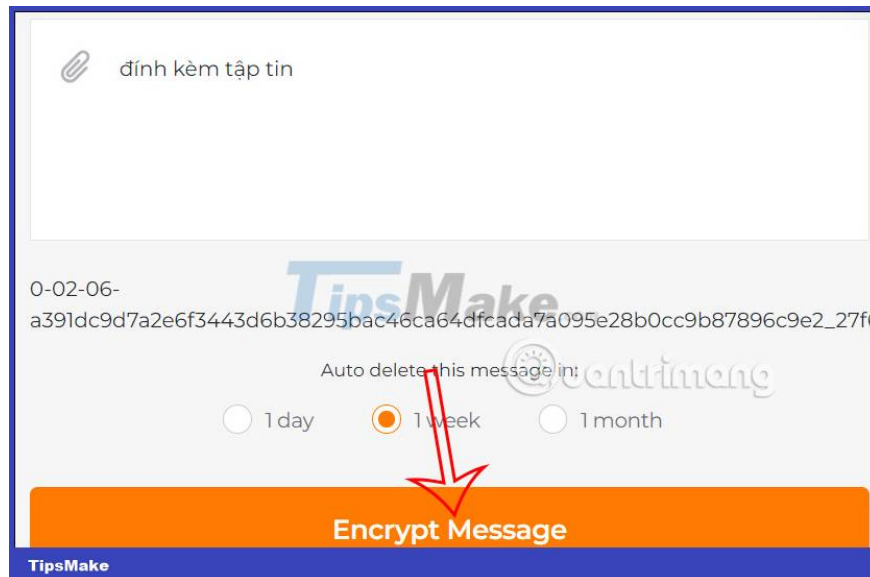
At the Duckist website interface, we **enter the message** you want to send and then click **on the pin icon** to attach the file. Note, Duckist only allows you to attach 1 file to send.



Step 2:

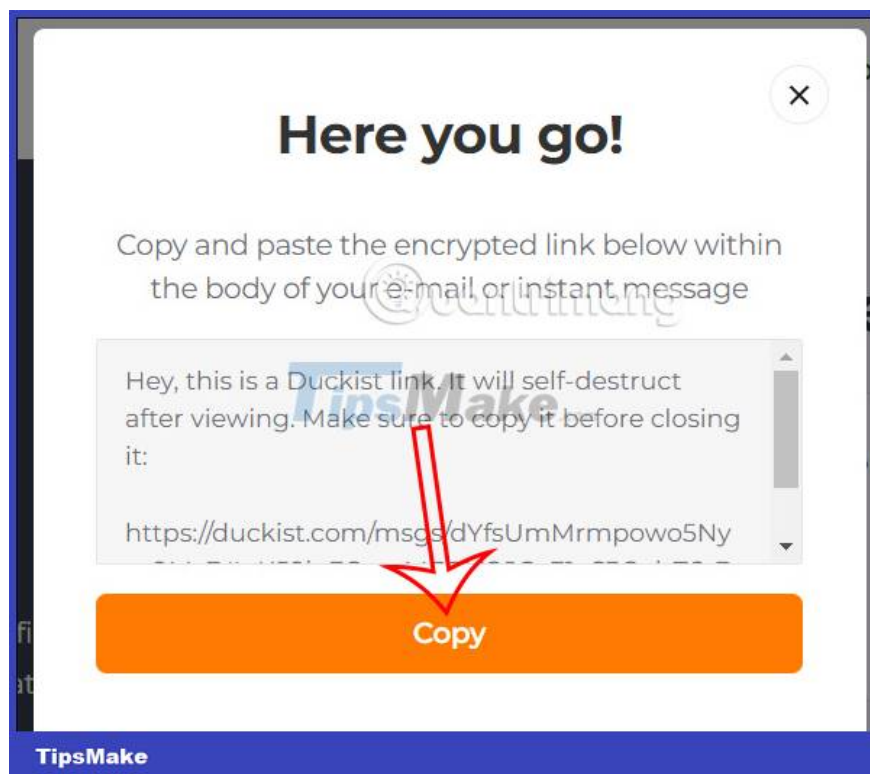
Next, below you **choose the time to automatically delete the message** at Auto delete message in 1 day, 1 week or 1 month depending on your needs.

After entering the message content and attaching the file, click **Encrypt Message** to proceed to encrypt the file on Duckist.



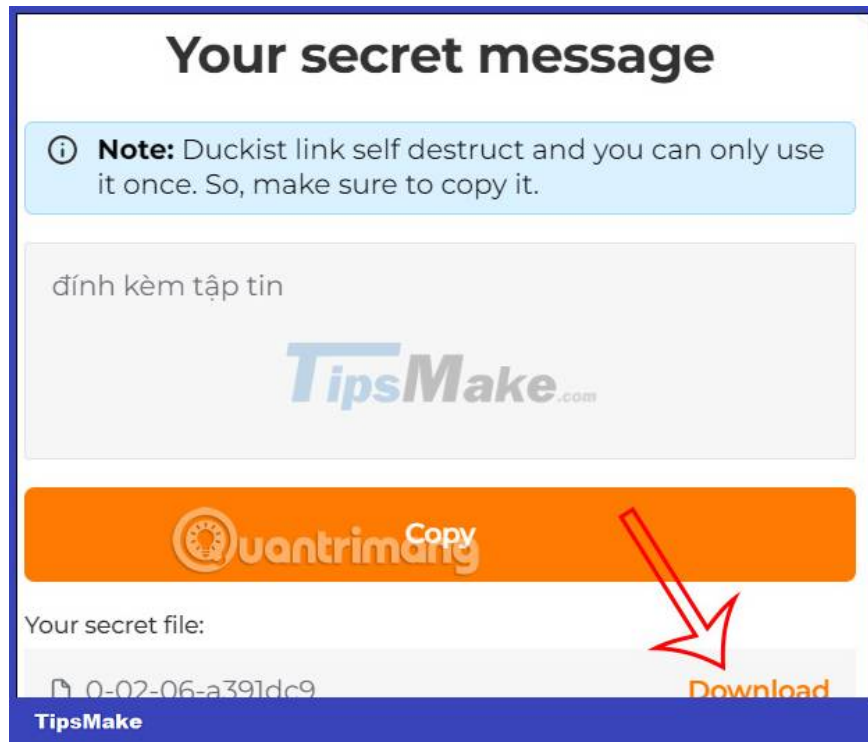
Step 3:

As a result, we get **the link containing the message and attachment** as shown below. You will copy this link and send it to the person who wants to receive the message and file.



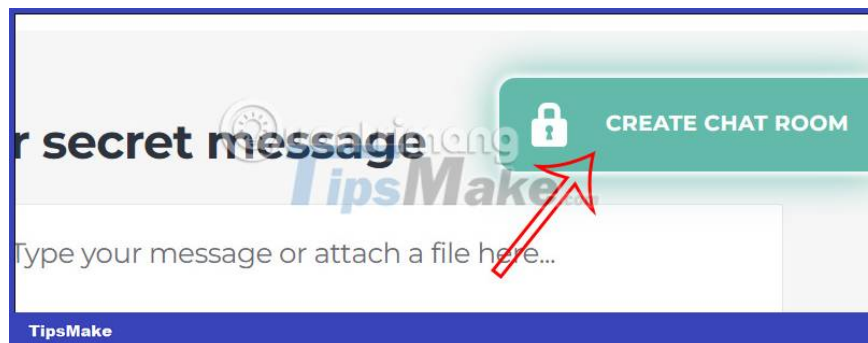
Step 4:

The recipient of the link will see the file and the message content after 4 seconds. As a result they will see the file to download. Click Download to download the file on Duckist.

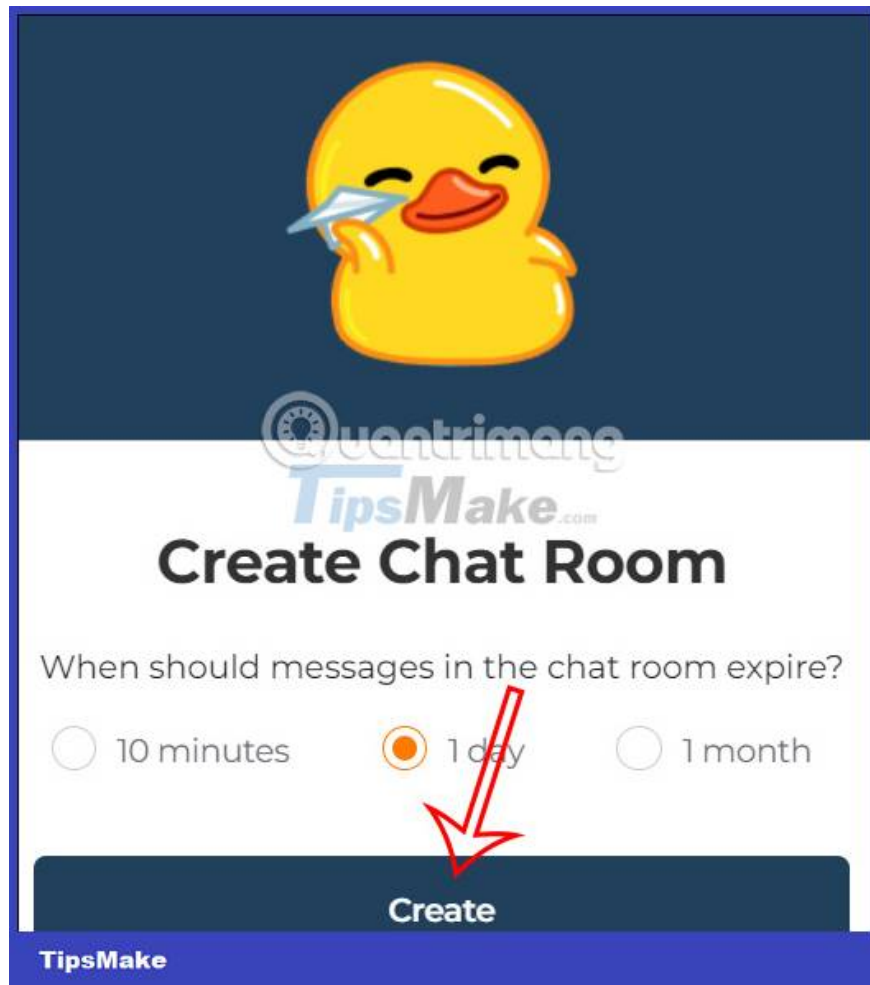


Step 5:

To create a story chat room on Duckist , we click on **the padlock icon** on the right side of the screen and then select **Create chat room** .

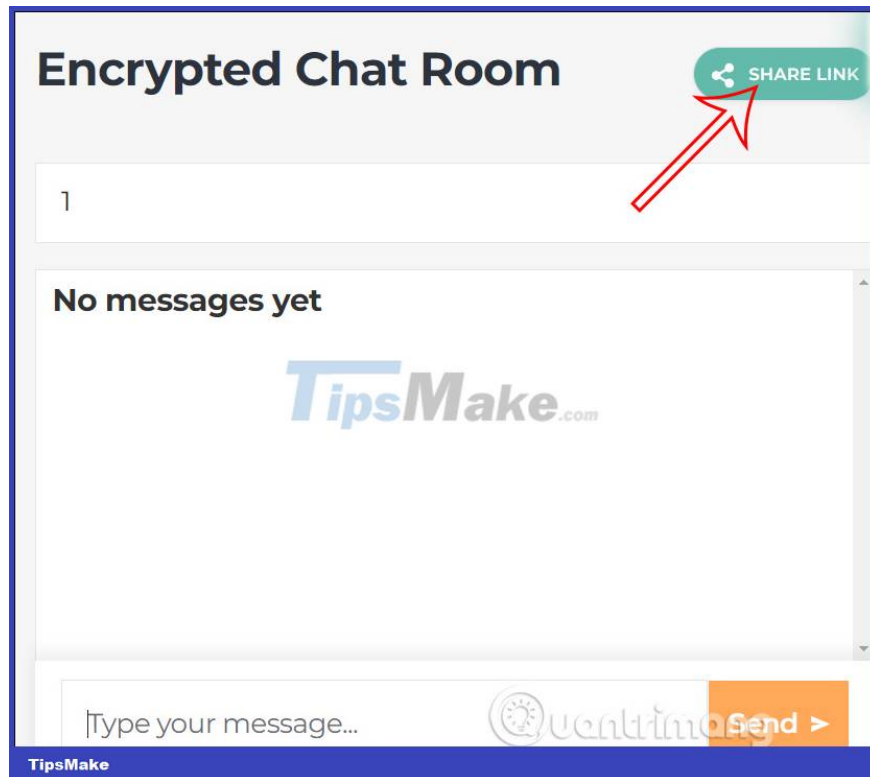


Now **display the time for you to choose for the chat room** to be 1 day, 1 week or 1 month for how long, and then **press the Create button** .



Step 6:

We enter a name for the chat room and then click **Share link to get the link to share the chat room** . Then press Send to send a chat message in the room.



You finished reading the article "**How to send self-destructing messages on Duckist**" edited by the [TipsMake](#) team. We hope this article has provided you with many useful tech tips and tricks. You can search for similar articles on tips and guides. Thank you for reading and for following us regularly.
