

How to send blank messages on Messenger, post status, leave blank comments on Facebook

Sending blank messages on Messenger or posting blank statuses and comments on Facebook is one of the interesting ways to troll friends. You can send contentless messages to your friends.

By default, when you send a message on Messenger, or write a comment, the Facebook status must have content for the send icon to appear. However, with just a few simple steps we can enter empty content. So in addition to text chatting and styling in Facebook Messenger, or styling Facebook text, you now have the option to write and send blank messages on Messenger.

The article below will guide you how to write blank messages on Messenger and write blank comments on Facebook without needing any supporting applications.

1. Instructions for sending Messenger white messages

Step 1:

First, **open the TikTok app** on your phone and then click **Explore** . Now in the interface, enter the keyword: *Empty message* and select the first video as shown below.



TIKTOK ★ STAR CHART




JSOL

STAR OF THE MONTH - December

CaiKetNheNhom

13,1M >

Thịnh hành

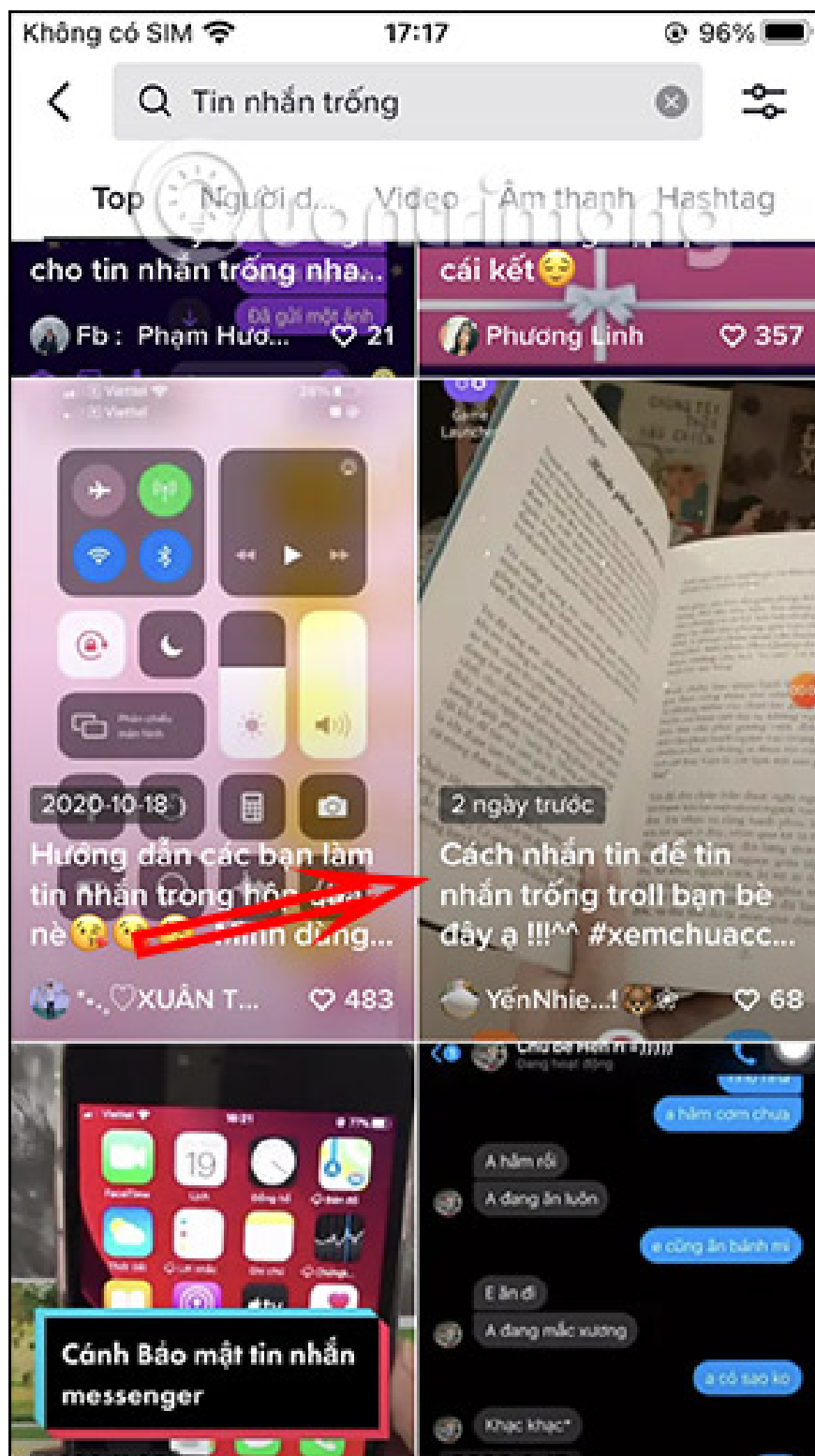


LungXinhLiLac

142,1M >

Thịnh hành





Step 2:


Switch to the new interface, click on **the message icon as shown** , then press and hold on **the blank message** and select **Copy** in the displayed list.



Tao với mày

Haha

11:48



Nhập tin nhắn...



HIỆU ỨNG

NHÃN DÁN

FILE GIF

BIỂU TƯỢNG

26



@YếnNhie...! 🐻 2 ngày trước

Chia sẻ

Cách nhắn tin để tin nhắn trông troll bạn

bè đây a !!!^ #xemchuacc

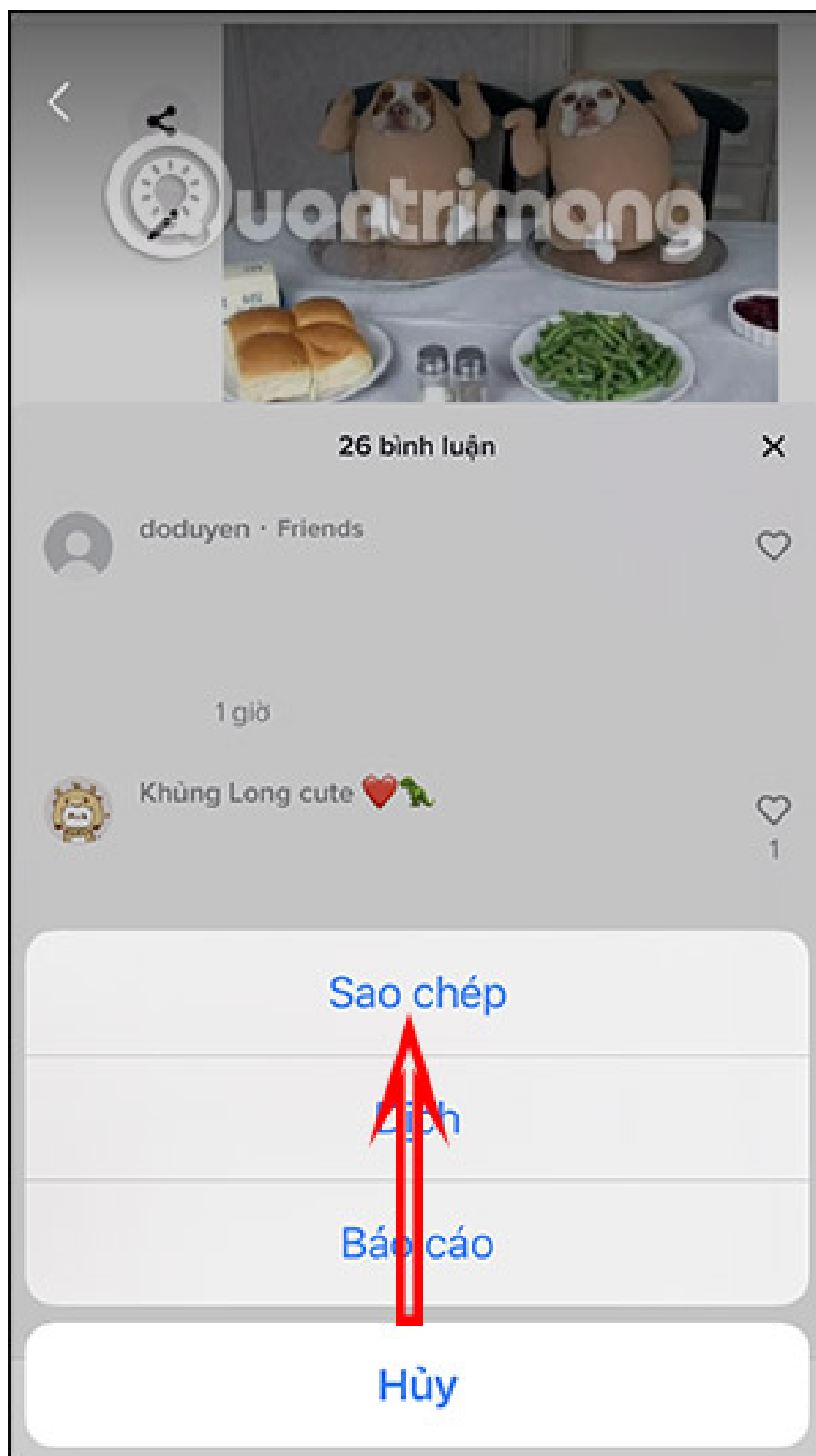
#xemchuapayacc

Phường Anh, Rin9

Cảm

Tên bình luận

Let's go



Step 3:

Open the Messenger app and tap the account you want to message. Then in the messaging frame, press and hold and **select Paste** . This will display a white message frame. If there is any character, you just need to delete that character.

Finally, we can send the message as usual.

Không có SIM

17:20

95%



Quantri Mang

Hoạt động 4 giờ trước



Bạn đã đặt biểu tượng cảm xúc thành 🍷.

Bạn đã thay đổi màu sắc chủ đề của đoạn chat thành
TinyTAN © Big Hit Ent.

Bạn đã đặt biểu tượng cảm xúc thành 💜.

Bạn đã thay đổi màu sắc chủ đề của đoạn chat thành
Kẹo mút.

08:43



Này bạn ơi



Q

W

E

R

T

Y

U

I

O

P

A

S

D

F

G

H

J

K

L



Z

X

C

V

B

N

M



123



dấu cách

Nhập

Không có SIM

17:25

95%



Quantri Mang

Hoạt động 4 giờ trước



Bạn đã đặt biểu tượng cảm xúc thành .

Bạn đã thay đổi màu sắc chủ đề của đoạn chat thành Kẹo mút.

08:43



Này bạn ơi



17:20



Aa



Q

W

E

R

T

Y

U

I

O

P

A

S

D

F

G

H

J

K

L



Z

X

C

V

B

N

M

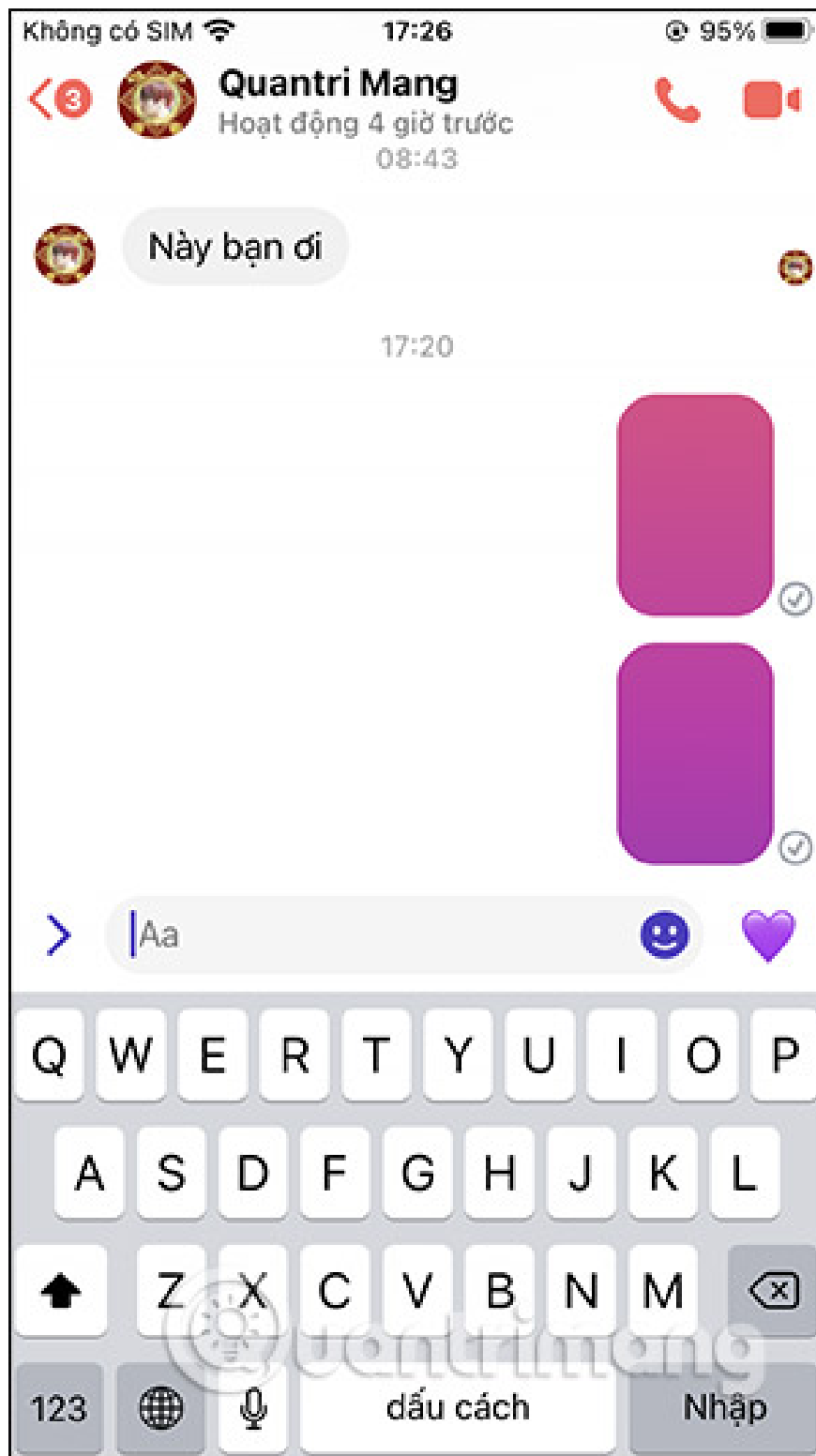


123



dấu cách

Nhập



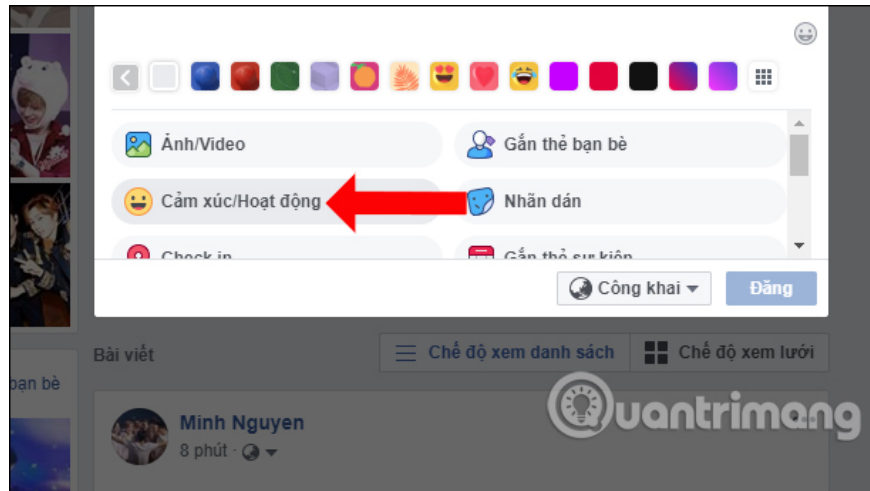
Video tutorial on sending blank messages on Messenger

2. How to create status, comments, and white messages on Facebook

There will be 2 ways for you to write a blank status on Facebook.

Method 1: Add Facebook status posting activity

When users just need to add emotions or activities on Facebook, they can post an article. You just need to click on the **Emotions/Activities** line to select, then press **the Post button** and you're done.



Posts on Facebook will not have content but only activities or emotions that users add.

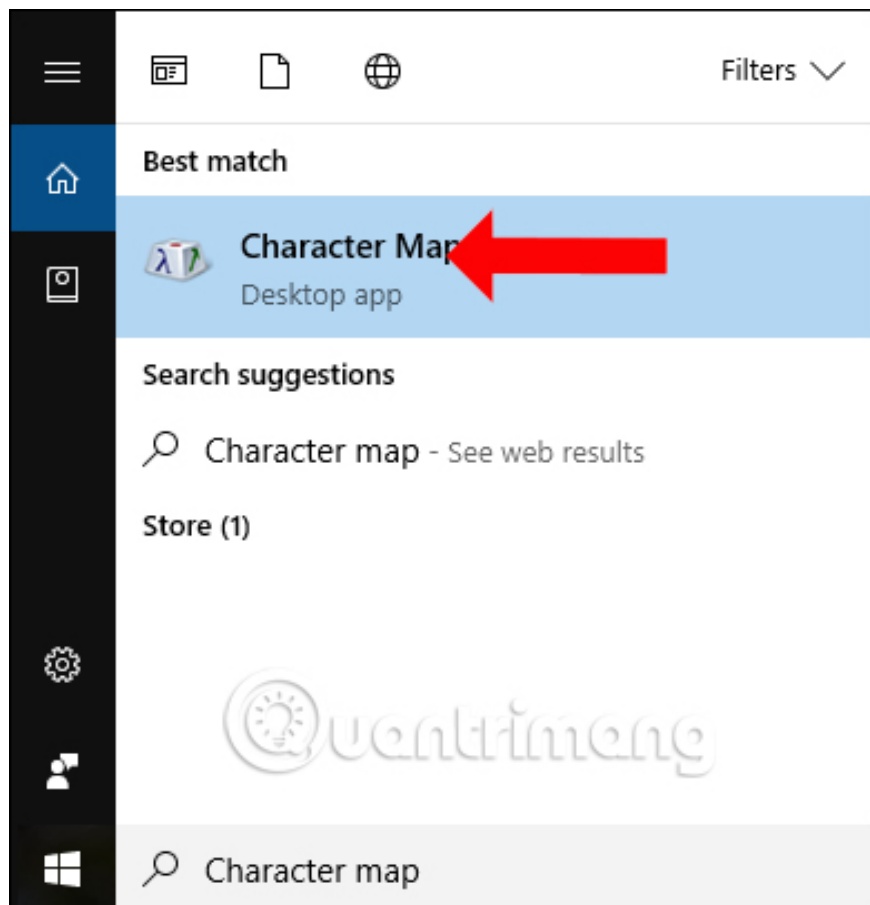


Method 2: Use the Character map tool

Using the Character map tool, you can write statuses and comments or send blank messages on Facebook.

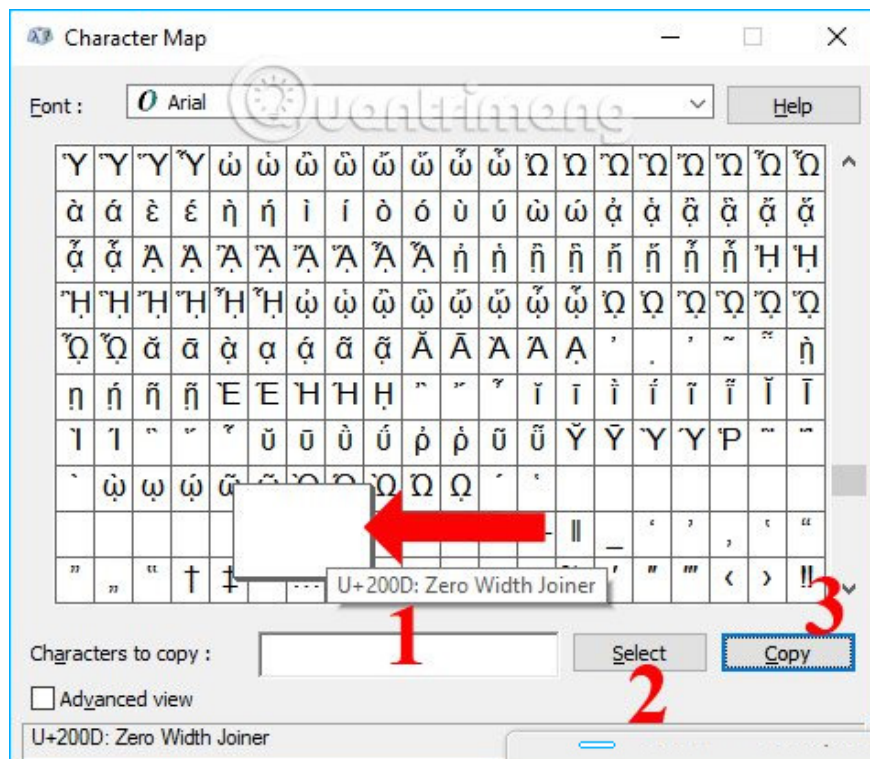
Step 1:

In the search bar on your computer, enter **the keyword Character map** and then click on the search result.



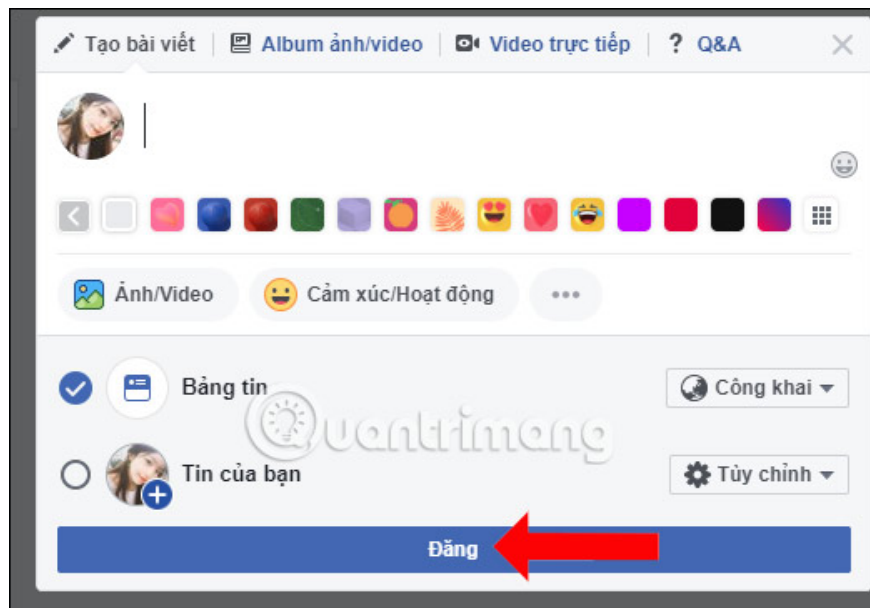
Step 2:

The character frame interface appears in *the Character map*. Here you choose **the Arial font**, then scroll down and search for the number character **U+200D: Zero Width Joiner** as shown. It's the space character near the end of the list. Click Select to select that symbol, then click Copy to copy.



Step 3:

Let's paste that character into the post box on Facebook. The notification will then disappear. What are you thinking? but instead is the white character copied in step 2. Finally, click the Post button to post the article.



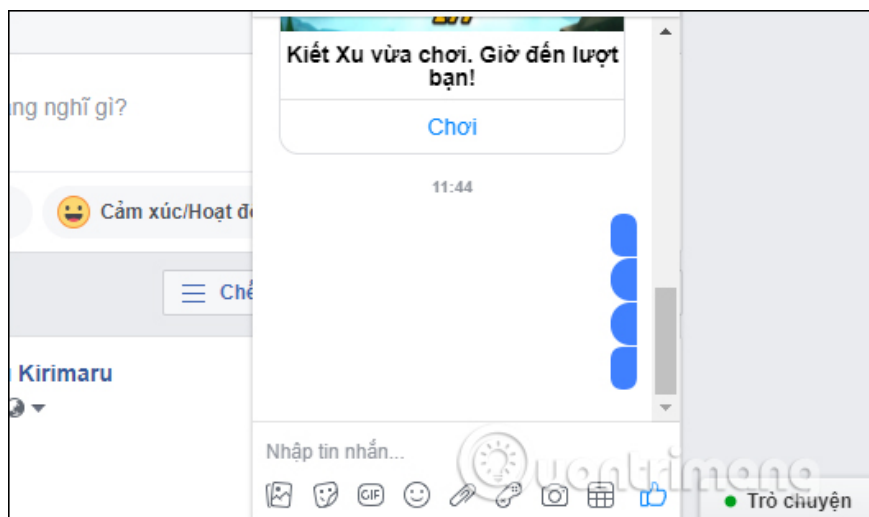
As a result, we also get a completely blank status on Facebook, without any emotions or activities.



We can apply this method to blank comments on Facebook posts. Just paste the above character into the comment box and press Enter.



Or send a blank message on Facebook.



Wishing you success!

You finished reading the article "**How to send blank messages on Messenger, post status, leave blank comments on Facebook**" edited by the [TipsMake](#) team. We hope this article has provided you with many useful tech tips and tricks. You can search for similar articles on tips and guides. Thank you for reading and for following us regularly.

© 2019 TipsMake.com