

How to see who cares about you most on Facebook

How to see who cares about you most on Facebook. Facebook's security system is increasingly tight and strict with developers in order to avoid exploiting personal information of users. But you can still use Code or Tool from developers to manage your personal information.

Facebook is an extremely popular social network today with millions of users. Facebook's security system is increasingly tight and strict with developers in order to avoid exploiting personal information of users. But you can still use Code or Tool from developers to manage your personal information. In this article, Software Tips will share to you How to see who cares about you most on Facebook.



1. See who likes, likes, comments, shares most posts?

Note: Basically, this tool does not need to use Access Token, so it will keep your account security very high.

This is a support tool for you to see who interact with you the most. Also can be used with other Facebook accounts.

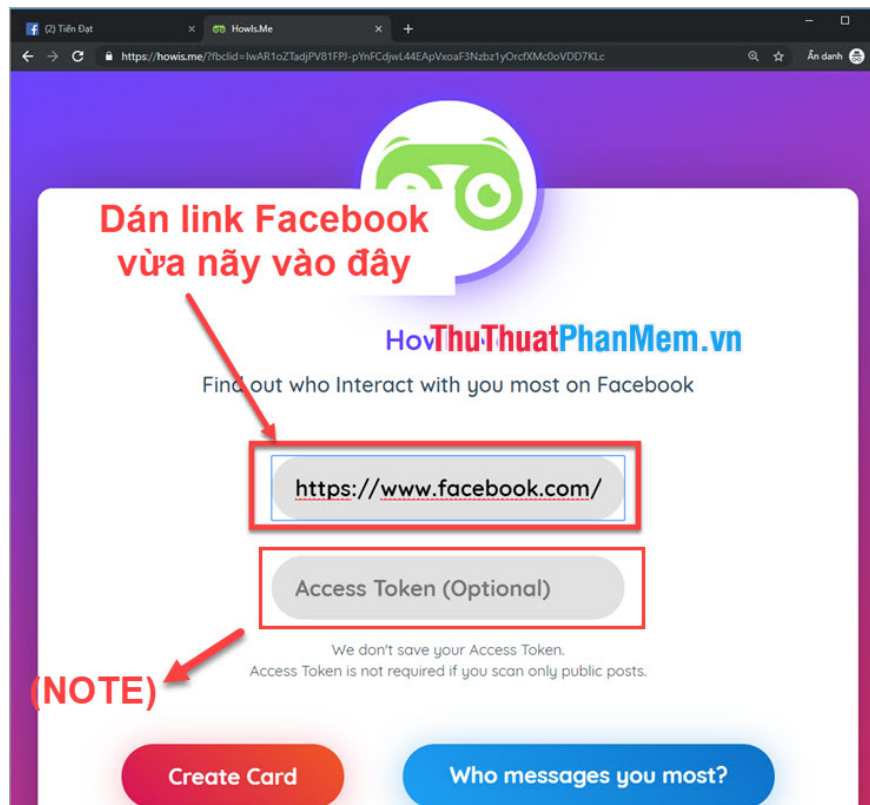
Step 1: You need to **Copy Link** your personal **Facebook** page.



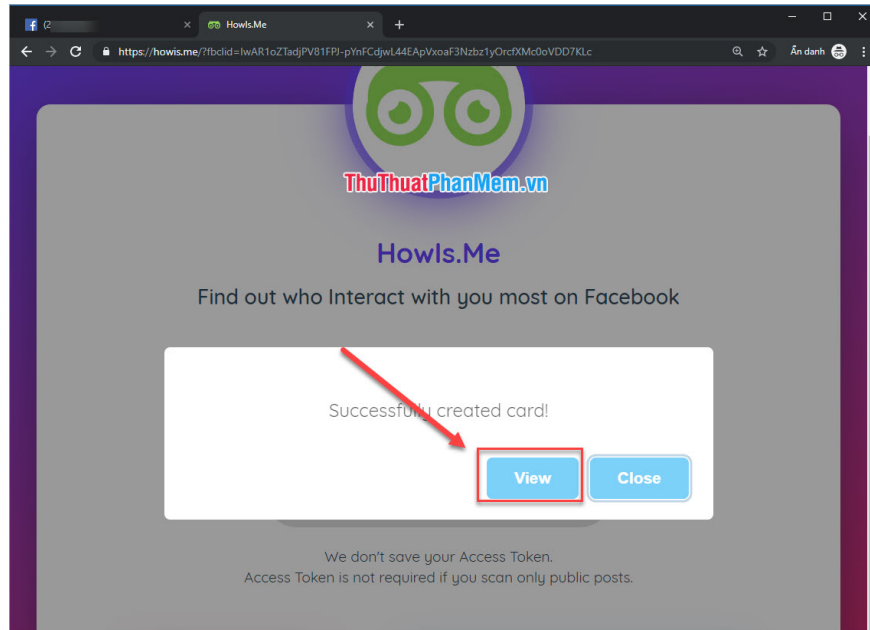
Step 2: You proceed to access the Tool: <https://howis.me>

Then you proceed to **paste your personal Facebook Link** here and press **Enter** .

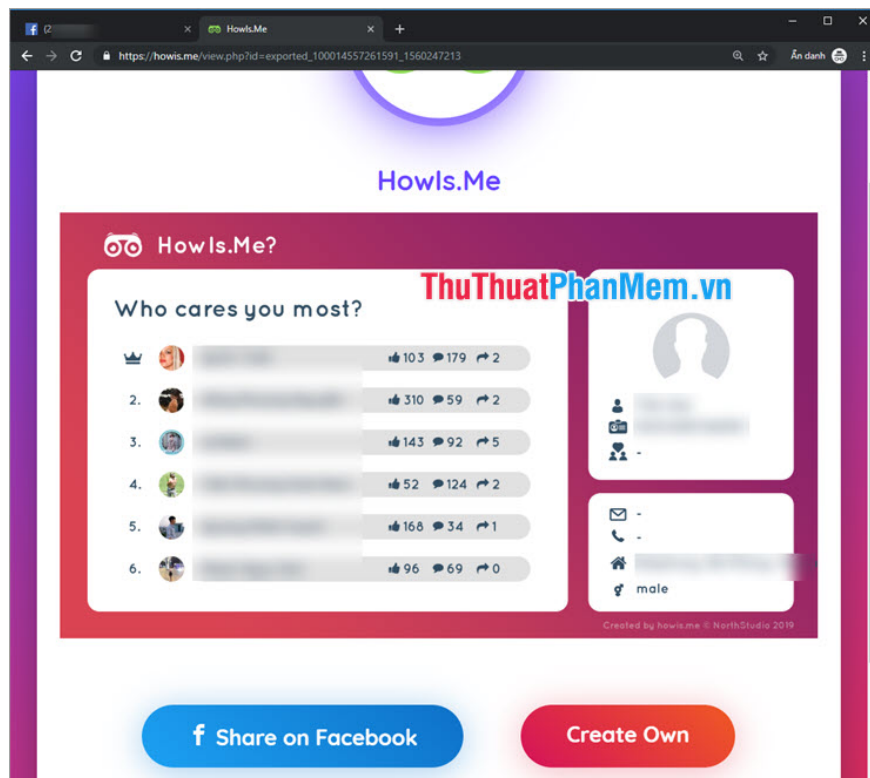
Part (Note): I will say the last of this Tools.



Step 3: The software will start running for a while and click **View** to see the results.



And this is the result of those who like their posts and comments.



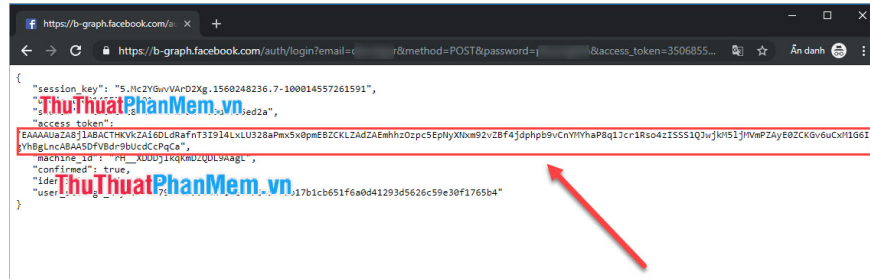
About (Note): Currently Tools only support viewing the wall (Facebook Wall) to Public mode (Public). If your Facebook wall is to friend mode, then you need **Paste Token** into the Note line. Token after being used, you can delete it to protect your Facebook nick without being exploited.

How to get Token

You access Link: https://b-graph.facebook.com/auth/login?email=tai-khoan&method=POST&password=mat-khau&access_token=350685531728%257C62f8ce9f74b12f84c123cc23437a4a32

You change the account and password into your Facebook account and password corresponding to the nick to view.

Access Token is the paragraph enclosed in quotation marks after "**access_token**" in the form EAAAU .

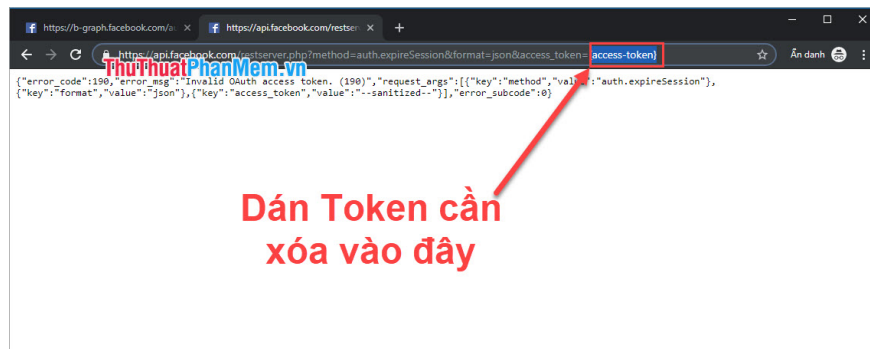


How to delete a Token

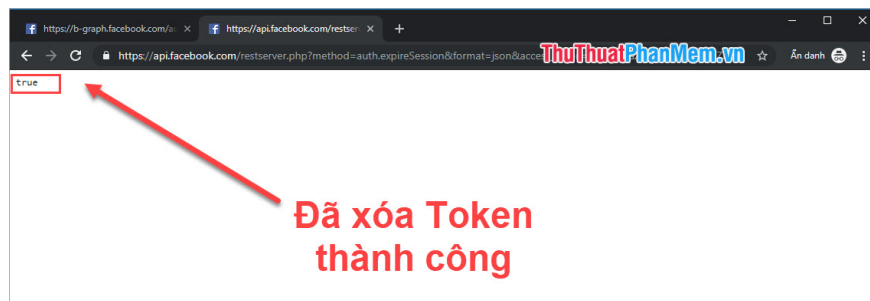
To delete Token, access the link below:

https://api.facebook.com/restserver.php?method=auth.expireSession&format=json&access_token=access-token

Then you change the access-token segment to **Access Token** to be deleted.



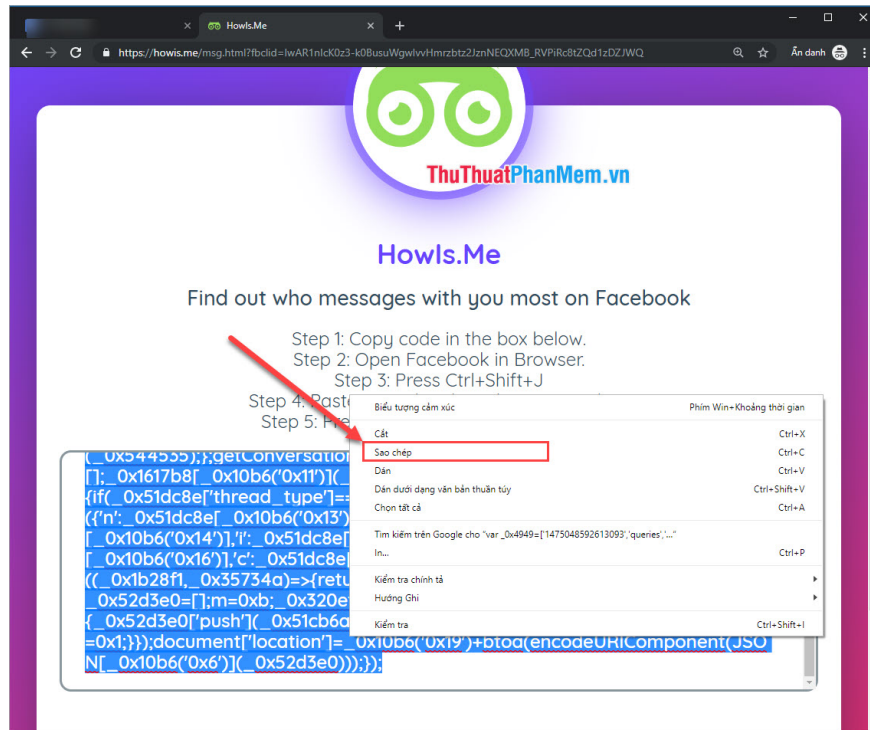
Finally, after deleting the software, it will display **True** .



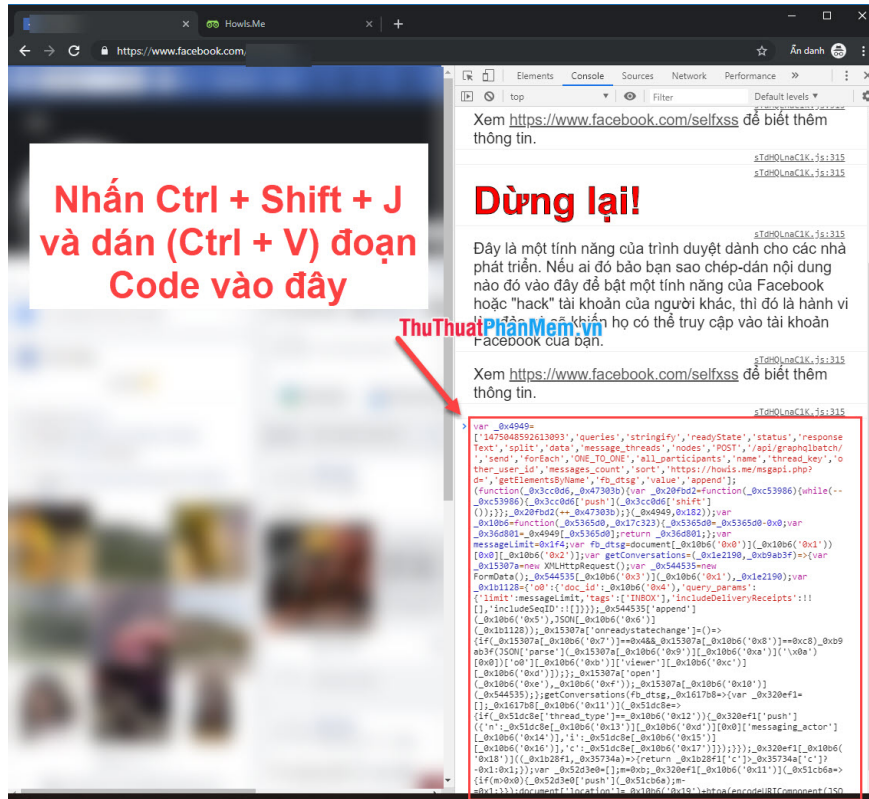
2. How to view Top messages on Facebook

To use this tool, you access the following link: <https://howis.me/msg.html>

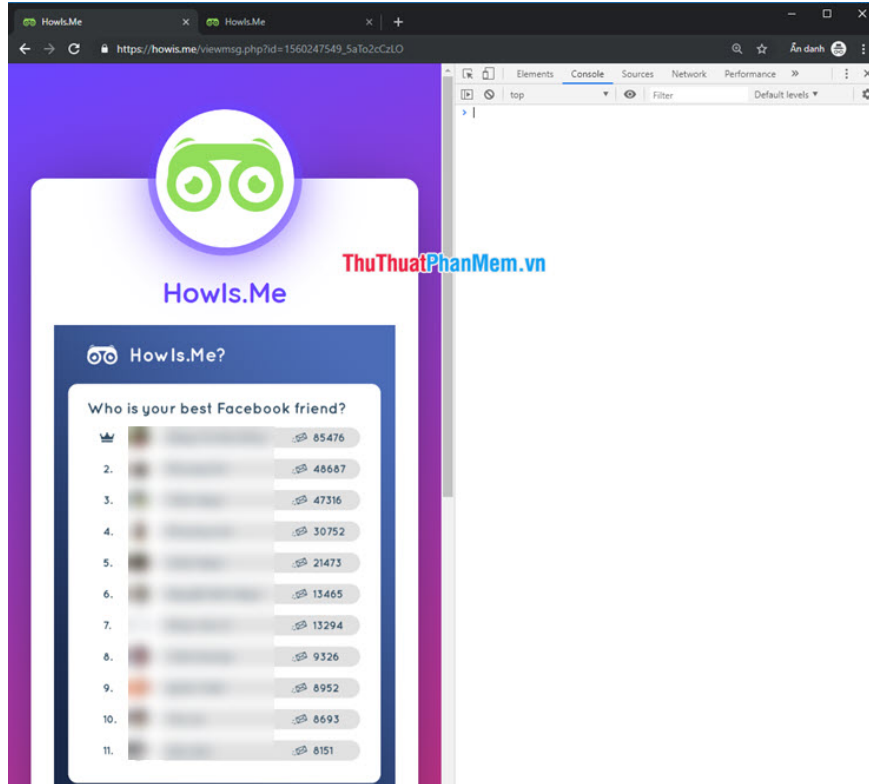
Then you click on the **cell containing the Code** and press **Ctrl + A** to highlight all and **Copy (Copy)** them.



You revisit your Facebook page on the Web and press **Ctrl + Shift + J** and **paste the Code (Ctrl + V)** here. Finally, press **Enter** to run the software.



Then, the software will display the Top message for you to see. The software cannot count deleted conversations.



Thus, Software Tips have guided you to see who cares about you the most on Facebook. Good luck!

You finished reading the article "**How to see who cares about you most on Facebook**" edited by the [TipsMake](#) team. We hope this article has provided you with many useful tech tips and tricks. You can search for similar articles on tips and guides. Thank you for reading and for following us regularly.
