

It's very simple to see who has blocked you on Facebook.

Today, TipsMake.com will guide you on how to determine if a friend has blocked you on Facebook Messenger. Please check it out!

When someone blocks you on Facebook, you don't receive any notification. If you check your Facebook friend list, there are many possibilities: they might have blocked you, unfriended you, or even permanently banned or locked your Facebook account. So how do you know who blocked you on Facebook? Here are some ways to find out if you've been blocked.


Check your Facebook friends list.

When someone blocks you on Facebook, their account will no longer appear in your friend list. To check your friend list, tap **the three horizontal lines icon** in the bottom right corner and then tap "**Friends**" on your phone. You should tap the magnifying glass icon to find names faster.

11:26

✈️ 📶 89

Menu



Dương Trần



Lối tắt của bạn



Áo Mộng
Tru Tiên -...



Bạn bè



Kỷ niệm



Đã lưu



Nhóm



Video



Marketplace



Bảng feed



Hẹn hò

Xem thêm



Trợ giúp & hỗ trợ



Trang chủ



Bạn bè



Reels



Nhóm

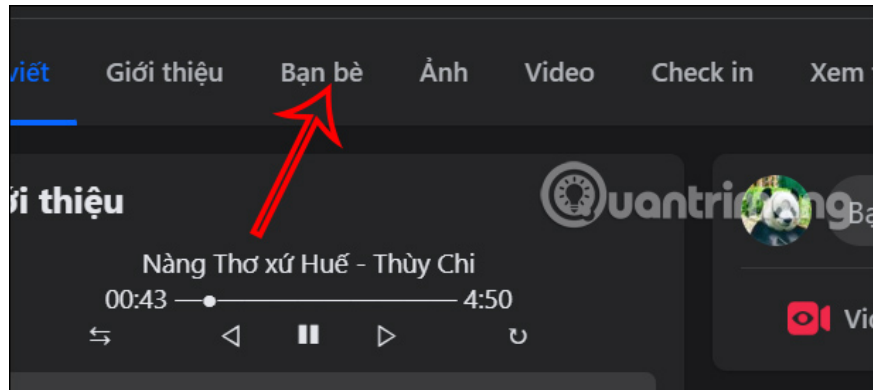


Thông báo



Menu

On Facebook on a computer, simply click on the "Friends" section in your personal Facebook profile to check.







Search for their Facebook account.

If someone simply unfriends you on Facebook, we can still view their profile. If we can't find their Facebook account, it's possible they've blocked you or their account may no longer exist.

< Tìm kiếm trên Facebook

Gần đây


[Xem tất cả](#)

-  hàn kỳ tuyết ...
-  quantri mang ...
-  Trimang Quan ...
-  Dương Trần ...

Những người bạn có thể biết



Thất Tình



Raaf Raffi
Technician t

[+ Thêm bạn bè](#) [Vấn](#) [+ Thêm](#)

Use a different Facebook account to search.

Another way is to use a different Facebook account to find their Facebook profile. If you can find their Facebook account using a different account, it means they have blocked you on Facebook.

Check your Messenger messages.

Another reason you might not be able to find someone's Facebook profile is that they may have changed their Facebook account name . You can use Messenger to message them and check their new Facebook account name. If you receive a "Cannot send" message, it means they have blocked you. If the Facebook account name remains the same, it means their Facebook account still exists but they have blocked you.



Đoạn chat



🔍 Tìm kiếm



Duyên



Nguyen



Dương Trần

Bạn: Fhgfg · 11:41



Trimang Quan

Trimang đã gửi 1 ảnh · 29 thg 2



Dương Trần

Ê · 26 thg 1



Nhóm của tôi

Tin nhắn và cuộc gọi · 11 thg 12, 2023



Citi Vietnam ✓

Áp dụng đến 31/03/2024

Quảng cáo [Xem thêm](#)



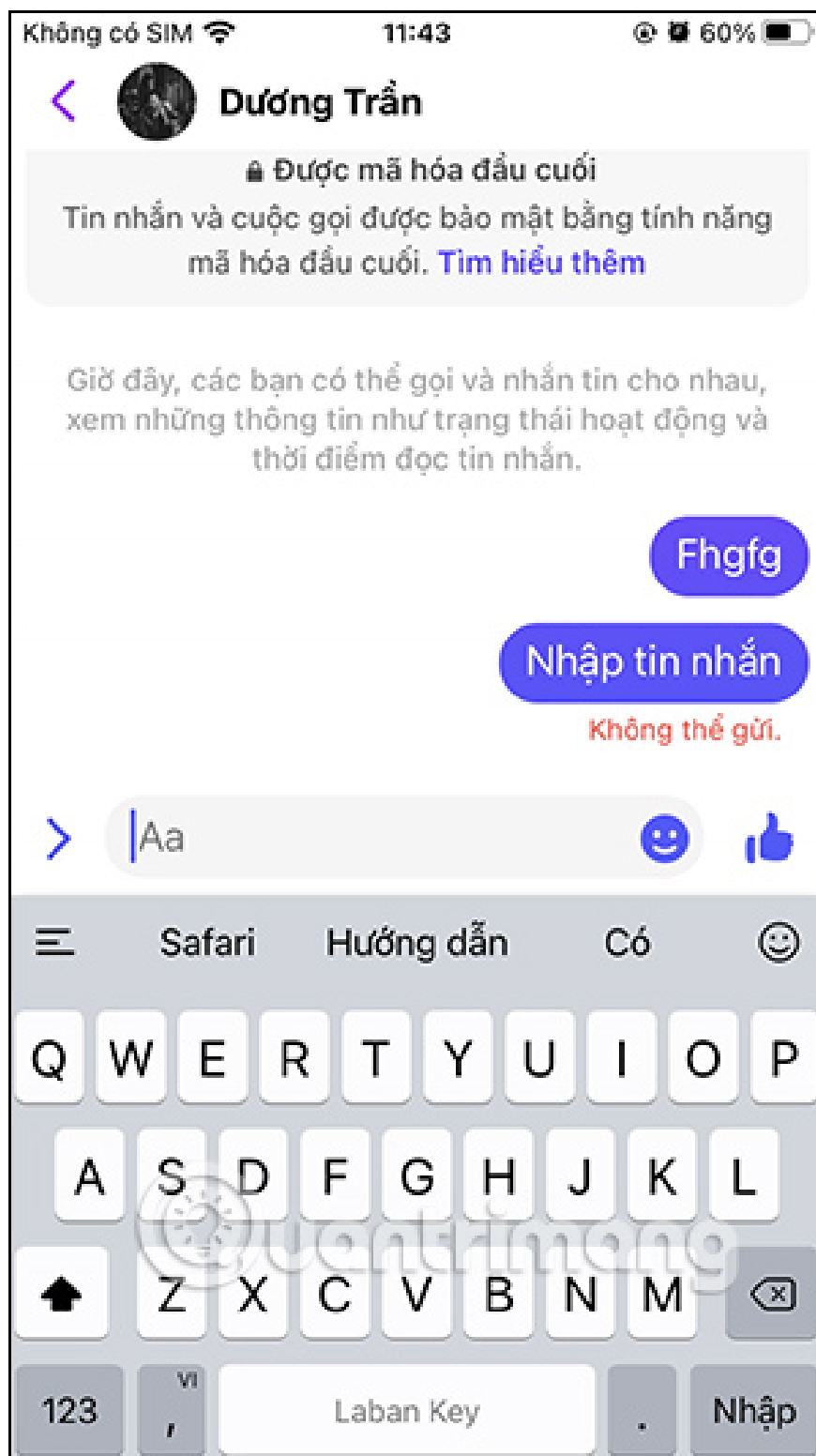
Đoạn chat



Cuộc gọi



Danh bạ



View Facebook profile from Messenger

Additionally, within the Messenger messaging interface, you can also check if their Facebook profile page is accessible or visible. In the Messenger interface, **tap "View Profile"** to check the other person's Facebook page. If nothing is displayed, it means you have been blocked on Facebook.



Dương Trần



Dương Trần

Xem trang cá nhân

Được mã hóa đầu cuối

Tin nhắn và cuộc gọi được bảo mật bằng tính năng mã hóa đầu cuối. [Tìm hiểu thêm](#)

Giờ đây, các bạn có thể gọi và nhắn tin cho nhau, xem những thông tin như trạng thái hoạt động và thời điểm đọc tin nhắn.

Fhgfg

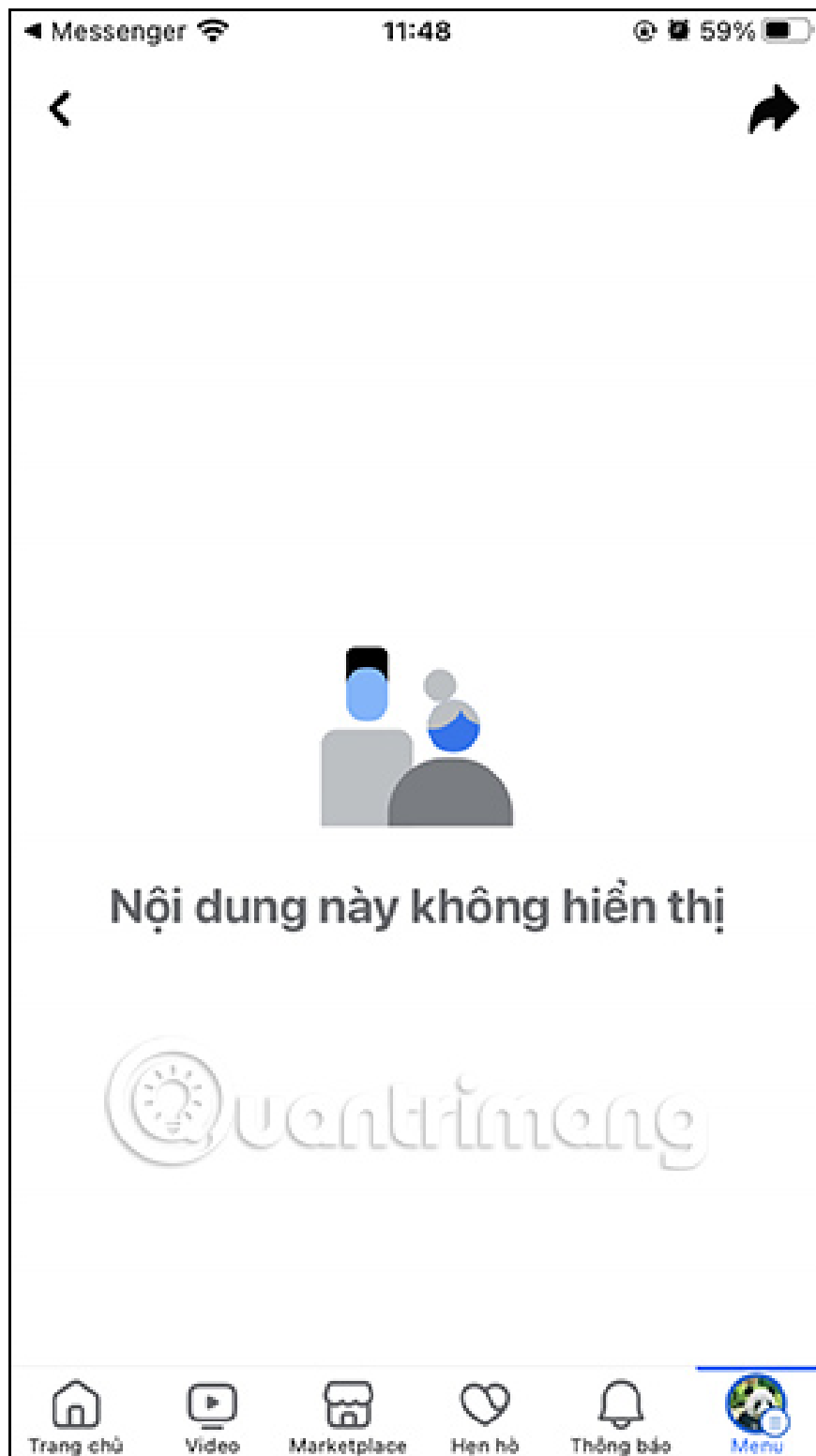
Nhập tin nhắn

Không thể gửi.



Aa





Some frequently asked questions

How do I block someone on Facebook Messenger?

To block someone, open the Messenger app, find the person you want to block, and tap their name to go to **Privacy & Support**, then select **Block. Choose the Block messages and calls** option, then tap **Block** to confirm.

Why is this user notification not currently appearing on Messenger?

There are two reasons why this user might appear as a "This user is currently unavailable on Messenger." One is that you've been blocked by this user. The other is that this user has deactivated or deleted their Messenger account. This notification doesn't mean they've deleted the conversation, ignored you, archived the chat, etc.

Another way to find out why this message is there is to use Facebook's search bar. In the Facebook app on your phone or desktop, type in this user's name and check if you see their profile. If their profile still appears on Facebook, then they only blocked you on Messenger. Otherwise, it means they blocked you on both platforms.

If you block someone, can you still see their online status?

No, you can't see if the person you've blocked is online. Blocking means you want to get rid of someone you don't want to see. That's why you can't see their online status when you block them. Not only you, but the person you've blocked also can't see if you're online.

Can you still see your profile picture if you're blocked on Messenger?

The short answer is yes, you can still see people's profile pictures even if you block them, and of course, they can see your profile picture if you block them. Profile pictures are not affected by blocking on the Facebook and Messenger apps. However, if you are blocked, you will not be able to interact with that person's profile picture.

Can you still tag someone who has blocked you?

Let's say you've found a meme you want to show your friends. Usually, you just tag them by typing their name and then clicking on the relevant link to their profile. They'll receive a notification and see it the next time they log in.

But if you've been blocked by that person, you won't be able to tag them in any posts—including memes, photos, and any posts you're adding to your (or someone else's) timeline.

Whether you can tag someone who has unfriended you on Facebook depends on that person's privacy settings. It also depends on the settings of any groups you may be a member of. If the other person isn't in a private group, you still can't tag them.

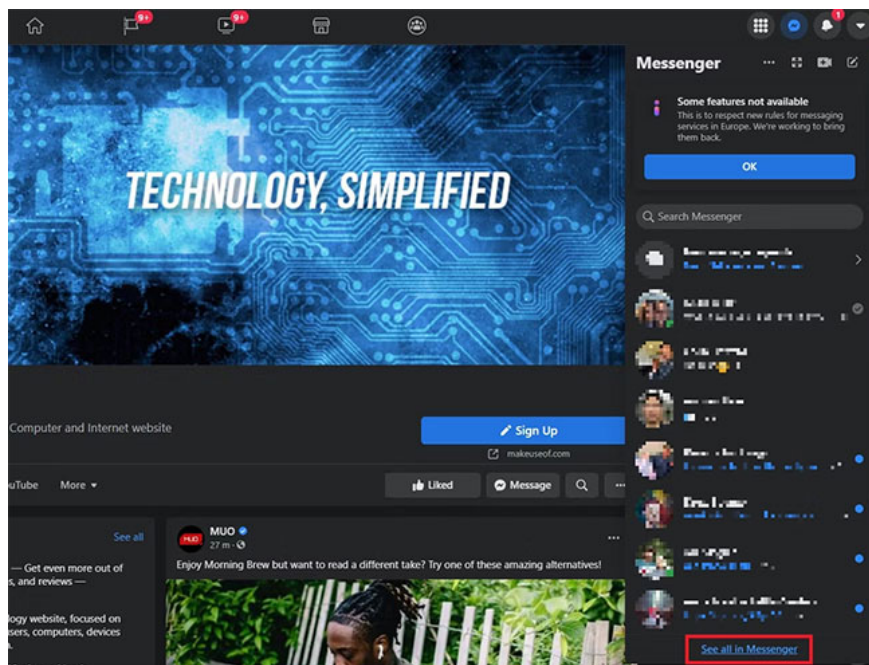
Can you read previously sent Facebook messages after being blocked?

This is another trick, although the trick depends on whether you've communicated with this person before. This isn't helpful when it comes to strangers.

Try to remember anything this contact has written on your profile or – if you've prevented others from posting on your Facebook timeline – the profile of a mutual friend. This could be a birthday message, a holiday greeting, or anything else.

These things will still be visible regardless of your relationship status. However, if you've been blocked, other people's profile pictures won't appear or will be replaced with question marks. Their names might also be obscured by a black box.

Are contacts who blocked you still on Messenger?



If you've previously spoken to this person using Facebook Messenger, this is another indicator you can check. You have to do this through the Facebook website because the app sometimes still displays blocked accounts.

Go to the **Messenger** section and click **See All in Messenger** in the drop-down menu. Access the conversation you have with the contact you want to check. If you've been blocked, their profile picture won't load; instead, a standard gray border will appear. You also won't be able to click on their name to view their profile anymore.

You can also try sending them a message. If you've been blocked, sending a message will fail. Facebook will let you know that a temporary error has occurred.

How can you tell if they haven't deactivated their Facebook account? In most cases, their name will disappear completely if they've deleted the account, but deleting is different from deactivating. Deleting is a more permanent action, while deactivating simply means they haven't used Facebook for a short time.

This platform can be distracting during busy times, so deactivating it is an attempt to break away from Facebook for a while. That might be why you haven't received a response from them, but they'll probably be back soon.

Deleting means they have no intention of returning. In this case, their Messenger thread would be "**Facebook User**". Please note that they can still use Messenger without accessing Facebook; however, if you can contact them here, at least you're still friends with that person.

How do I delete messages on Facebook Messenger?

To delete a message, open the Messenger app, find a conversation, then press and hold your finger on each message. At the bottom of the screen, tap **Delete**.

How do I deactivate Facebook Messenger?

The only way to deactivate Messenger is to deactivate your Facebook account. To hide your online status, open the Messenger app, tap your profile picture, and select **Active Status** . Toggle the "**Show when you're active/Show when your friends are active**" option to Off .

You finished reading the article "**It's very simple to see who has blocked you on Facebook.**" edited by the [TipsMake](#) team. We hope this article has provided you with many useful tech tips and tricks. You can search for similar articles on tips and guides. Thank you for reading and for following us regularly.