How to secure data for Pocket PC?

Microsoft as well as other software vendors have consistently included more optimal security tools for Windows Mobile operating systems. This article briefly outlines some of the most basic security methods for your Pocket PC.

Picture 1 of How to secure data for Pocket PC?

Microsoft as well as other software vendors have consistently included more optimal security tools for Windows Mobile operating systems.This article briefly outlines some of the most basic security methods for your Pocket PC.

With its relatively compact size, Pocket PC is very responsive to mobile needs.But there are some problems arising from this size as easily stolen or forgotten somewhere.More than just information about appointments, schedules, and address books, but more importantly, important e-mails or working documents are also stolen through which they can be used for purposes. bad that you can hardly predict.

Use the boot password

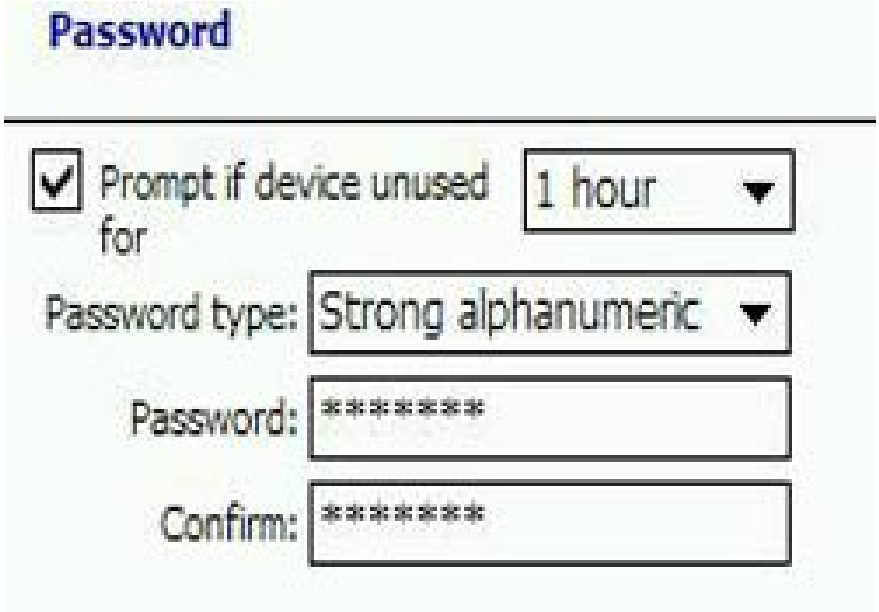

All Pocket PCs allow you to assign a boot password through which anyone opening the device must re-enter the password.The only way to bypass the password is to do a hard reset, but then all the information and data contained in the device will be erased (except for the data stored in the expanded memory card).).To turn on the password reset feature: from the Start menu> Settings> Password.

Here you check the Prompt if device unused for checkbox to enable the password request feature after the machine is not used for a certain period of time (specified in the next selection box).In the Password type box, you should select the Strong alphanumeric value so that you can use the mixed alphanumeric value to avoid password guessing.Note that the password must be longer than 7 characters, including all capital letters, lowercase letters, numbers and punctuation.Next enter the password in the Password box and confirm again at Confirm box.

To avoid forgetting your password, you should put some reminding words after setting your password by switching to the Hint tab and placing some reminding words there.The hint feature will pop up the dialog box containing the words that are reminiscent of the wrong password.

After using the password feature, even connecting the Pocket PC to the computer via ActiveSync requires this password.

Note that the strong password setting feature is only available in Pocket PC 2002 and Windows Mobile 2003, Pocket PCs 2000 only use a single password of 4 digits.

Use antivirus programs

With a computer-like structure, the emergence of Pocket PC viruses is expected early, and in fact the first Pocket PC virus was discovered exactly a year ago.As with computers, some viruses on Pocket PC will send information on your computer when connected to the Internet, so it is necessary to use an Antivirus program for Pocket PC.Big names like Symantec and F-Secure both have Antivirus software for Pocket PC.Some antivirus software on the desktop can also "scan" Pocket PC when you conduct synchronization.

Airscanner also offers a free version of the Pocket PC virus scanner application, available for download at: www.airscanner.com.

Contains information into secure databases

Putting important information into secure databases is also a form of security that should be applied.There is a very powerful program in this area and is provided free of charge as a mycodes lite, which allows you to create groups and save information in these groups with password protection, if you don't know the password, it is possible. The program database also has no way of obtaining the information contained therein.Download this program at: pocketworks.info.

Data encrypt

There are two types of data encryption: encrypting each document file or encrypting a certain storage area on your computer and placing your document there.Typical applications for this field can be mentioned: Airscanner Mobile Encrypter 1.0, SoftWinter Sentry 2020 2.7.Because data encryption algorithms are very complex and often require copyright, this field almost doesn't see free software.

Assign passwords to documents

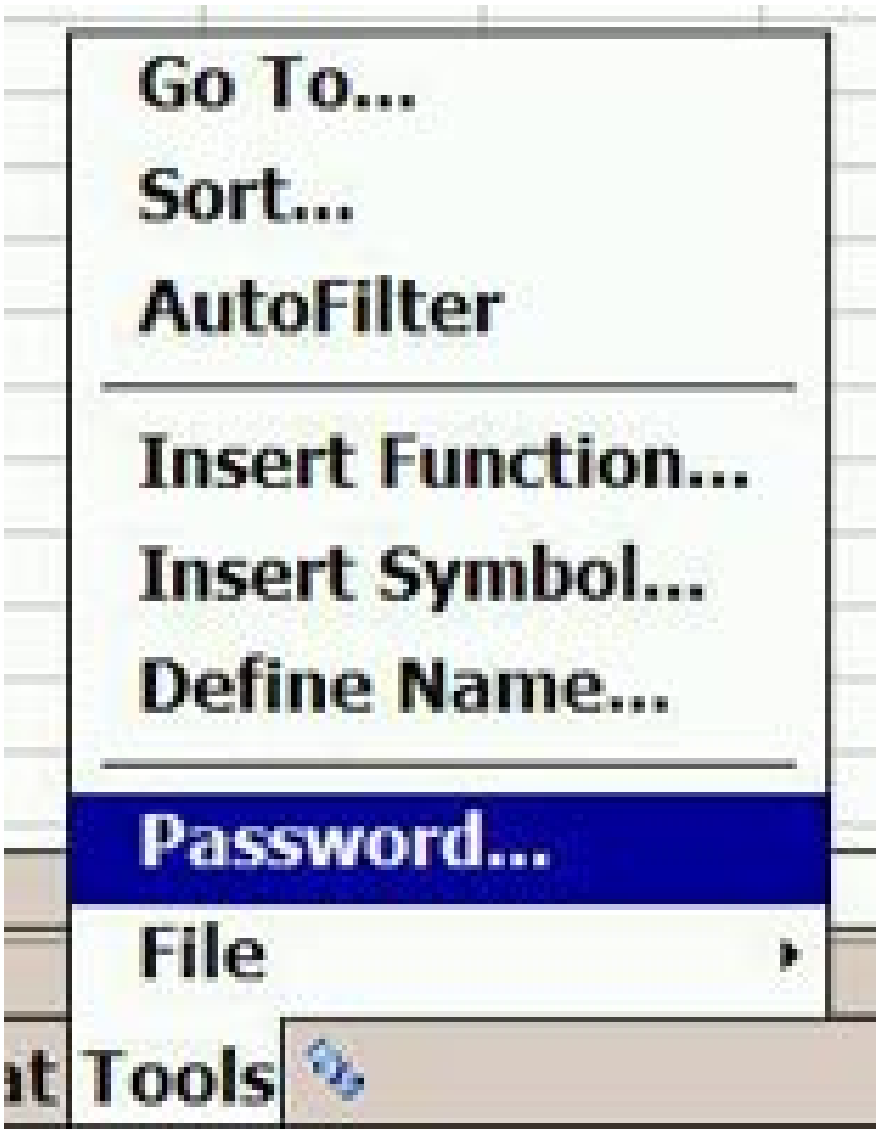

Unlike desktop desktop applications, the password for Pocket Office documents has not been given much attention by Microsoft.Until Windows Mobile 2003 SE version, only Pocket Excel has the ability to password protect documents, but if you copy the spreadsheet created by Pocket Excel to set a password to the computer, after confirming the password , the Excel document on the computer will be removed.Newer versions of the Windows Mobile operating system will issue an error message when you try to synchronize protected Excel files on your computer.To set password protection for spreadsheet file created by Pocket Excel: Open or create new spreadsheet file> from Tools> Password menu.

Another problem is that you cannot transfer Office files with password on the desktop to Pocket PC.

Safe when surfing the web

Trojans, viruses and spies have begun to redirect attacks to mobile devices.So as on the desktop, you should also install a firewall to control the input / output data on the Pocket PC when surfing the web.Airscanner Mobile Firewall is a high quality free utility in this area, you can download it at:http://www.airscanner.com/downloads/fw/amfw.exe.

The program establishes a multi-tier protection system, through which all incoming or outgoing packets must originate from certified applications.All operations are recorded (in log files) and there are warnings when the program detects suspicious packets, you can quickly lock suspicious Internet addresses or IP addresses.

General solution

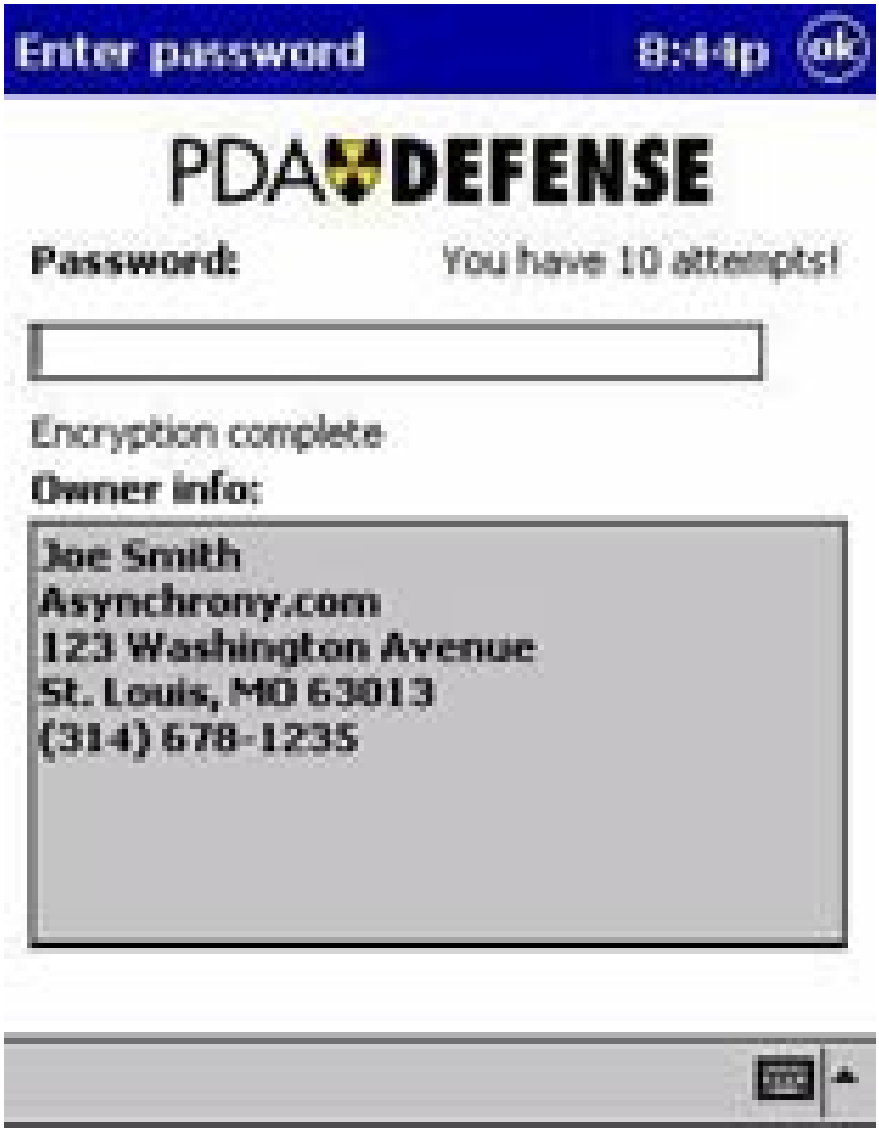

There are many software for the purpose of Pocket PC security and are directed to many separate aspects (as mentioned above).If you are afraid to learn more about security and don't want to install too much software on your Pocket PC, PDA Defense is the best integrated solution.PDA Defense is a program that not only creates security zones but also secures data for standard Pocket PC applications such as appointments, address books, . as well as other companies' applications. develope.

Another special feature of PDA Defense is to prevent trying to guess the password protection, after a certain time or the number of times to enter a certain password is still wrong, the program will delete all protected data.Of course, you can still recover that data from the synchronization process with your computer (device owner).

Some other security areas for Pocket PC such as e-mail security, VPN, bluetooth, keylogger, security in data synchronization . will be mentioned on other occasions.

(According to EchipM!)

You finished reading the article "**How to secure data for Pocket PC?**" edited by the **TipsMake** team. We hope this article has provided you with many useful tech tips and tricks. You can search for similar articles on tips and guides. Thank you for reading and for following us regularly.

© 2019 TipsMake.com