

How to search by voice on iPhone, Samsung and Xiaomi phones?

How to search by voice on iPhone, Samsung and Xiaomi phones? Today's smartphones have a pretty useful and convenient voice search feature. We do not need to enter words manually, just use words and voice commands to look up the information as quickly as possible!

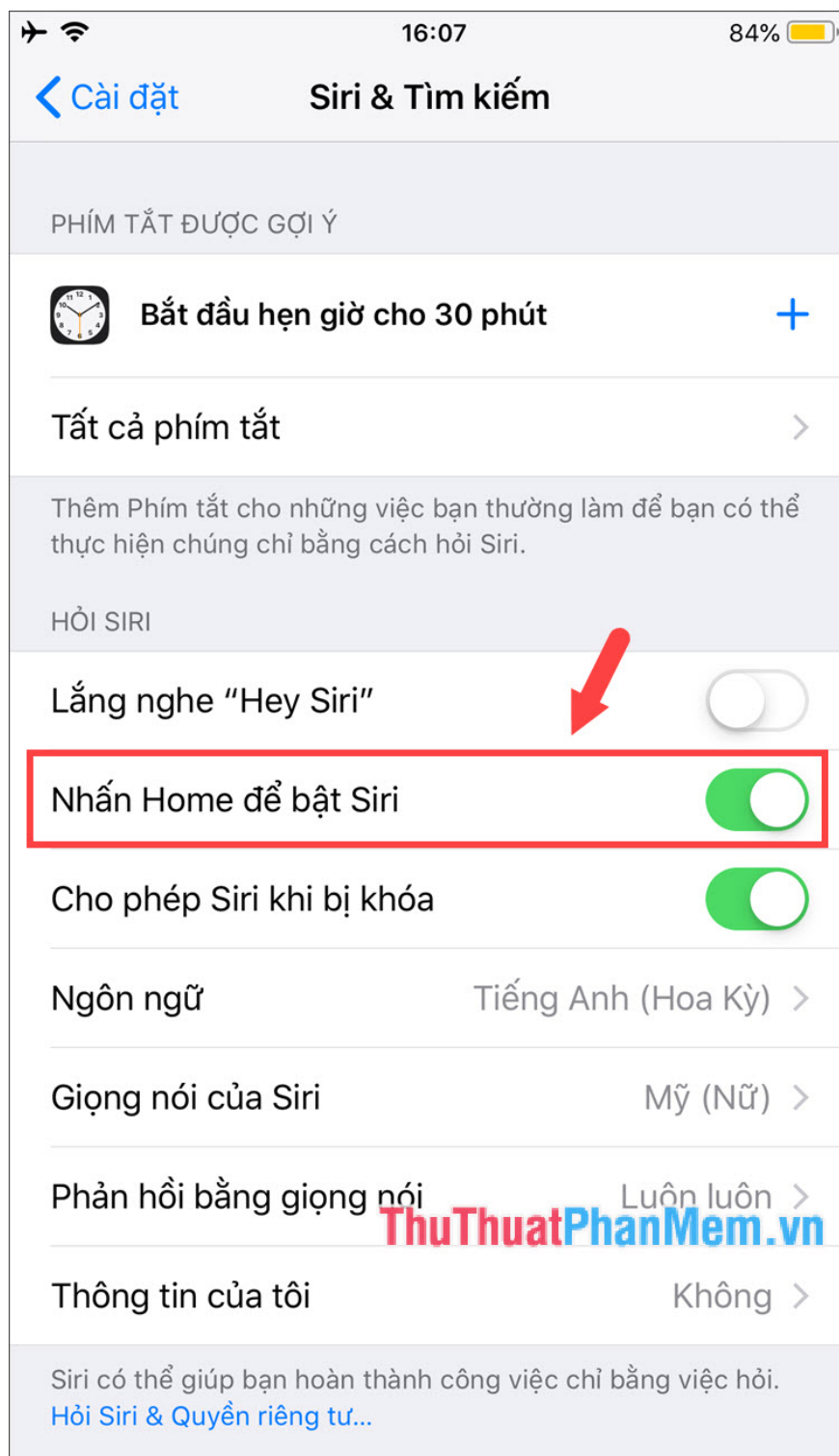
Today's smartphones have a pretty useful and convenient voice search feature. We do not need to enter words manually, just use words and voice commands to look up the information as quickly as possible!



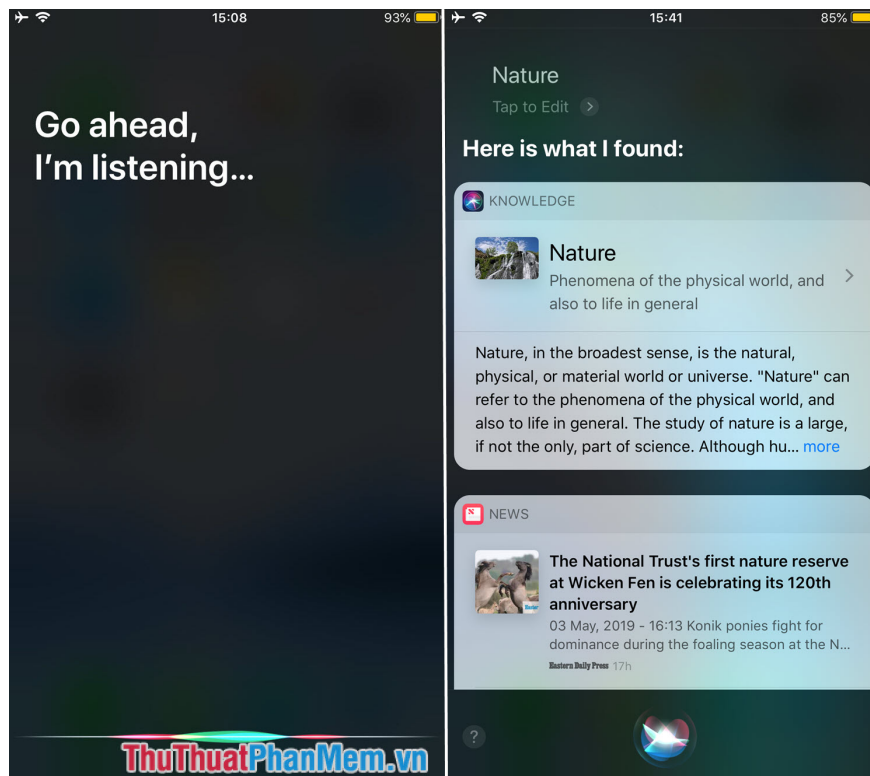
1. Search by voice on iPhone

Method 1: Search for voice with Siri

Step 1: First, turn on Siri by going to **Settings => Siri & Search** . Toggle the switch **Press Home to turn Siri to On**.

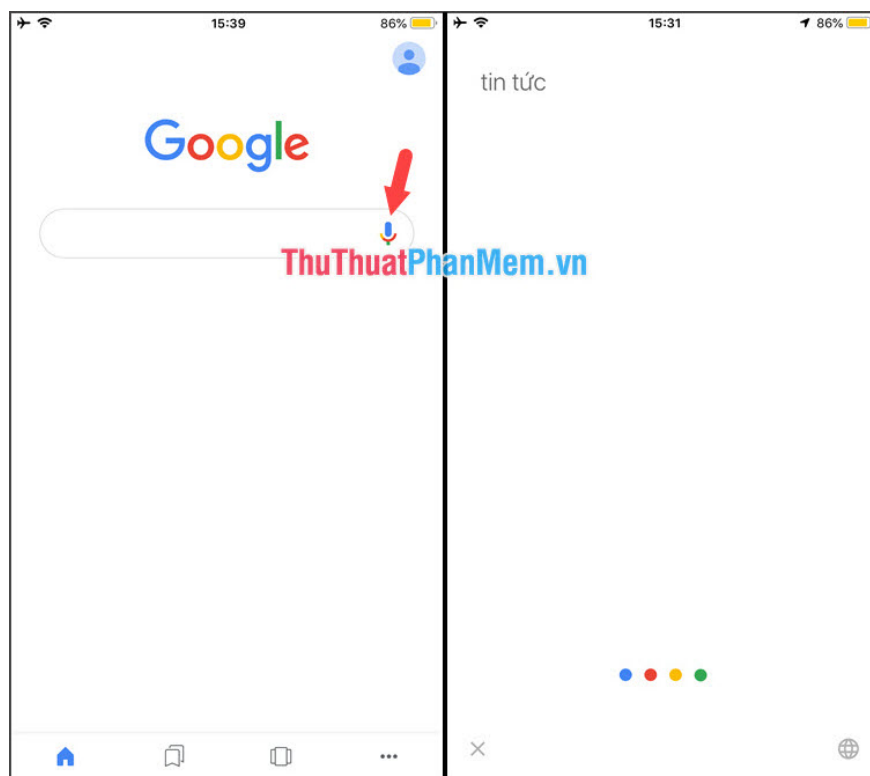


Step 2: Press and hold the Home button to display Siri. After the bottom of the screen vibrates and multicolored waves, please say what to look for and Siri will search for you. The biggest disadvantage of Siri is that it does not support Vietnamese, but when searching, we must use English - quite inconvenient for those who are not fluent in English.

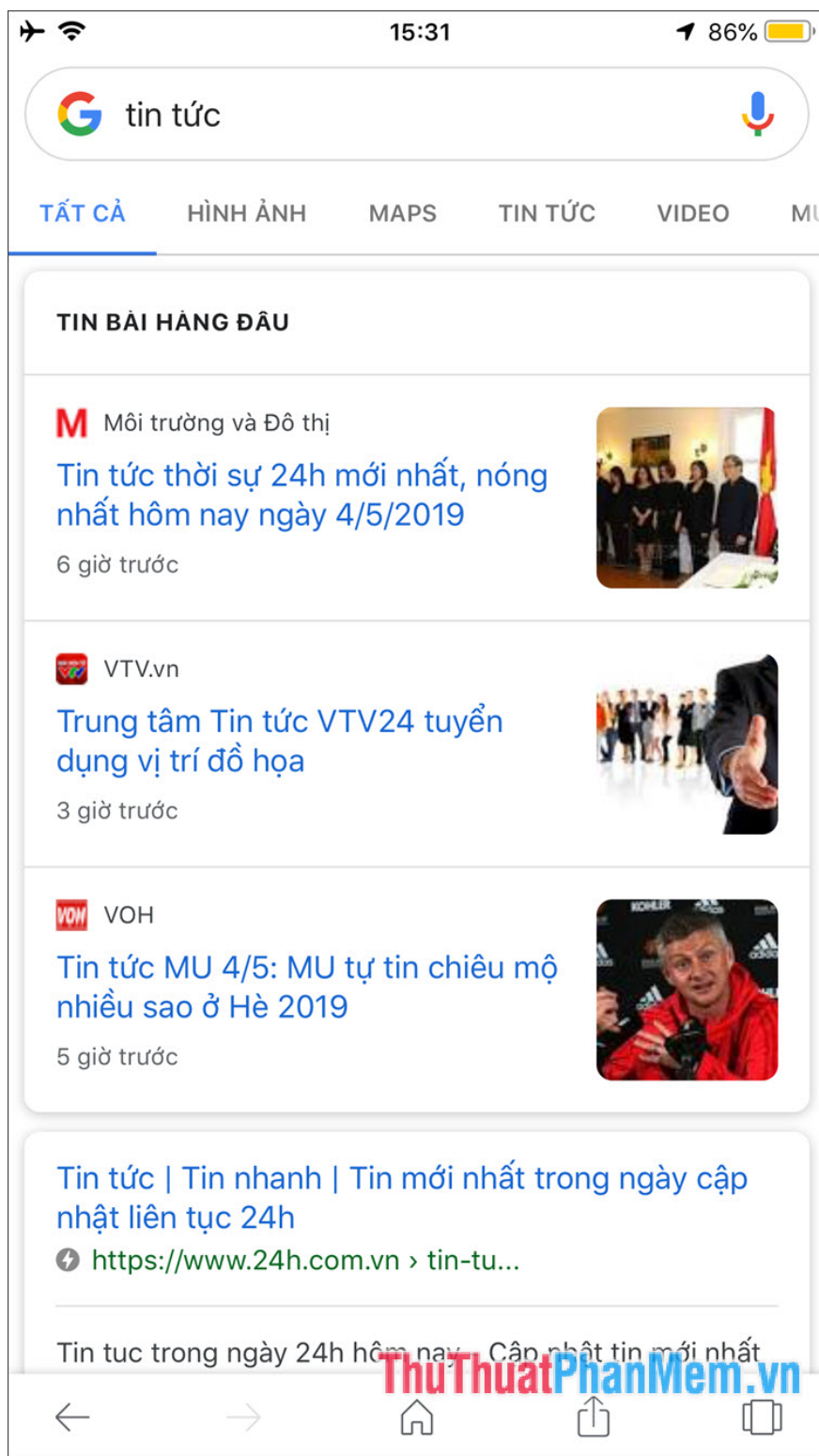


Method 2: Use the Google application

Step 1: Go to the App Store and search for Google apps. After downloading and opening the application, click on the Microphone icon to search by voice. I tried searching with Vietnamese keyword "news".



And the result appears as shown below. The advantage of the Google application is that it supports Vietnamese, enabling Vietnamese people to operate effectively and quickly.



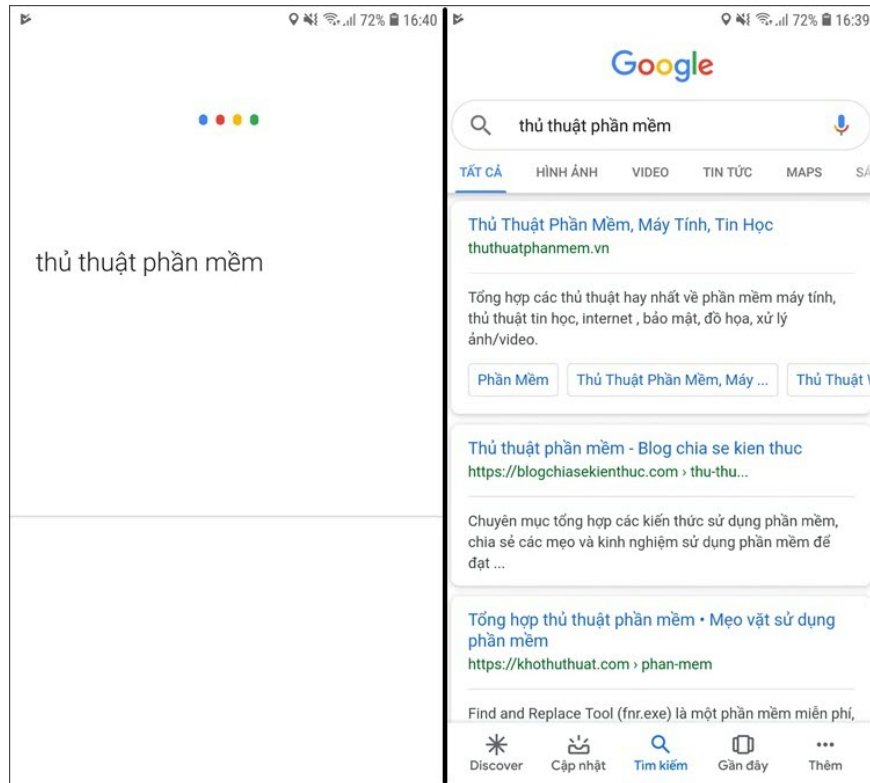
2. Search by voice on Samsung phones

On Android phones with the Google app pre-installed on the main menu.

Step 1: We touch the Microphone icon in the search box to activate voice search.



Step 2: After opening the voice search, say what you want to search into the microphone on your phone and Google will search the results for you.



3. Search by voice on Xiaomi phones

Step 1: Just like on Samsung phones, to activate voice search, you touch the Microphone icon to activate this feature.



16:59
Th 7, 04 Tháng 5



AirDroid



Trình duyệt



Máy ảnh




Thư viện



Cài đặt



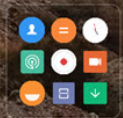
Chủ đề




Google



Bảo mật



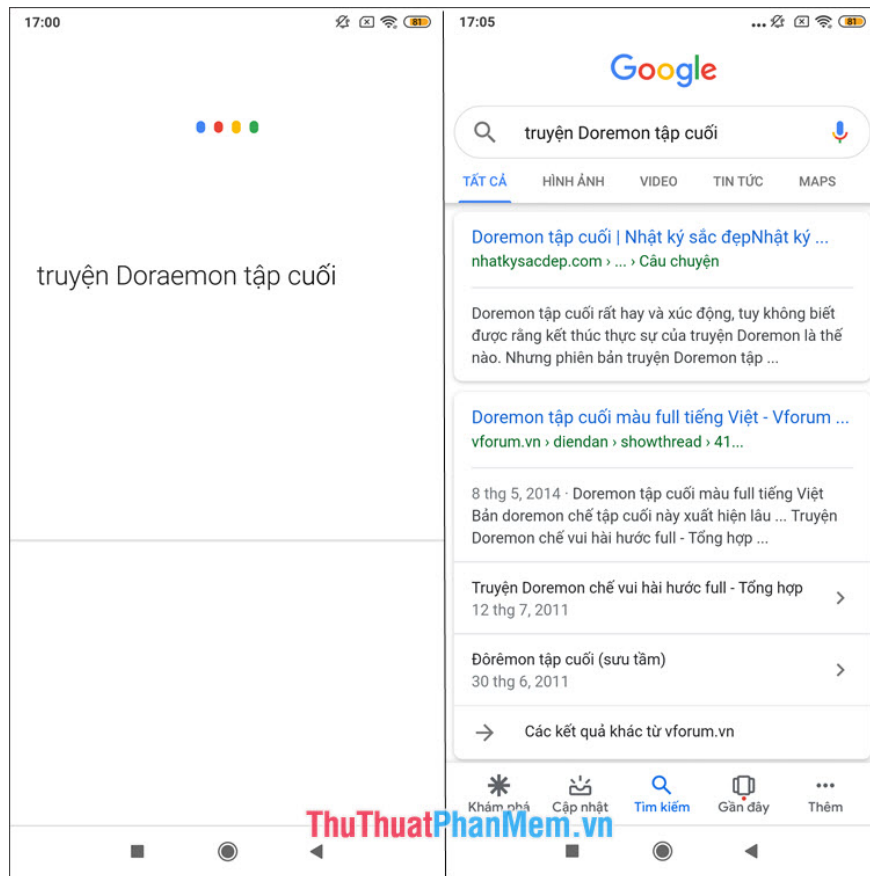
Công cụ



CH Play



Step 2: You say the content into the microphone on the device and the application will automatically search results for you.



Thanks to the voice search feature, we can easily find the information while we have both hands. If the article is useful, please send your comments and suggestions to TipsMake.com! I wish you a new and meaningful working day!

You finished reading the article "**How to search by voice on iPhone, Samsung and Xiaomi phones?**" edited by the [TipsMake](https://TipsMake.com) team. We hope this article has provided you with many useful tech tips and tricks. You can search for similar articles on tips and guides. Thank you for reading and for following us regularly.