

# How to run DMG files on Windows, open and view DMG files on your computer

DMG is a disk image file format commonly used on the MAC OSX operating system. However, on the Windows operating system that users often use, there is no support for running DMG files, so to run DMG files, you need to use third-party software such as 7 Zip or DMG Extrator to do this. This.

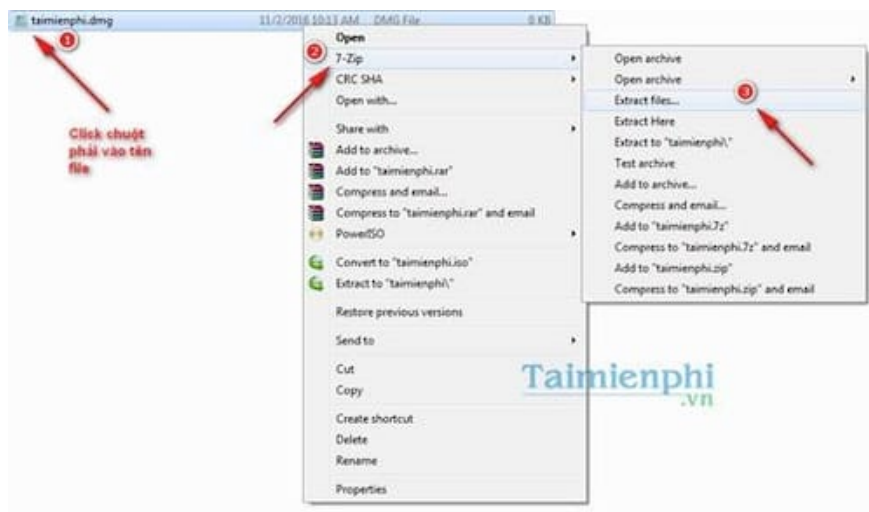
Below TipsMake will list and guide how to use some of the most popular software today to help Windows users more easily use or interfere with DMG files without any problems.

## Method 1: Use 7-Zip to extract DMG files on Windows

7-Zip is one of the leading compression/decompression tools today (similar to Winrar). And especially it's completely free and compact!

*Step 1:* Download and install the 7-Zip tool here: [Download 7Zip](#)

*Step 2:* After installation is complete, find the DMG file you want to read, **right-click and** select **7-Zip -> Extract files**.



*Step 3:* In the dialog box that appears, note where to choose the path for the DMG file to be extracted by clicking on the box . then click **OK** and wait a moment 7-Zip will download the file to the path you just gave. select

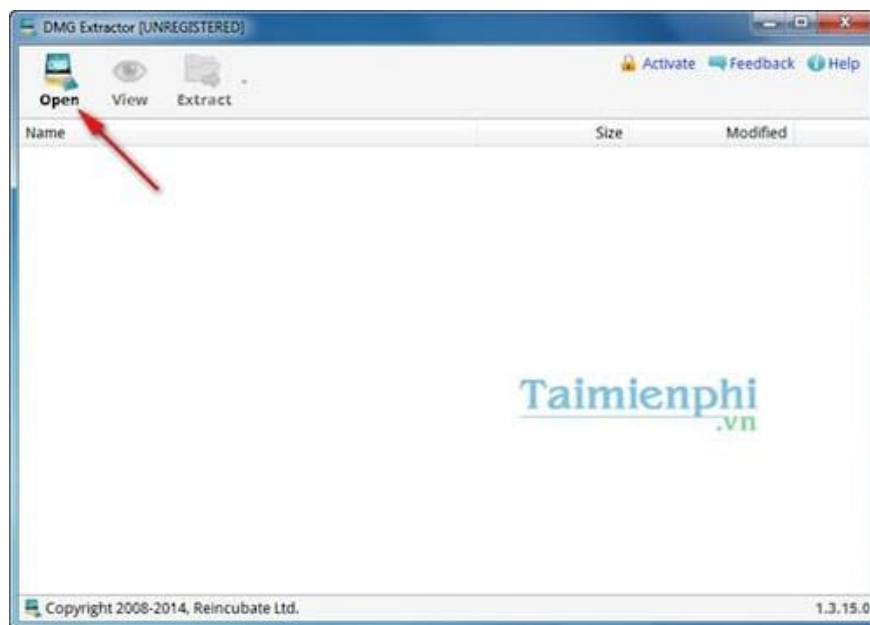


## **Method 2: Use DMG Extractor**

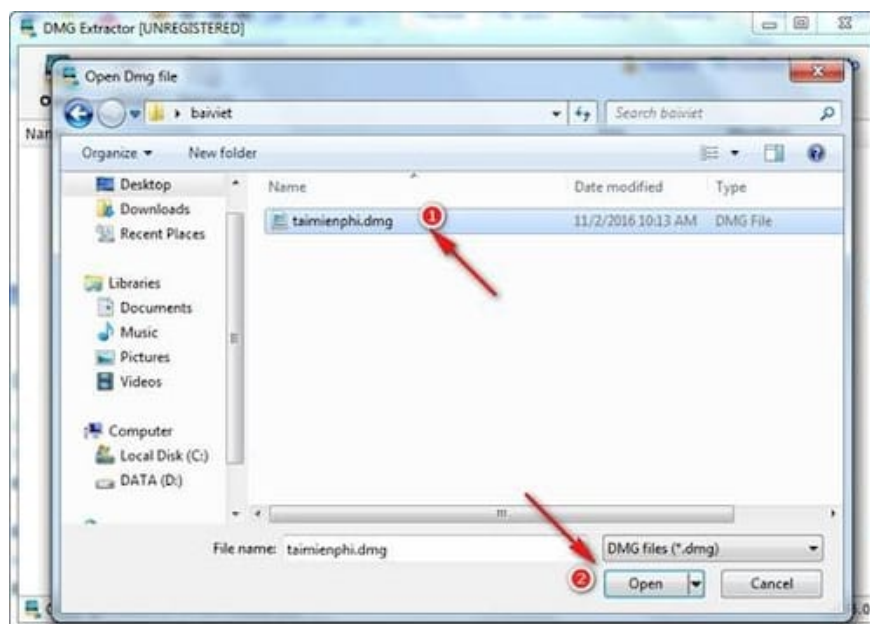
DMG Extractor is a tool with quite simple functions, only supporting the sole purpose of running and extracting DMG files on Windows operating systems, so it has a compact size and a very easy-to-use interface.

*Step 1:* Download and install DMG Extractor here: **DMG Extractor**

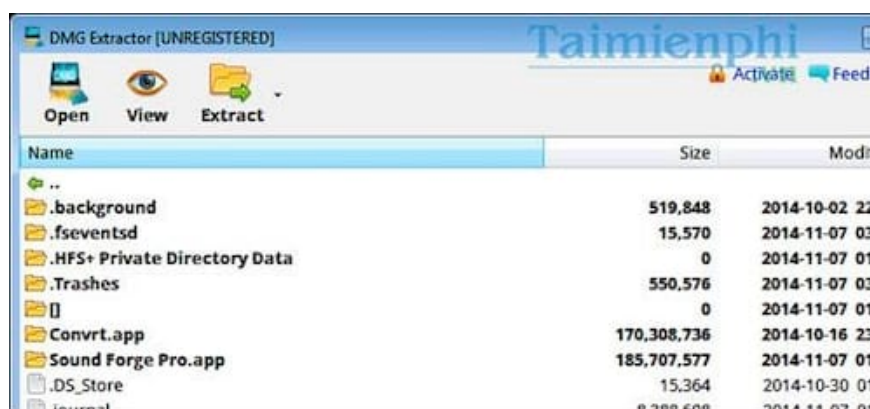
*Step 2:* Open DMG Extractor, at the main interface of the tool, click on the first **Open** icon on the top right corner of the tool



*Step 3:* In the dialog box that appears, select the file in DMG format to run, then click **OK** as shown in the image.



*Step 4:* At the main interface of the tool, all data in the DMG file will be displayed so we can read/run the DMG format file directly.



DMG Extractor also supports decompression so we can more freely manage the data in the DMG file with the **Extract** function after completing opening the file in *Step 3*.

Tipsmake introduces you to the 2 easiest tools to Can run DMG files on Windows. In addition, there are a number of other tools that can open dmg files, read or extract DMG format files on Windows such as PowerISO, UltraISO, HFSExplorer, etc. You can refer to our website for more tips and tricks. , different amenities.

You finished reading the article "**How to run DMG files on Windows, open and view DMG files on your computer**" edited by the [TipsMake](#) team. We hope this article has provided you with many useful tech tips and tricks. You can search for similar articles on tips and guides. Thank you for reading and for following us regularly.

---

