

# How to Run a .Jar Java File

This wikiHow teaches you how to open and run executable JAR files on a Windows or Mac computer. JAR (Java Archive) files contain data to be used with the Java program. Most JAR files are simply containers for data that another program...

Method 1 of 2:

## On Windows

### Free Java Download

Download Java for your desktop computer now!

Version 8 Update 144

Release date July 26, 2017

Free Java Download

[» What is Java?](#) [» Do I have Java?](#) [» Need Help?](#)

### Why download Java?

Java technology allows you to work and play in a secure computing environment. Upgrading to the latest Java version improves the security of your system, as older versions do not include the latest security updates.

1.

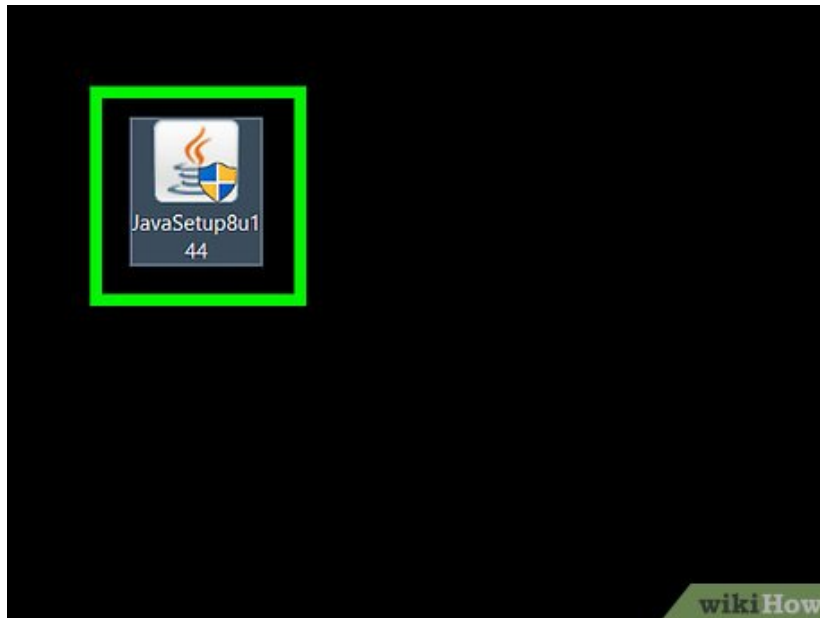
Java allows you to play online games, chat with people around the world, calculate your mortgage interest, and view images in 3D, just to name a few.

wikiHow

**Install Java on your computer if it isn't installed.** You can't run JAR files without Java installed on your computer. If you don't already have Java installed, go to Java's website at

<https://www.java.com/en/download/> and click the **Free Java Download** button below the latest version of Java, then install Java once it downloads.

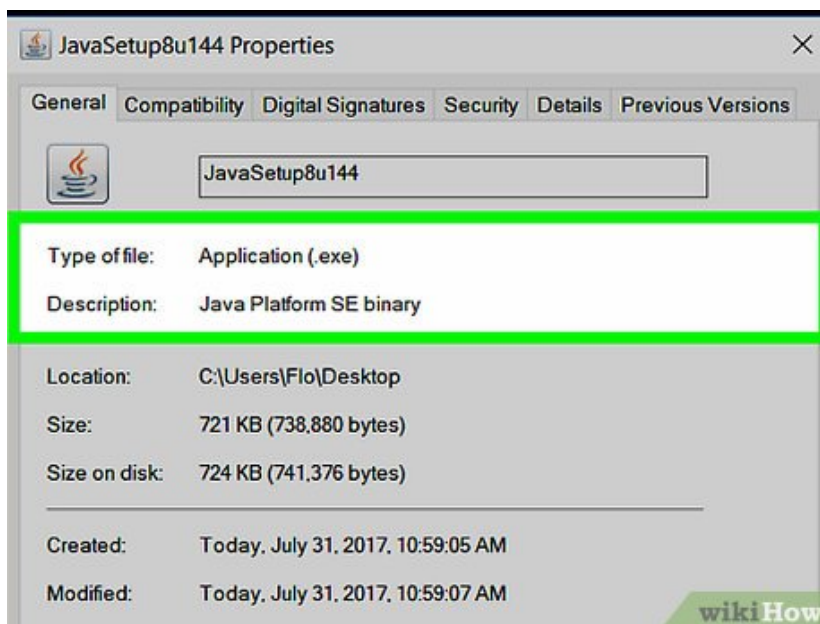
1. You may have to restart your computer for Java to be fully implemented.



2.

**Double-click the JAR file.** If it's executable and you have Java installed, it should open. If it doesn't open, proceed to the next step.

1. You may see a pop-up window asking which program you want to use to open the file. If so, click **Java(TM)** and then click **OK**.



3.

**Make sure your JAR file is an executable file.** JAR files that you download in order to set up programs are different from "library" JAR files, which store data that a program running Java can use. Since they don't have interfaces like executable JAR files, you cannot run non-executable JAR files.

1. For example, many of the JAR files in a program's data folders are not executable files.
2. If you downloaded your JAR file from online, make sure you clicked the Windows version of the file rather than the Mac version.

## Update status



Your device is up to date. Last checked: Today, 7:49 AM

Check for updates

[Update history](#)

## Update settings

4. We'll automatically download and install updates, except on metered connections (where charges may apply). In that case, we'll automatically download only those updates required to keep Windows running smoothly.


[Change active hours](#)

wikiHow

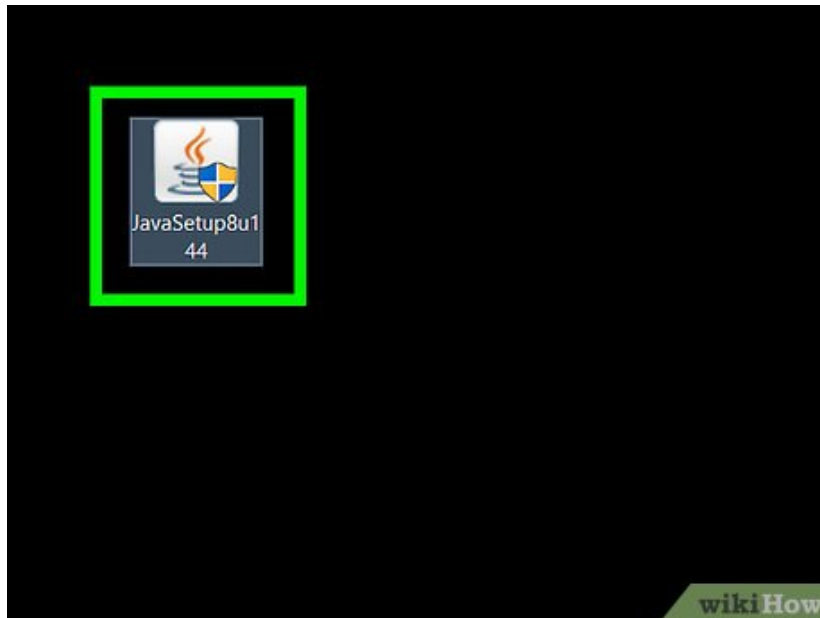
**Update Java.** If your JAR file produces an error when you double-click it, you may need to update Java.

To do so:

1. Open Start



2. Scroll down and click the **Java** folder.
3. Click **Check For Updates**.
4. Click **Update Now** on the **Update** tab.



5.

**Double-click your JAR file again.** If it doesn't open this time, the file you're trying to open isn't executable and thus cannot be "run" in the traditional sense.

Method 2 of 2:

## On Mac

### Free Java Download

Download Java for your desktop computer now!

**Version 8 Update 144**

Release date July 26, 2017

[Free Java Download](#)

[» What is Java?](#) [» Do I have Java?](#) [» Need Help?](#)

#### Why download Java?

1.

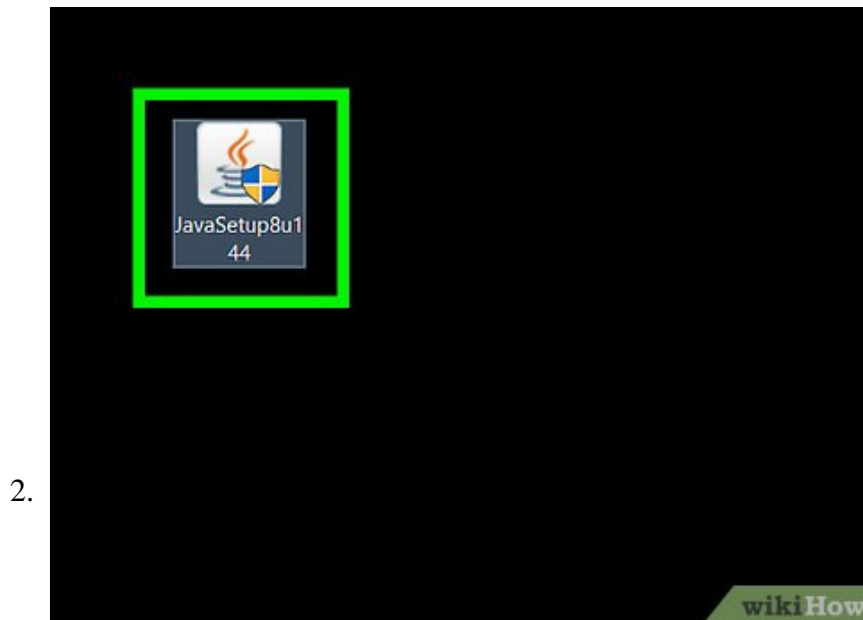
Java technology allows you to work and play in a secure computing environment. Upgrading to the latest Java version improves the security of your system, as older versions do not include the latest security updates.

Java allows you to play online games, chat with people around the world, calculate your mortgage interest, and view images in 3D, just to name a few.

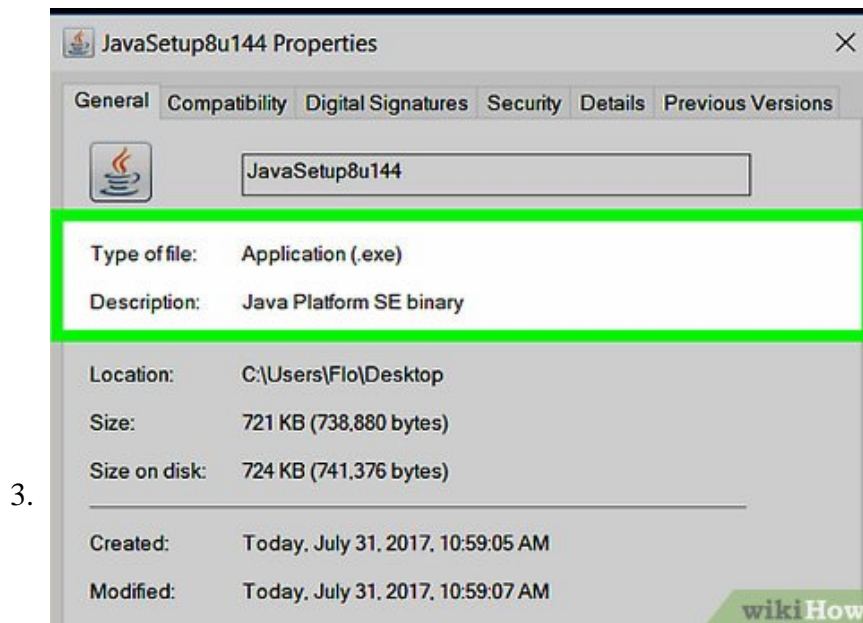
wikiHow

**Install Java on your computer if it isn't installed.** You can't run JAR files without Java installed on your computer. If you don't already have Java installed, go to Java's website at <https://www.java.com/en/download/> and click the **Download** button below the latest version of Java, then install Java once it downloads.

1. When installing a non-Apple file on Mac, you may have to first click **OK** on the warning, click the **Apple menu**, click **System Preferences**, click **Security & Privacy**, unlock the menu, click **Open Anyway** next to the file's name, and then click **Open** when prompted before you can install the file.




**Try double-clicking your JAR file.** If it's executable and you have Java installed, it should open. If double-clicking the file doesn't open it, proceed to the next step.



**Make sure your JAR file is an executable file.** JAR files that you download in order to set up programs are different from "library" JAR files, which store data that a program running Java can use. Since they don't have interfaces like executable JAR files, you cannot run non-executable JAR files.

1. For example, many of the JAR files in a program's data folders are not executable files.
2. If you downloaded your JAR file from online, make sure you downloaded the Mac version and not another operating system's version.



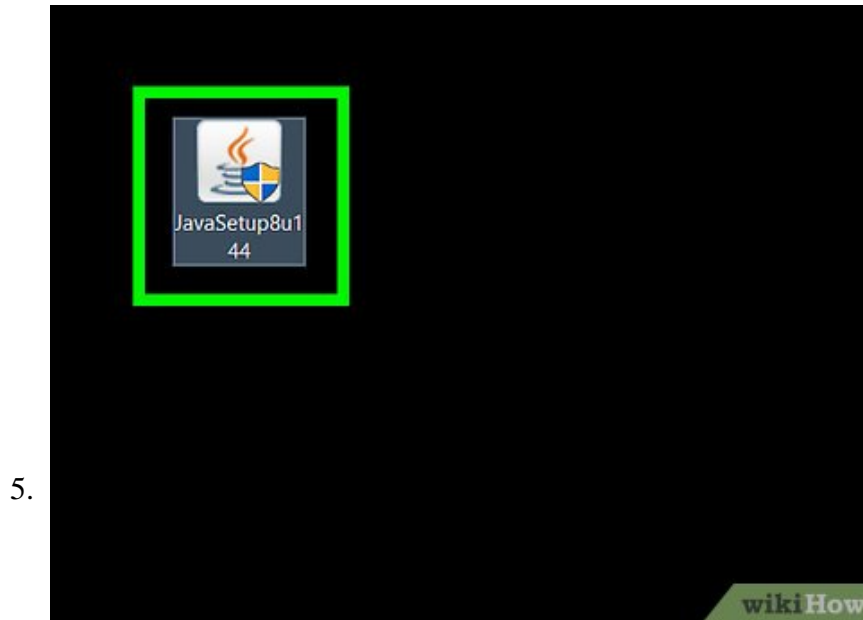
**Update Java.** If your JAR file produces an error when you double-click it, you may need to update Java.  
To do so:

1. Open the **Apple menu**



2. Click **System Preferences**.
3. Click **Java**.
4. Click the **Update** tab.

5. Click **Update Now**.



**Double-click your JAR file again.** If it doesn't open this time, the file you're trying to open isn't executable and thus cannot be "run" in the traditional sense.

You finished reading the article "**How to Run a .Jar Java File**" edited by the [TipsMake](#) team. We hope this article has provided you with many useful tech tips and tricks. You can search for similar articles on tips and guides. Thank you for reading and for following us regularly.

---