

How to retrieve Facebook password, recover latest account

Losing your Facebook password is a situation that many people encounter. Below are instructions to help you retrieve your Facebook password effectively, ensuring the safety of your account.

Similar to other social networks, Facebook provides simple forms to help you retrieve your password when you forget it. Let's learn in detail how to retrieve your Facebook password and account recovery options in the article below.



How to view Facebook password when forgotten

Article content:

I. Recover FB password on computer.

II. Recover FB password on phone.

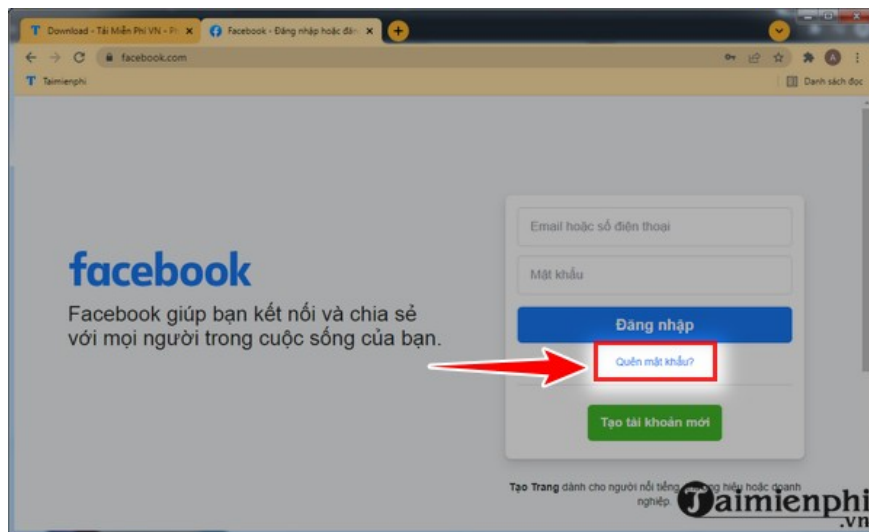
I. How to retrieve Facebook password on computer

If you forget your password when logging in on your computer, here are ways to recover your account:

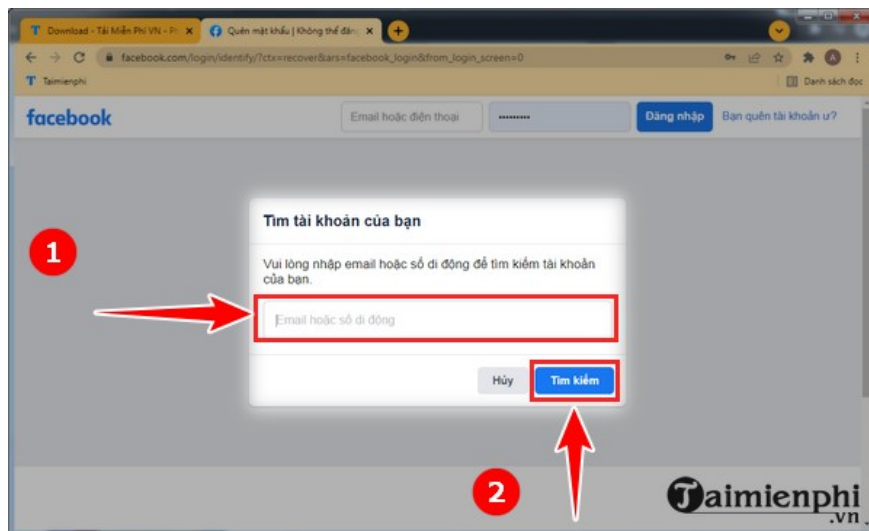
Method 1. Recover account using Gmail

You are not the owner of the phone number registered with Facebook or you want to get the password by retrieving Facebook password using Gmail, then you try this way:

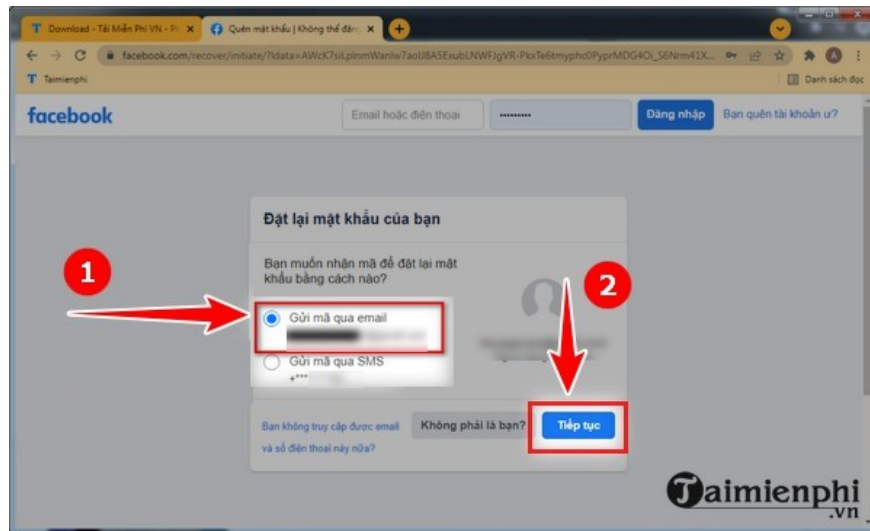
Step 1 : On the browser, open **Facebook** and click "**Forgot password**".



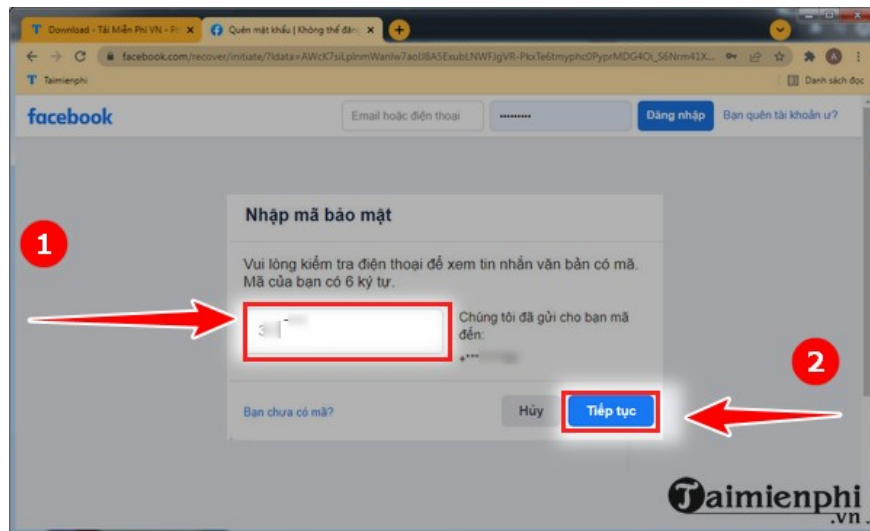
Step 2 : Enter your Facebook login email in the box and click "**Search**".



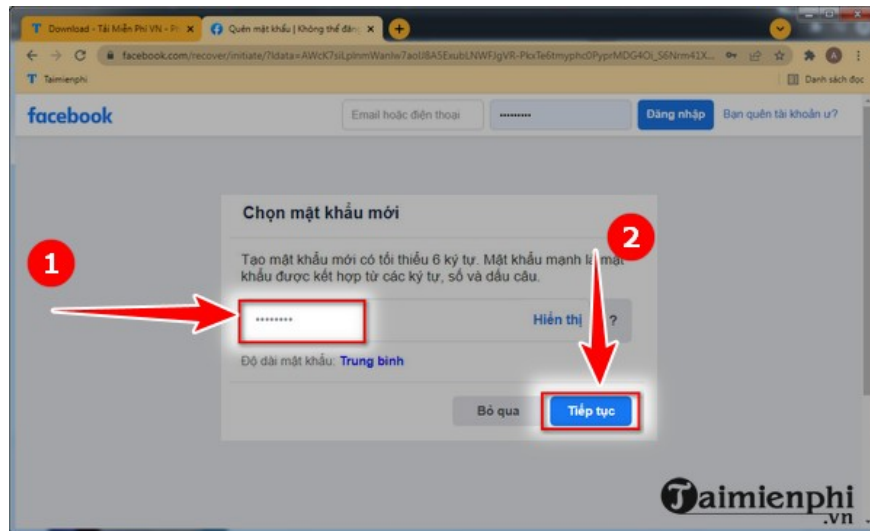
Step 3 : Click "**Send code via email**" then click "**Continue**".



Step 4 : At this time, the **confirmation code will be sent by Facebook via email** . Open the email to get the code and **enter it in the box** . Next, click "**Continue** " .



Step 5 : Enter your new password in the box and click "**Continue** " .



After that, you have got the new password and access to Facebook account normally.

Method 2. Create a new password using your phone number

This method of getting a FB password using a phone number is similar to the steps of getting a password using an email. However, instead of entering and selecting an email, you enter and select a phone number. Then, Facebook will send a code to your phone number. You open the message to get the code and continue with the steps above.

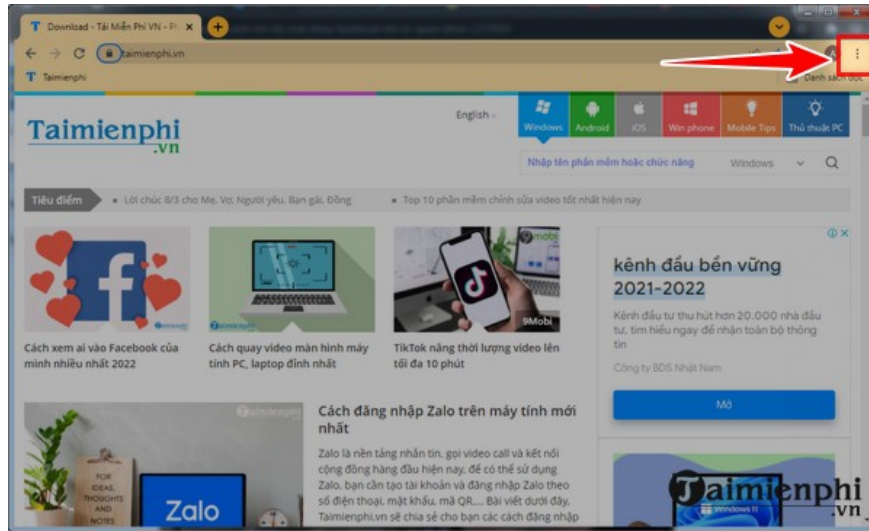
Taimienphi.vn also shares more ways to log in to Facebook, let's explore to see what new ways to log in there are.

Method 3. Open password manager on browser

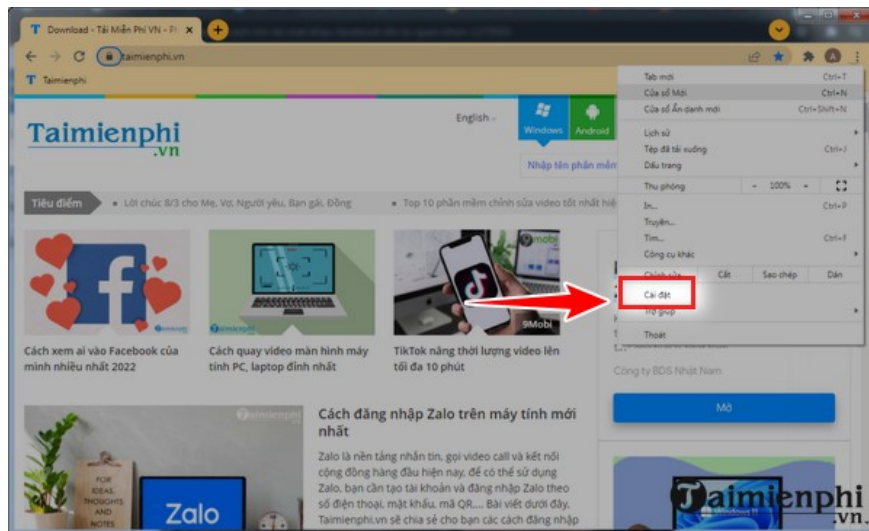
If you can't remember your email login password, or it's not your phone number or Facebook login email, don't worry too much. Use the Password Management feature with the following instructions to retrieve your password.

Note : This method only applies if you have logged into Facebook on your computer and saved your password on your browser.

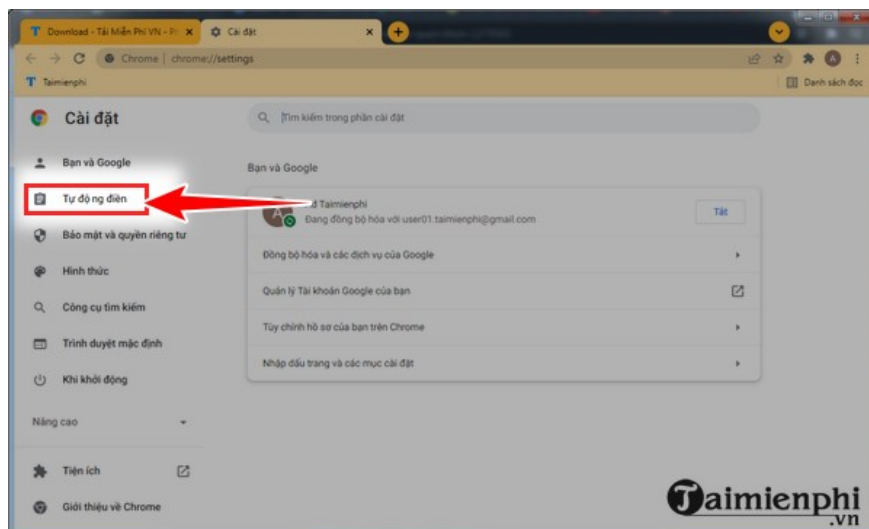
Step 1 : On the **chrome browser** , click on the **3 dots** icon in the **upper right corner** as shown.



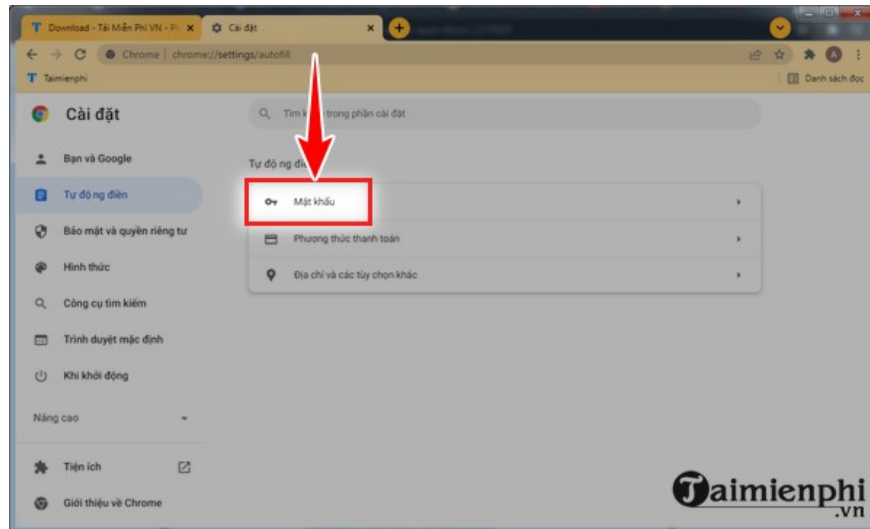
Step 2 : Click " Install ".



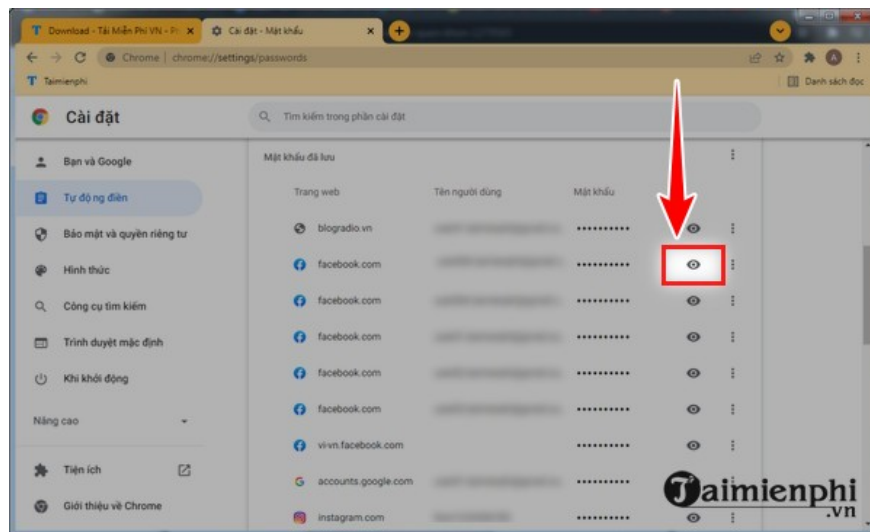
Step 3 : Click " Autofill ".



Next, click " **Password** ".



Step 4 : Go to the bottom of the browser interface , find the Facebook you want to find the password for, then look to the right, click the eye icon , your password will appear.

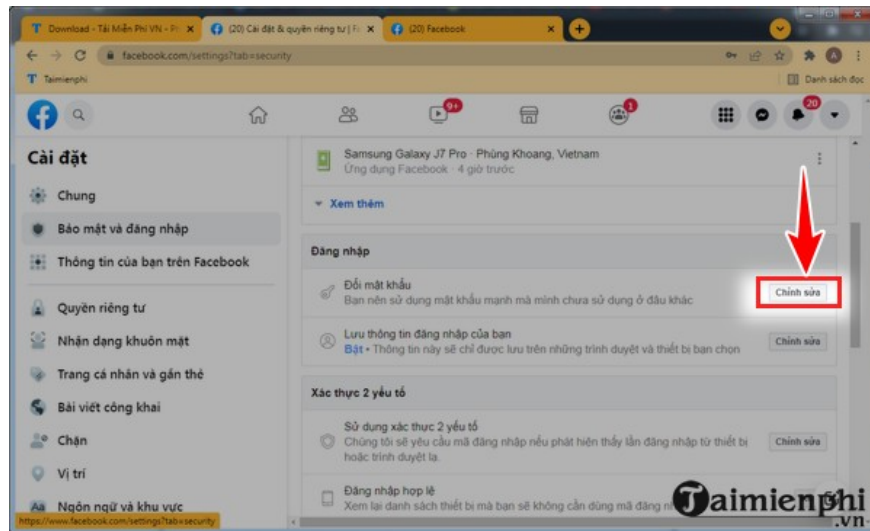


Method 4. Get Facebook password by not logging out of Facebook

This method works when you are still logged into your account. You want to retrieve your password so you can log in on another device.

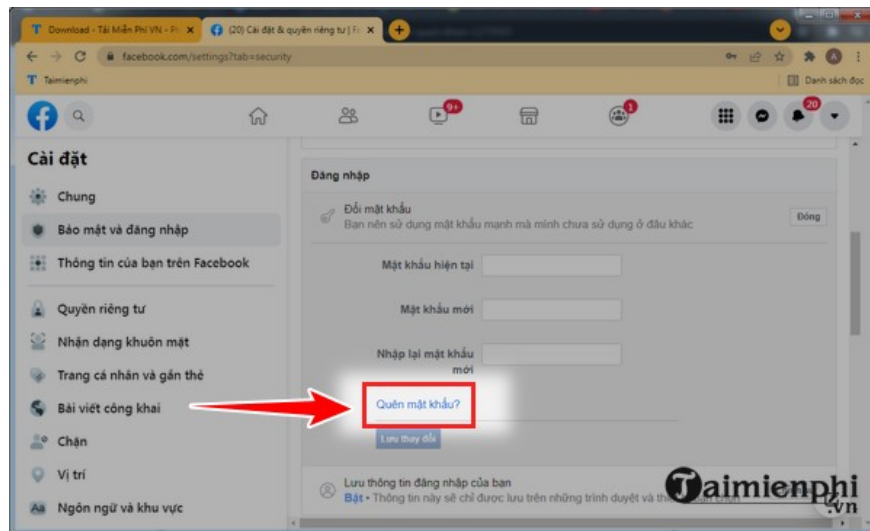
Step 1 : On your browser, go **HERE** to access Facebook settings.

Step 2 : In the Change Password section, look to the right and click " **Edit** ".

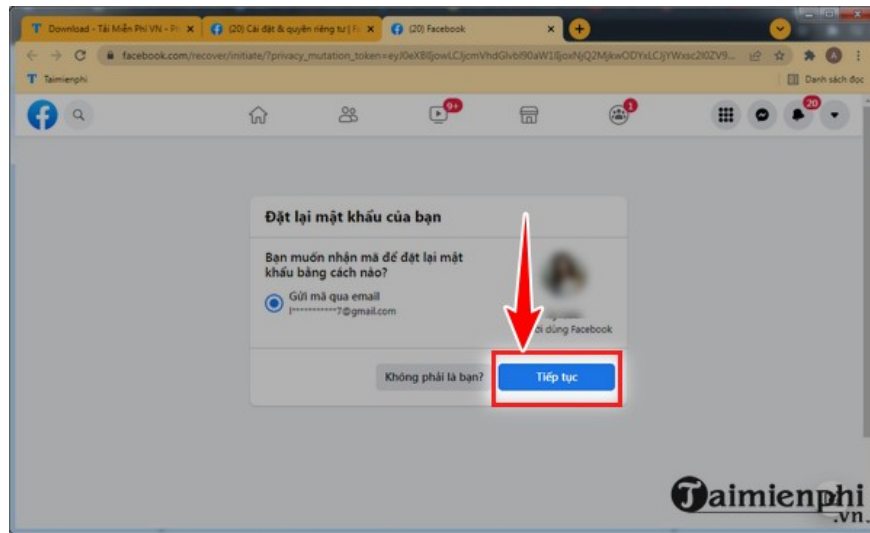


Step 3 : Click on " **Forgot password** ".

Note : If you can't click, right-click and select open new tab.



Step 4 : Click " **Continue** " and follow the system's instructions to get the password.



Method 5. Recover FB password using CCCD

You can also get your FB password through your CCCD in the following way.

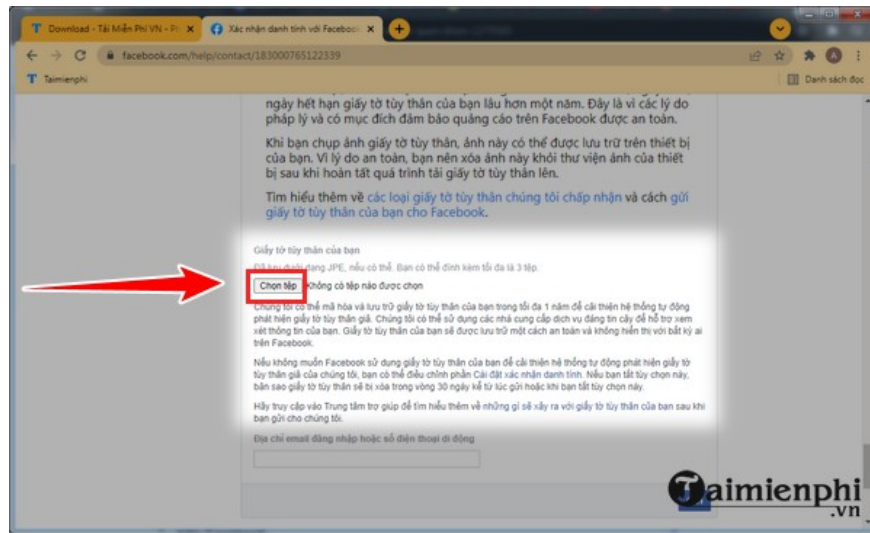
Note: You should take a photo of the front and back of your CCCD to make the steps easier.

Step 1 : You access the link **HERE** .

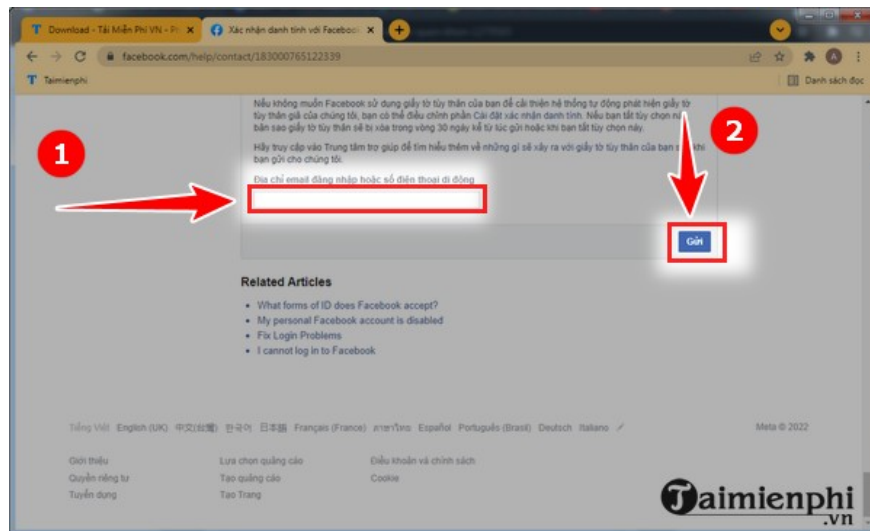
Step 2 : You will see a notice with terms appear.



Step 3 : After reading the terms, click " **Choose file** " to **upload the photo as requested.**



Step 4 : After finishing, scroll down, **enter your email or phone number** in the required box and click "**Send**".



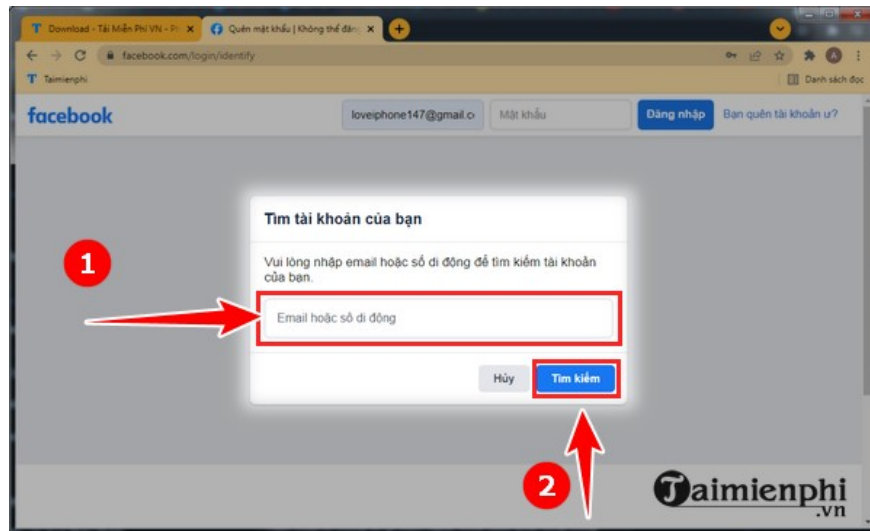
Facebook will verify and respond to you within the next 30 days.

Method 6. Recover Facebook password using User name

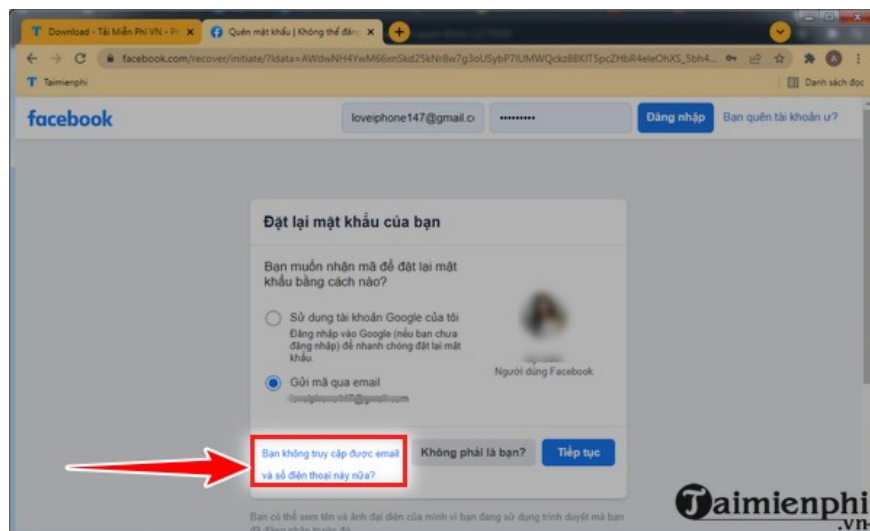
You can also use the following method to retrieve your password. However, this method only works if your browser is not logged into any Facebook account.

Step 1 : You access the link **HERE** .

Step 2 : Enter your email or phone number in the box and click "**Search**".



Step 3 : Click " You can no longer access this email and phone number "



Next, you perform the required authentication steps to retrieve your password.

II. Instructions to retrieve FB password on phone

If you forget your Facebook password and are using a phone, you can retrieve and restore your Facebook password by doing the following:

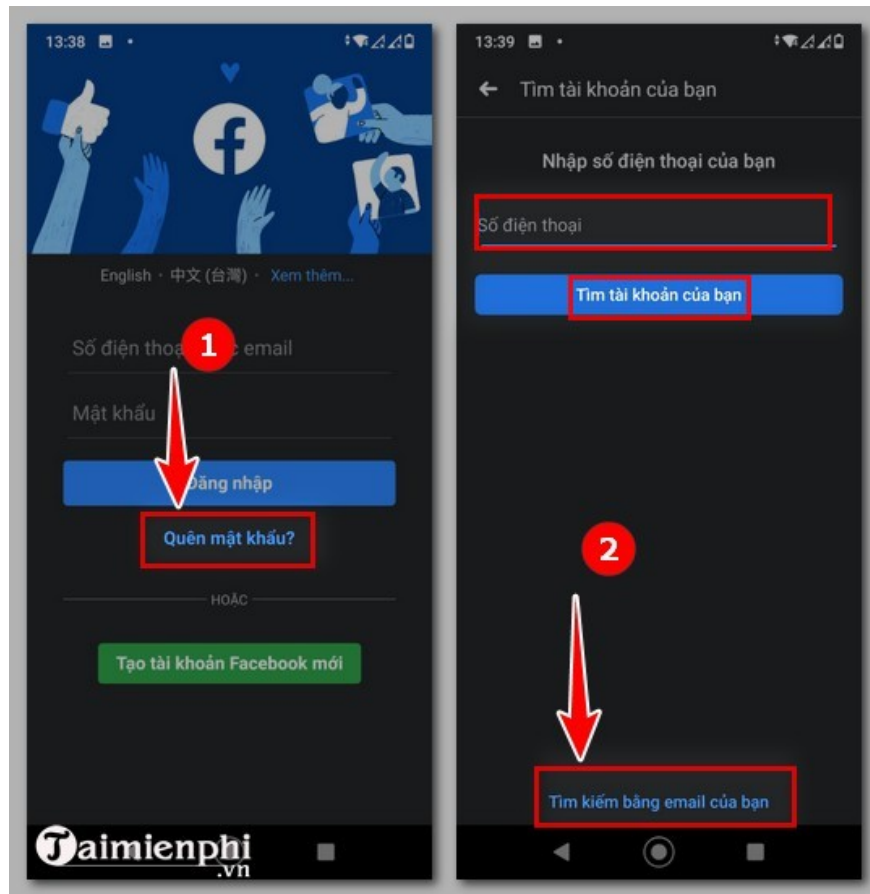
Step 1 : Open the Facebook application.

Step 2 : Click " **Forgot password** " (Image 1). At this time, Facebook displays two options (Image 2).

- **To get a Facebook password by phone number** , enter the phone number in the " **Phone number** " box and click " **Find your account** " .

- **To get a Facebook password by Email**, at the bottom of the interface, click " **Search by your email** " .

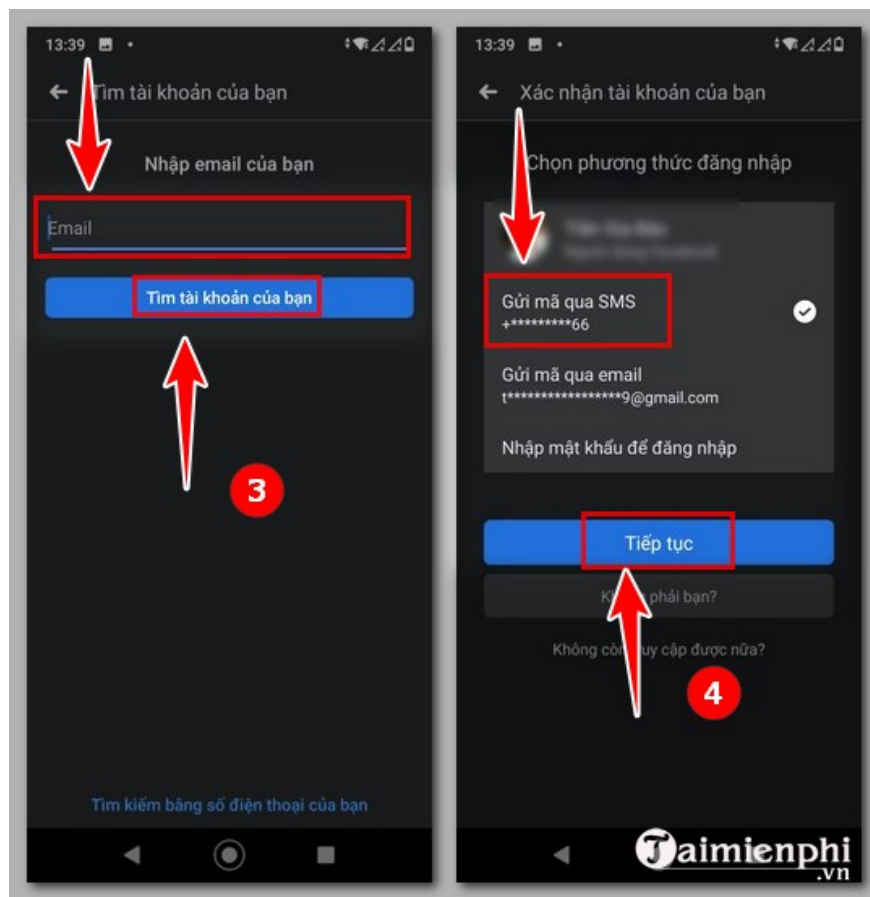
TipsMake will guide you through this method.



Step 3 : Enter your login email in the box and click " **Find your account** " (Image 3). Next, you have 2 options.

- **Send code via SMS** : Facebook will send it to the phone number registered with your Facebook account.
- **Send code via email** : Facebook will send the code to the email associated with your Facebook account email.

Then, when you're done selecting, click " **Continue** " (Image 4)



Step 4 : If you choose to send via SMS , open the phone message or if you choose to send via email , open the email to get the code. Then enter it in the box and follow the system's instructions to get your Facebook password back.

The above methods help you recover your account quickly without having to create a new account. To avoid forgetting your password in the future, you can save your password or remember these account recovery methods.

You finished reading the article "**How to retrieve Facebook password, recover latest account**" edited by the [TipsMake](#) team. We hope this article has provided you with many useful tech tips and tricks. You can search for similar articles on tips and guides. Thank you for reading and for following us regularly.