

# How to Restore the Classic Look of Your iPhone

Apple redesigned the Phone app in iOS 26 and introduced a new Unified interface. If you don't like the new look of the Phone app, you can revert back to the old interface by following the instructions below.

Apple redesigned the Phone app in iOS 26 and introduced a new Unified interface. This interface replaces the Recents tab with the Calls tab, and removes the Favorites and Voicemail options from the sidebar. Many people who don't like the new look of the Phone app can revert back to the old interface, following the instructions below.

## Instructions to restore classic interface iPhone

This is the Unified interface for the Phone app on iOS 26. The bottom bar has been greatly simplified for managing phone calls.

16:27

95

Sửa

Cuộc gọi

2

om **Quantrimang** 25/7/25  
➤ FaceTime video

Hoàng Minh 15/4/24  
➤ Messenger âm thanh

**Boss Tổng Quantrimang** 23/8/23  
➤ FaceTime video (3)

**Boss Tổng Quantrimang** 23/8/23  
➤ FaceTime âm thanh (3)

**Boss Tổng Quantrimang** 1/8/23  
↵ FaceTime âm thanh (2)

**Boss Tổng Quantrimang** 1/8/23  
↵ di động

**Boss Tổng Quantrimang** 1/8/23  
↵ di động

**Boss Tổng Quantrimang** 3/2

Cuộc gọi

Danh bạ

Bàn phím



To switch back to the classic calling interface, it's very simple in the Phone app interface on iPhone, you will need to tap on **the 3 dashes icon** in the top right corner. Then tap on **the Classic interface** to do it.

16:28

95

Sửa

2

The screenshot shows an iPhone call log interface. At the top, there is a 'Sửa' (Edit) button and a notification badge with the number '2'. Below this, a list of call entries is visible, including contacts like 'om', 'Hoàn', and 'Boss Tổng Quantrimang'. A red arrow points to the 'Cổ điển' (Classic) filter icon, which is currently selected. Other filter options include 'Hợp nhất' (Unified), 'Cuộc gọi' (Calls), 'Gọi nhớ' (Missed calls), 'Thư thoại' (Voice mail), and 'Cuộc gọi lạ (2)' (Unknown callers (2)). At the bottom, there is a 'Quản lý bộ lọc' (Manage filters) option. The bottom dock contains icons for 'Cuộc gọi' (Calls), 'Danh bạ' (Contacts), 'Bàn phím' (Keyboard), and a search icon.

Quantrimang

Boss Tổng Quantrimang

Boss Tổng Quantrimang

Boss Tổng Quantrimang

Cuộc gọi

Danh bạ

Bàn phím

As a result, you'll see the classic Phone app interface on your iPhone return with the familiar call management items as before, the Calls tab will disappear, and you'll see the Favorites, Recents, and Voicemail options return, along with the Contacts and Keypad options.

16:28

95








Sửa

Tất cả

Gọi nhớ

2

# Gần đây

-  **om** cloud.c 25/7/25 ⓘ  
➤ FaceTime video
-  **Hoàng Minh** 15/4/24 ⓘ  
➤ Messenger âm thanh
-  **Boss Tổng Quantrimang** 23/8/23 ⓘ  
➤ FaceTime video (3)
-  **Boss Tổng Quantrimang** 23/8/23 ⓘ  
➤ FaceTime âm thanh (3)
-  **Boss Tổng Quantrimang** 1/8/23 ⓘ  
↵ FaceTime âm thanh (2)
-  **Boss Tổng Quantrimang** 1/8/23 ⓘ  
↵ di động
-  **Boss Tổng Quantrimang** 1/8/23 ⓘ



Mục ưa thích



Gần đây



Danh bạ



Bàn phím



Thư thoại

You can easily find missed calls on iOS 26 without having to do much.

You finished reading the article "**How to Restore the Classic Look of Your iPhone**" edited by the [TipsMake](#) team. We hope this article has provided you with many useful tech tips and tricks. You can search for similar articles on tips and guides. Thank you for reading and for following us regularly.

---