

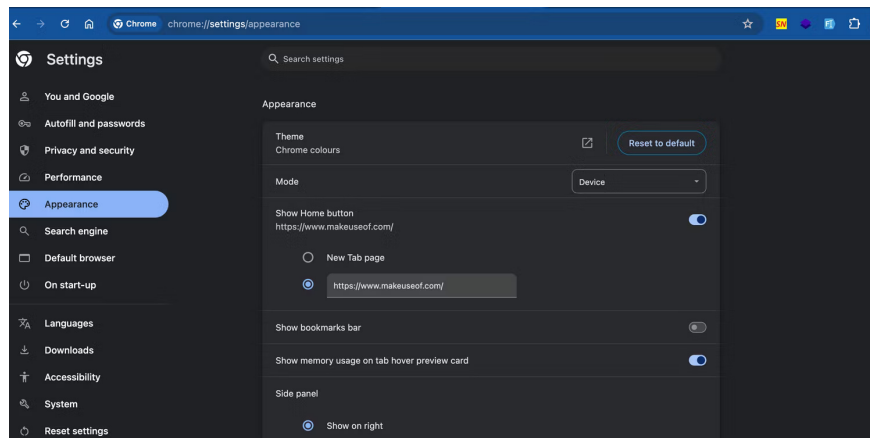
How to restore lost homepage on any browser

Have you lost your browser homepage and want to get it back? If so, here's how to restore the browser homepage in all four major browsers (Chrome, Firefox, Edge and Safari) on your desktop or laptop.

How to restore lost homepage on Google Chrome

To restore homepage in Chrome, follow these steps:

1. Navigate to **chrome://settings/**.
2. From the left menu, select **Appearance** .
3. Turn on **the Show Home button** setting .
4. Select **the Custom** option .
5. In the **Enter custom web address** field , enter the URL of the website you want to use as your homepage.

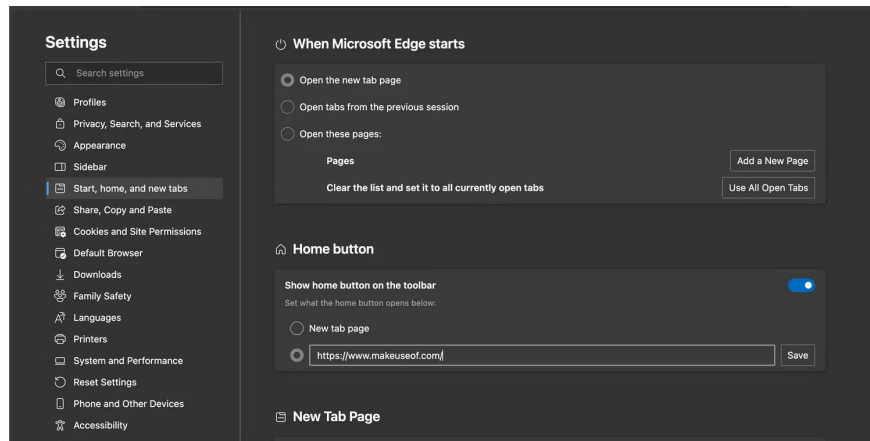


Google Chrome displays the **Home** button to the left of the address bar. There are also many other fixes if your Chrome toolbar is missing.

How to restore lost homepage on Microsoft Edge

If using Microsoft Edge, follow these steps to restore your lost homepage:

1. Navigate to **edge://settings/startHomeNTP**.
2. In the **Home button** section , enable **the Show home button on the toolbar** option .
3. Next, select the second checkbox button next to the **Enter URL** field .
4. From here, enter the website URL you want to use as your homepage.
5. Click **Save** .

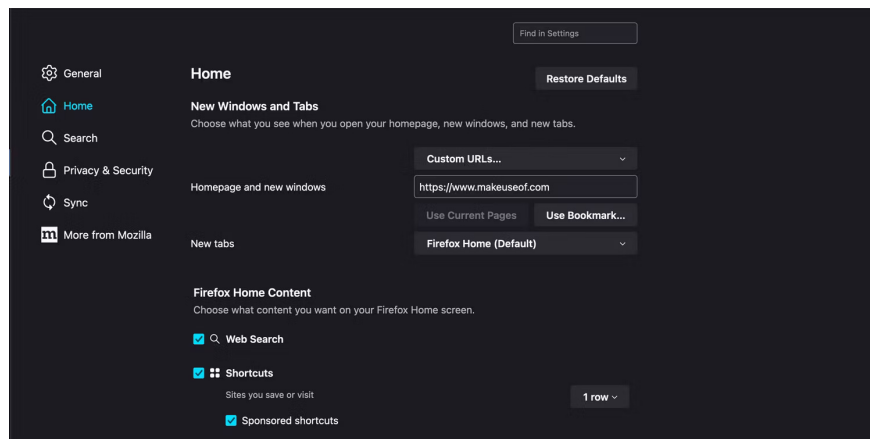


Now you can click the homepage icon to the left of the address bar to access your homepage.

How to restore lost homepage on Mozilla Firefox

In Mozilla Firefox, you can recover your lost homepage by following these steps:

1. Navigate to **about:preferences**.
2. In the left sidebar, select the **Home** section .
3. Expand the drop-down menu next to **Homepage and new windows** and select **Custom URLs** .
4. In the **Paste a URL** field , enter the URL of the website you want to use as your homepage.
5. Close the **Preferences** page when finished.



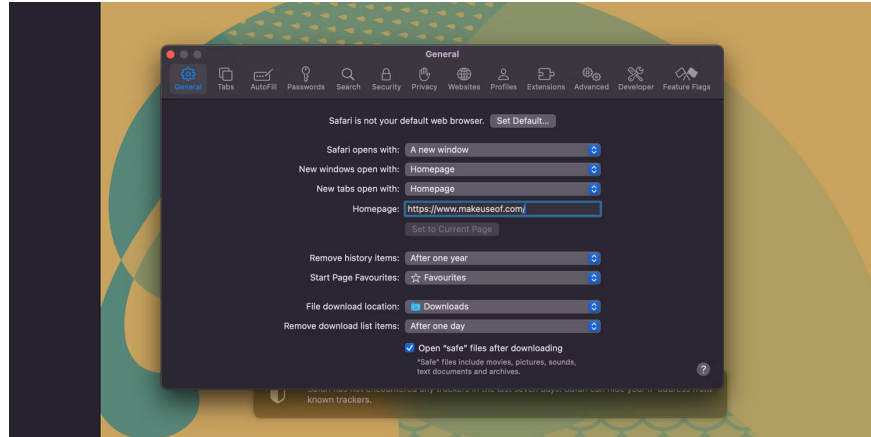
Firefox automatically saves changes so you don't need to do this manually. Clicking the homepage icon to the left of the address bar will take you to the set up URL.

How to restore lost homepage on Safari

If you're using Apple Safari, follow these steps:

1. Click Safari in the menu bar and select **Settings** .
2. Select **General** to open the **General** tab if you're not taken there directly.
3. In the **Homepage** field , enter the URL of the website you want to use as your homepage.

4. Make sure to set both **New windows open with** and **New tabs open with to the Homepage** setting .



Tip : If you want to use the page you're currently viewing as your homepage, click **Set to Current Page** .

If you're a fan of Apple's browser, here are other Safari settings you should adjust for a better browsing experience.

Many of us have a favorite website we like to see when we open our browser. Whether the homepage is set to a search engine or a news site, it's always helpful to open the browser to that page by default.

You finished reading the article "**How to restore lost homepage on any browser**" edited by the [TipsMake](#) team. We hope this article has provided you with many useful tech tips and tricks. You can search for similar articles on tips and guides. Thank you for reading and for following us regularly.