

How to restart iPhone on iOS 11 when not using the power button

In the case of the power button, whose official name is the Sleep / Wake button on the iPhone is broken, how do I restart the device? There is a hidden setting on iOS 11 that lets you do that with just a few simple steps.

The new iOS 11 update provides a software-based solution to turn off the iPhone in the case of the power button, whose official name is the Sleep / Wake button on all iPhone models except the iPhone X is broken. In addition, there is a hidden setting that allows the device to be started immediately.

This hidden reboot feature is extremely easy to access, giving you a convenient new option to reboot the device without having to rely on the power button.

1. How to disable Touch ID and Face ID on iOS 11 to enhance security

First, you need to turn on AssistiveTouch, go to the **General** section in **Settings** . From there, click **Accessibility** , select **AssistiveTouch** , then tap the button to turn on the virtual Home button.

No SIM



3:15 PM

49%

[Settings](#)

General

About >

Software Update >

AirDrop >

Handoff >

CarPlay >

Accessibility >

iPhone Storage >

Background App Refresh >

Restrictions Off >

No SIM



3:15 PM

49%

[General](#)

Accessibility

Reduce Motion Off >

On/Off Labels

INTERACTION

Switch Control Off >

AssistiveTouch Off >

Touch Accommodations Off >

Home Button >

Siri >

Reachability On >

3D Touch On >

Keyboard >

Shake to Undo On >

[Accessibility](#) AssistiveTouch

AssistiveTouch



AssistiveTouch allows you to use your iPhone if you have difficulty touching the screen or if you require an adaptive accessory.

Customize Top Level Menu... >

Idle Opacity

40% >

CUSTOM GESTURES

Create New Gesture... >

Custom gestures allow you to record gestures that can be activated from Custom in the Menu.

Now, AssistiveTouch has been activated, just click on it to open its own window. From there, click on **Device** , then select **More** . You can now restart your iPhone by clicking the **Restart** button.

No SIM

3:16 PM


49%



Calendar




Maps



Utilities



Weather



Notifications

Custom

Device

Siri

Home

Control Center



No SIM

3:16 PM

49%



Calendar




Maps



Utilities



Weather



Messages



Settings



eBay

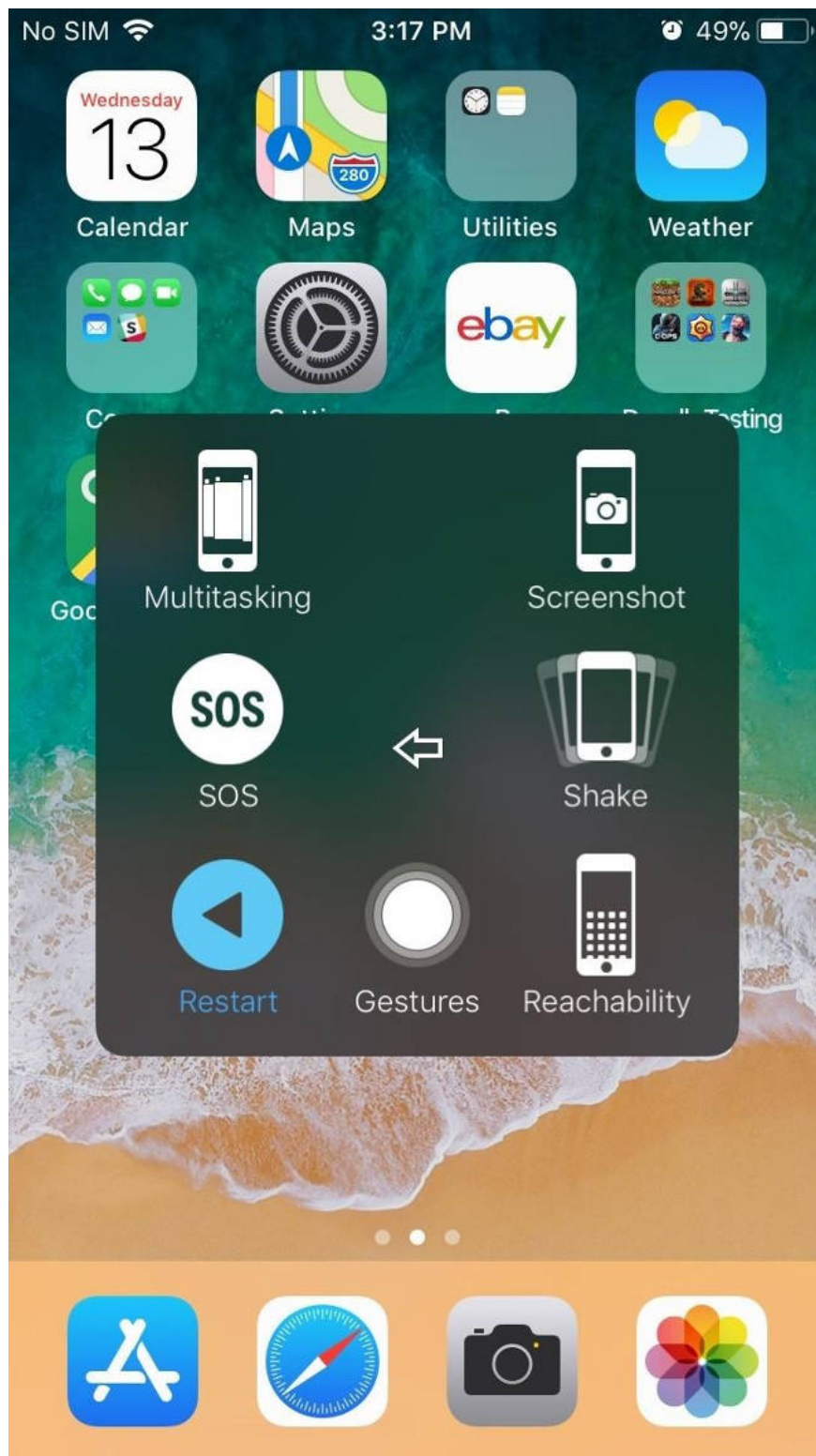


App Store

Control Center overlay with the following options:

- Lock Screen (padlock icon)
- Rotate Screen (refresh icon)
- Volume Up (speaker icon with three sound waves)
- Mute (bell icon with a diagonal slash)
- Volume Down (speaker icon with one sound wave)
- More (three blue dots)





I wish you all success!

See more:

1. How to download free music for iTunes and iPhone
2. Tips to help you master iPhone X
3. How to uninstall apps on iPhone, iPad?

You finished reading the article "**How to restart iPhone on iOS 11 when not using the power button**" edited by the [TipsMake](#) team. We hope this article has provided you with many useful tech tips and tricks. You can search for similar articles on tips and guides. Thank you for reading and for following us regularly.
