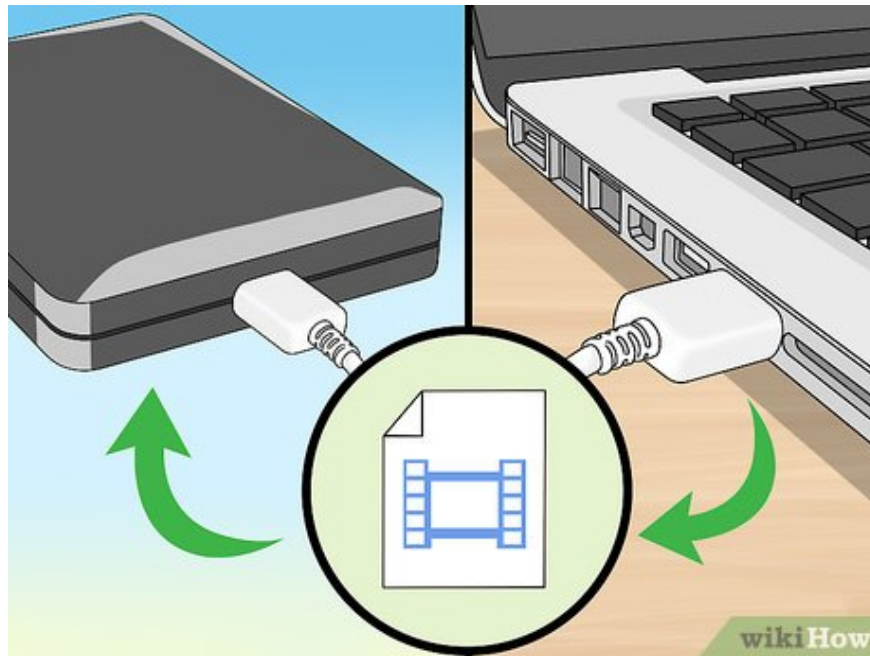


How to Reset Toshiba Laptop

Resetting a Toshiba laptop (or laptop) is a useful solution in case you want to restore the computer to factory settings and erase all data. Although Toshiba laptops do not come with recovery discs, you can reset them at any time using the recovery partition on your computer.

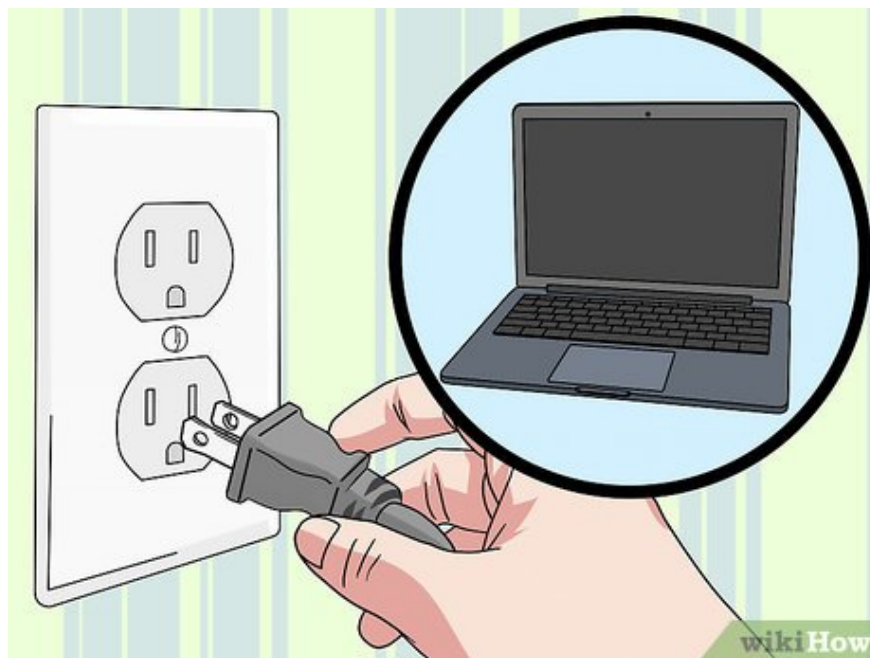
Windows 8



Back up all personal data to a USB drive or cloud storage service before resetting your Toshiba laptop. The reset process will erase all personal data on the computer.



Power off the laptop and disconnect all peripheral devices such as mouse and USB.



Connect the Toshiba laptop to the power source.



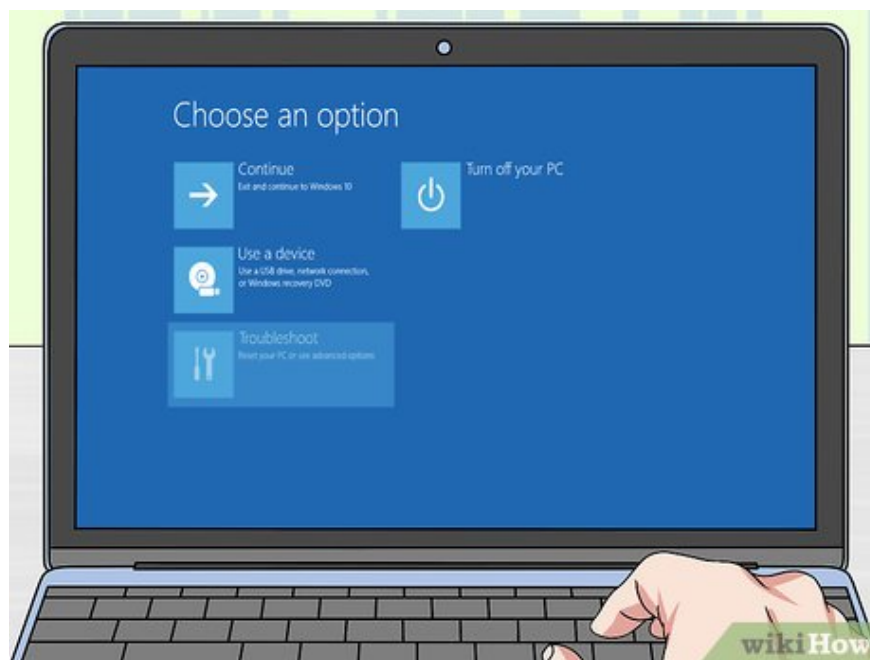
Turn on the laptop and continuously press the F12 key until the Boot Menu screen appears.



Use the arrow keys to navigate to 'HDD Recovery'.

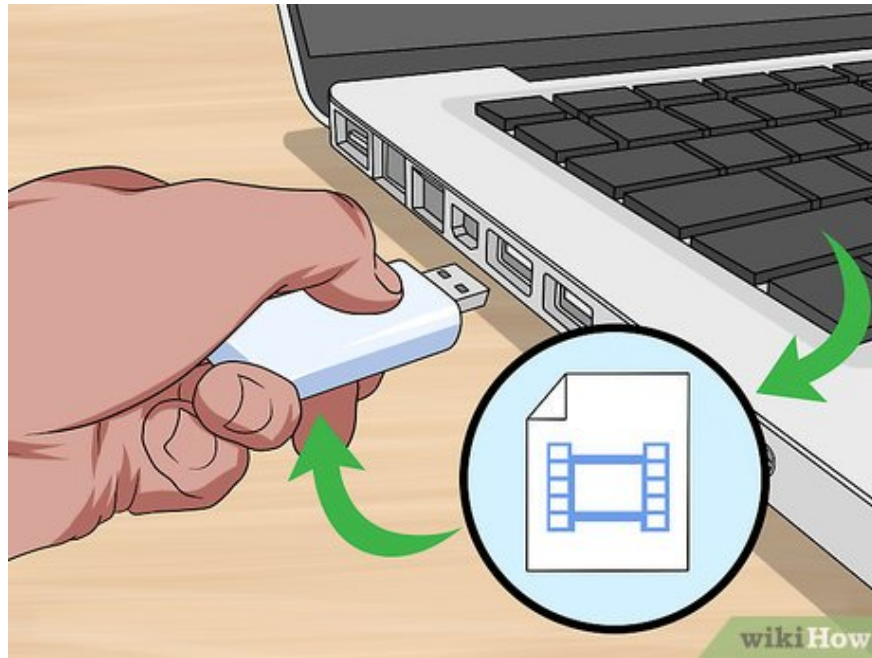


Press the 'Enter' key. The Advanced Startup menu will appear on the screen.




Click 'Troubleshoot' then select 'Reset'. The reset process will last from 15 minutes to 2 hours. When completed, the laptop will reboot and display the initial welcome screen.

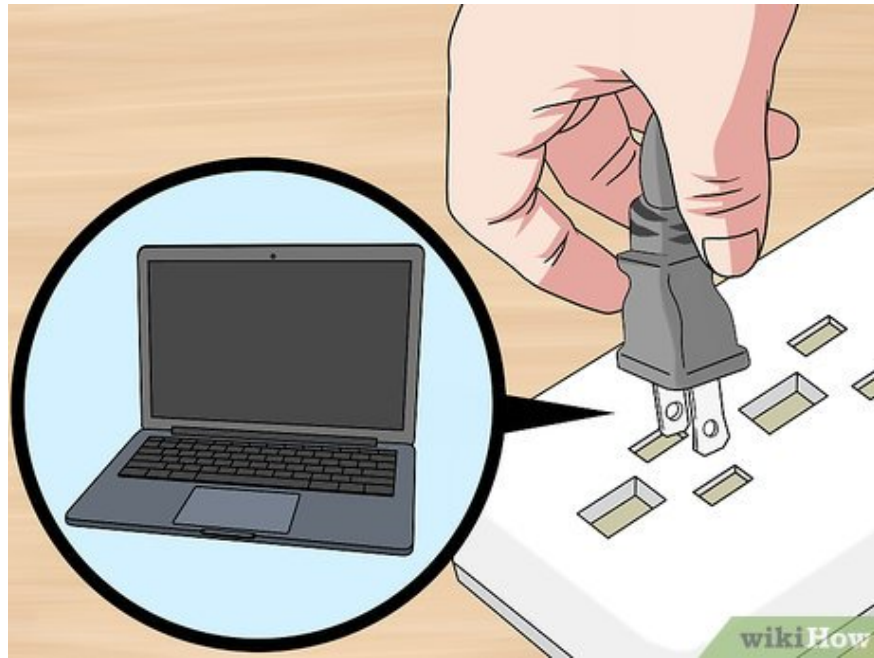
Windows 7 / Windows Vista / Windows XP



Back up all personal data to a USB drive or cloud storage service before resetting your Toshiba laptop. The reset process will erase all personal data on the computer.



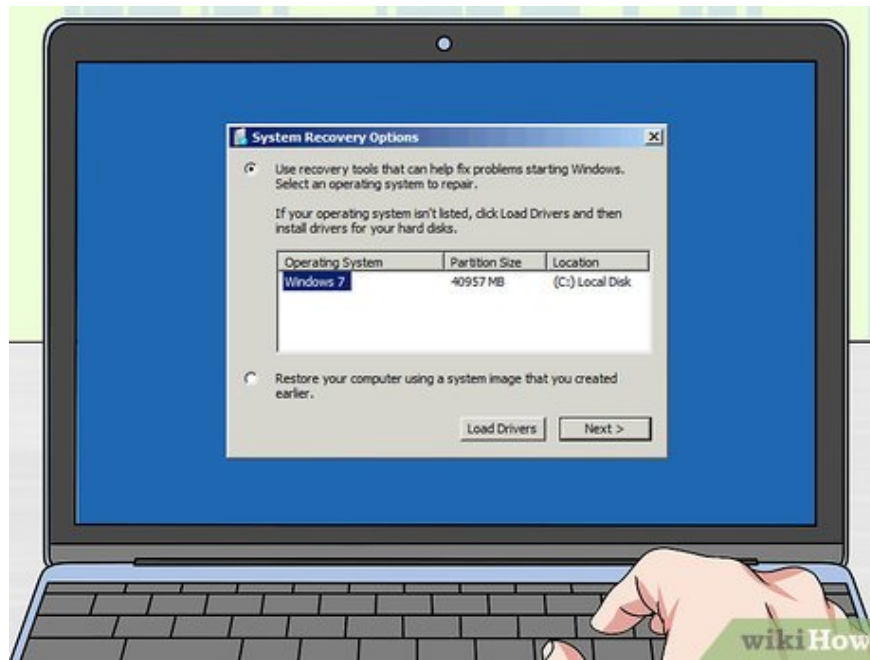
Power off the laptop and disconnect all peripheral devices such as mouse, additional monitor, USB.



Connect the Toshiba laptop to the power source.



At the same time, hold down the '0' key and the laptop's power button.



Release the '0' key when the recovery warning appears on the screen.



Select the operating system applicable to Toshiba laptops. For example, if the laptop runs the Windows 7 operating system, select 'Windows 7'.



Follow the remaining instructions that appear on the screen to complete the laptop reset process. The reset process can take from 15 minutes to 2 hours. When completed, the laptop will reboot and display the initial welcome screen.

You finished reading the article "**How to Reset Toshiba Laptop**" edited by the [TipsMake](#) team. We hope this article has provided you with many useful tech tips and tricks. You can search for similar articles on tips and guides. Thank you for reading and for following us regularly.