

How to reopen many tabs on Google Chrome

Tab Keeper utility will reopen a series of tabs that have been turned off on Chrome.

The browser has a shortcut to reopen the closed tab, but only applies to normal browsing mode and only reopens a previously closed tab only. With the Tab Keeper utility on Chrome browser, users can reopen multiple tabs at once even with incognito mode.

The utility has the option of saving web pages that users want to review in a separate manager. And when you want to review it, just click on the website saved in the list. The following article will guide you how to reopen closed tabs on Chrome.

1. How to group tabs with web pages on Chrome
2. How to set up website opening time on Chrome
3. How to hide tabs for later viewing on Chrome

Instructions to reopen the tab on Google Chrome

Step 1:

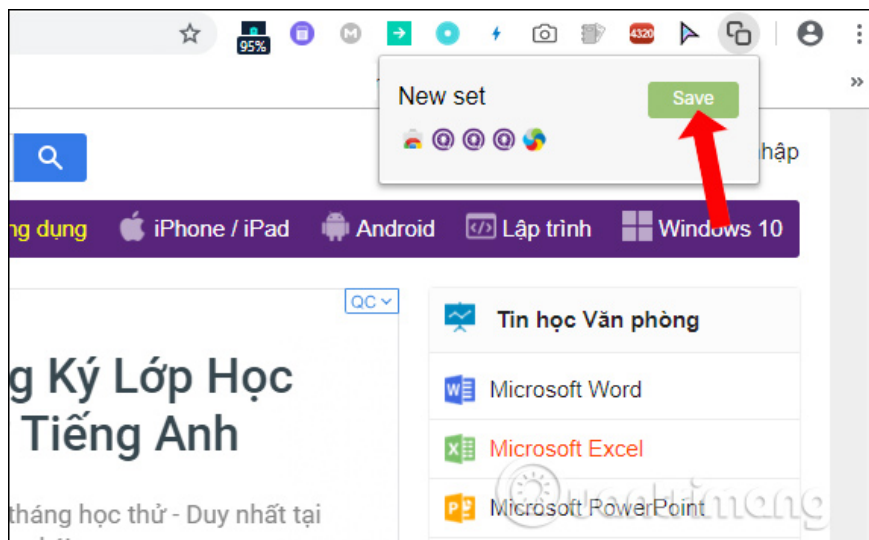
Users click on the link below to install the Tab Keeper utility on Chrome browser. If you want to use the utility on anonymous browsing mode, you need to enable it in the browser management section.

1. Download the Chrome Tab Keeper utility

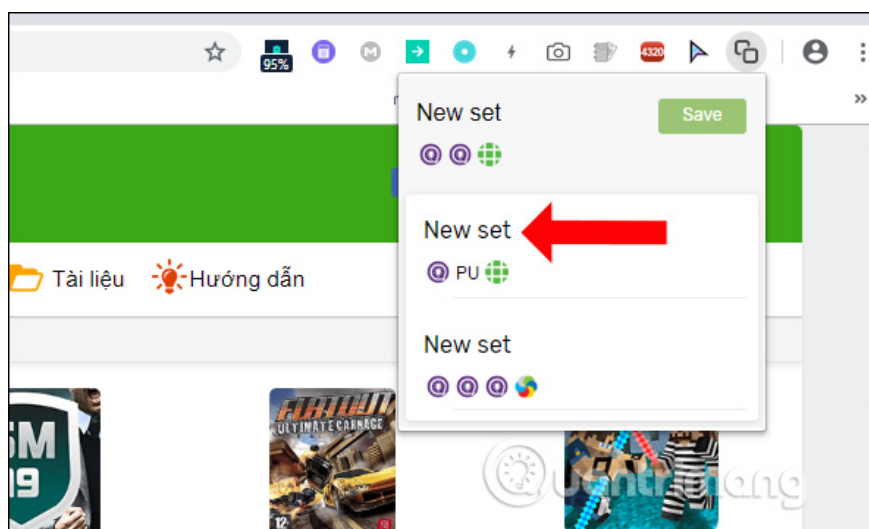


Step 2:

To save any tab to the Keeper Tab, users click on the widget icon on the toolbar. Then the icon of the web page opened on the Chrome browser will display. We **click Save** to save these web pages.

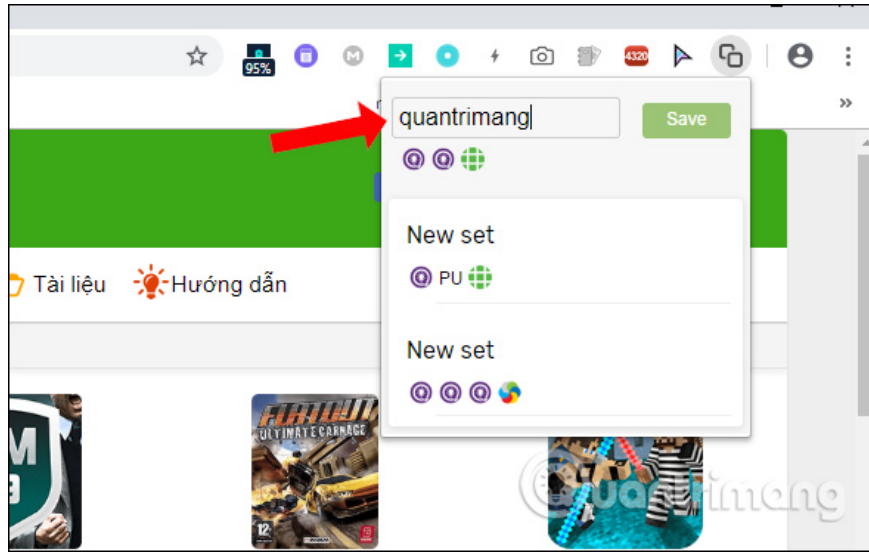


Users continue to work with other sessions to open tabs on Chrome. Web pages are saved under the section named New set.

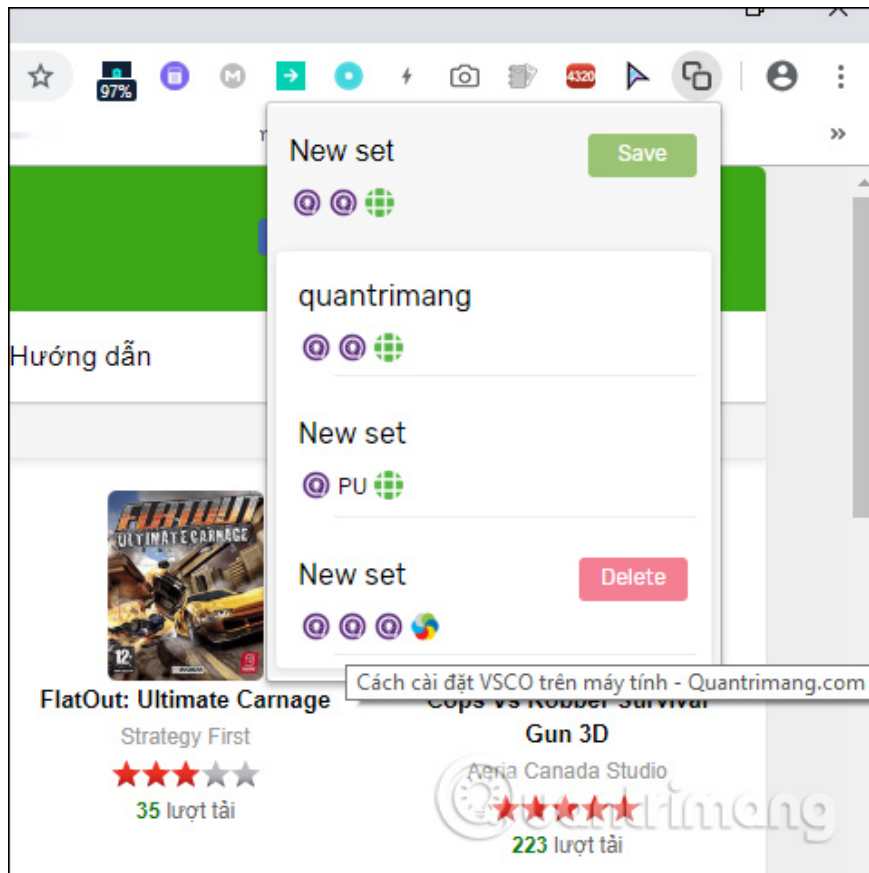


Step 3:

To rename the saved item, you need to click New set and **give the group a new name** . Then the new user clicks the Save button to save the website. Users should name separate saved groups for easy management and quick reopening when needed.

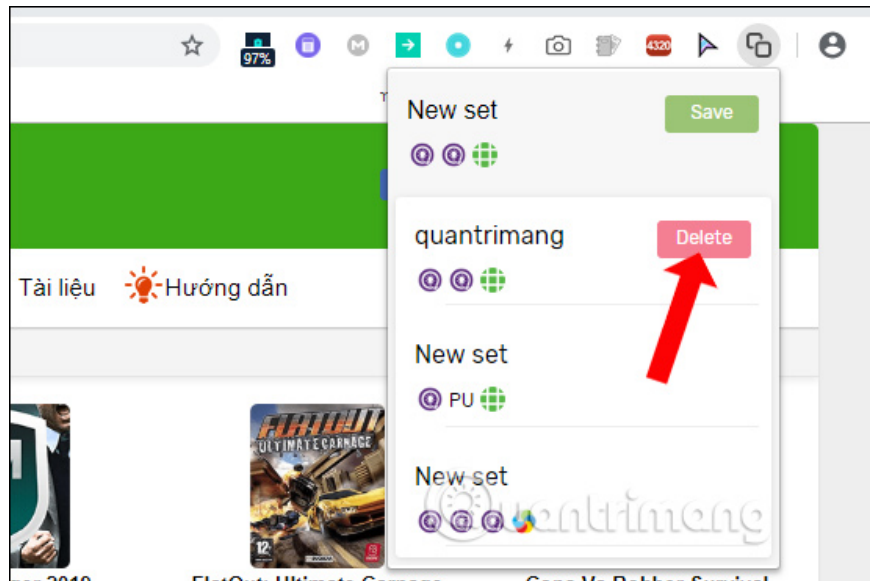


Or we can rely on the name when hovering on each website icon in the interface of the gadget.



Step 4:

So users want to reopen groups of website tabs just click on the list Tab Keeper is okay. If you want to delete any group of websites, click **the Delete button** to trim the list of web pages.



Although the utility also saves web pages as a bookmark feature on the browser, the save list of the utility is much cleaner. The tabs are saved as a group and only display the website icon. You can use Tab Keeper on both anonymous browsing and regular mode on Chrome.

See more:

1. How to create custom shortcuts for extensions on the Chrome browser
2. Speed up loading web pages in Chrome with Fastr extension
3. How to speed up Internet connection with cFosSpeed

I wish you all success!

You finished reading the article "**How to reopen many tabs on Google Chrome**" edited by the [TipsMake](#) team. We hope this article has provided you with many useful tech tips and tricks. You can search for similar articles on tips and guides. Thank you for reading and for following us regularly.