

How to rename characters in Auto Chess Mobile for free

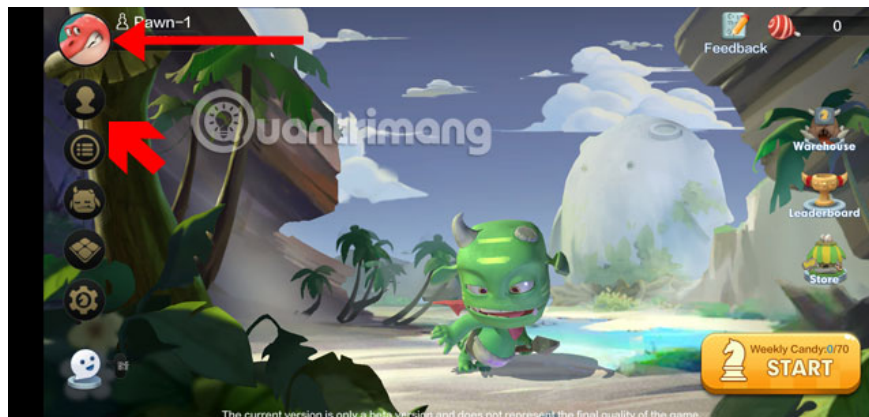
With this tip you will rename Auto Chess Mobile's free character

Auto Chess Mobile allows players to create character names right from the start of the game, in addition to changing the character name also changes in game settings. If you feel bored with your original name, change it to another name by changing the name of Auto Chess Mobile in this post.

1. How to register an Auto Chess Mobile account without a phone number
2. Instructions for playing Auto Chess Mobile for newbies
3. Top 4 games like Dota Auto Chess on the phone

Guide to renaming Auto Chess Mobile characters

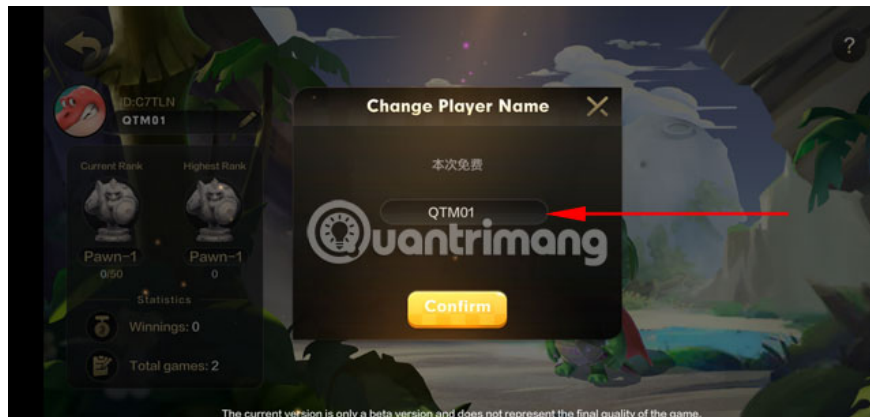
First in the main interface, click on the avatar icon, in the drop-down menu, click on the personal icon.



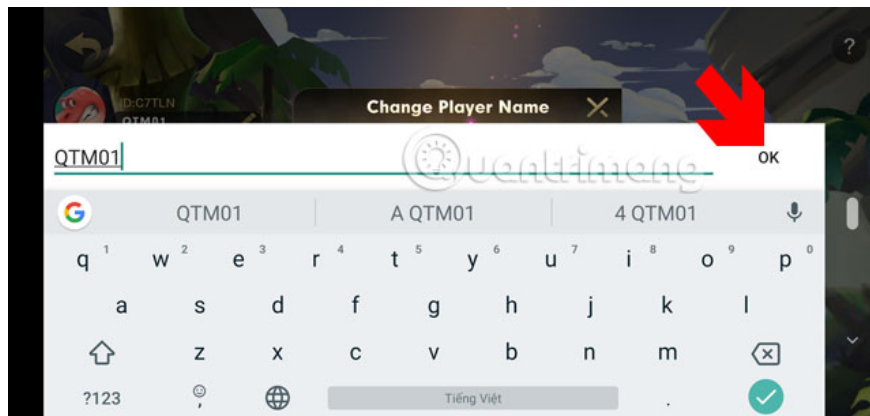
Next, click on the frame showing the character name.



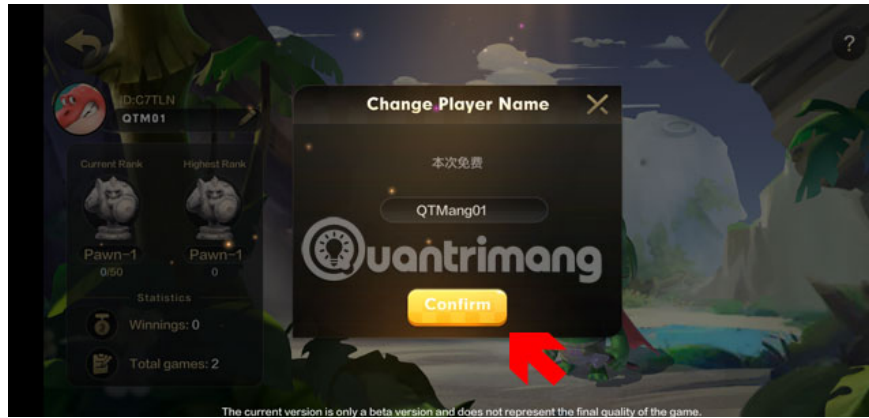
Click next to change the character name box.



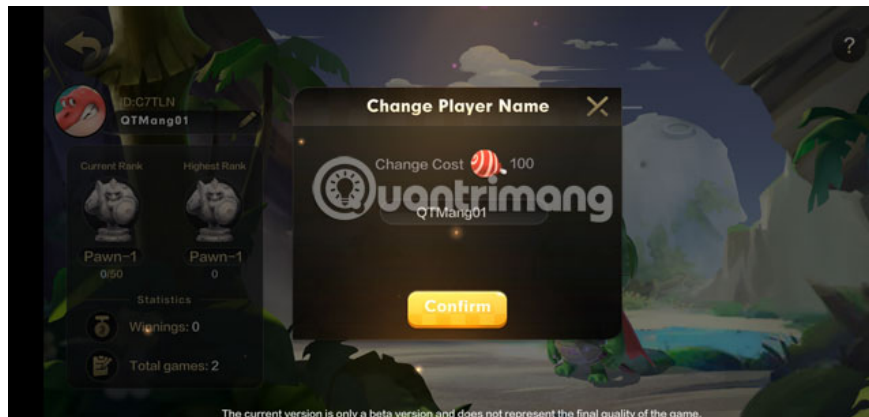
The keyboard appears and now you type the name of the character you want to change and click OK.



After renaming, click **Confirm** below to save the new name.



And the next renaming of Auto Chess Mobile will cost you 100 Candy.



So you can rename the Auto Chess Mobile character after getting fed up with the original name. Of course no publisher allows players to rename their characters for free for fear of gamers abusing this feature. This change of name will change the name, it will involve many problems, including controlling the character and finding friends.

You finished reading the article "[How to rename characters in Auto Chess Mobile for free](#)" edited by the [TipsMake](#) team. We hope this article has provided you with many useful tech tips and tricks. You can search for similar articles on tips and guides. Thank you for reading and for following us regularly.