

How to rename, change your avatar on Viber computer

On the new version of Viber computer, it was allowed to change the display name, change the profile picture right on the computer, without having to do it on the phone.

When you upgrade Viber to the latest version of the computer, we can change the display name and change the avatar quickly. Compared to the past, the user's account will have to be customized in the Viber version on the phone, from the display name to the avatar.

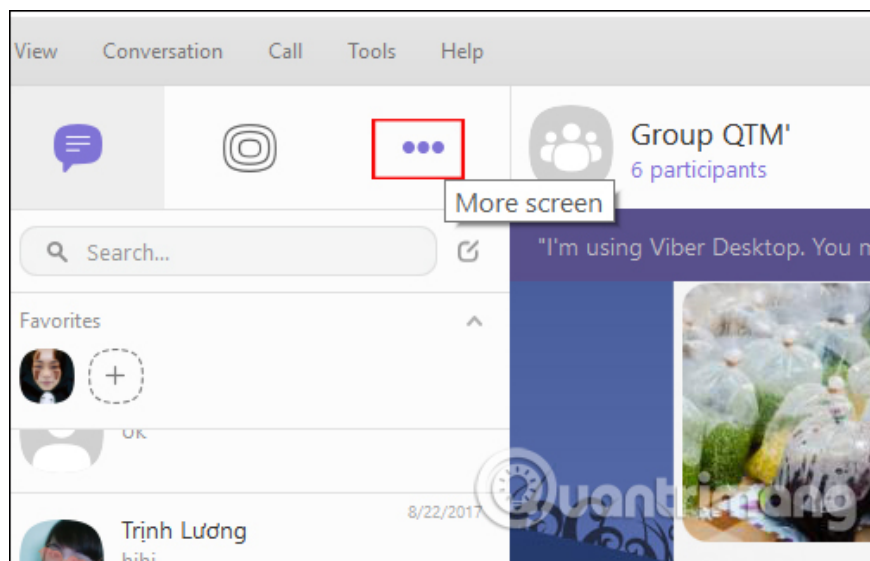
However, with this new version of Viber for PC, you don't need to do it on your phone, but you can change it directly on your computer with a very simple way. The feature to change and upgrade the new Viber version on this computer will help users more convenient during use.

1. Download Viber for computers

How to change the Viber display name on the computer

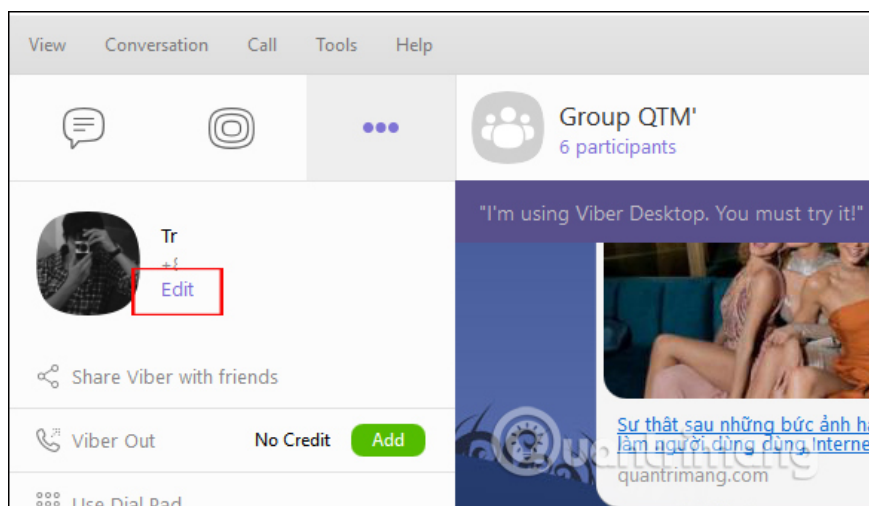
Step 1:

You log in to your personal Viber account on your computer. Then click **the 3 dots icon** as shown below.

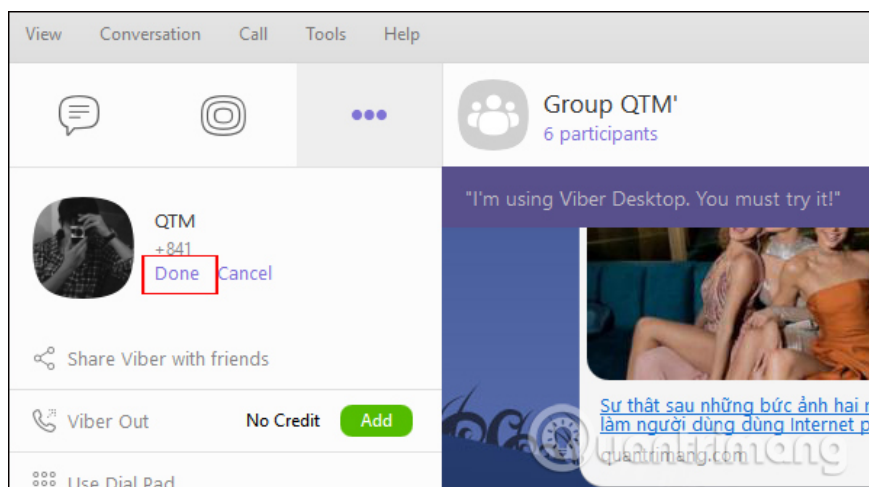


Step 2:

Next you will see the current display name with the phone number. Click on the **word Edit** to edit the display name.



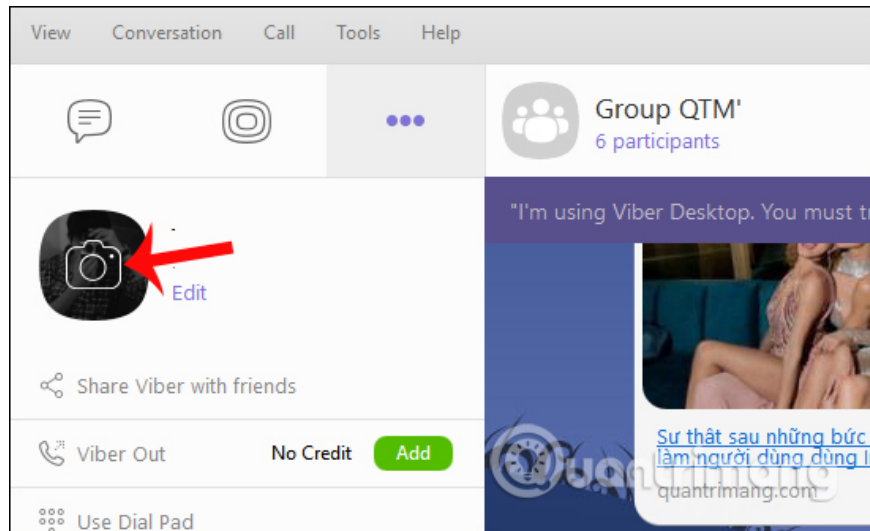
Enter a new name for the account and then **click Done** to save and use this new name.



How to convert avatars, avatar Viber PC photos

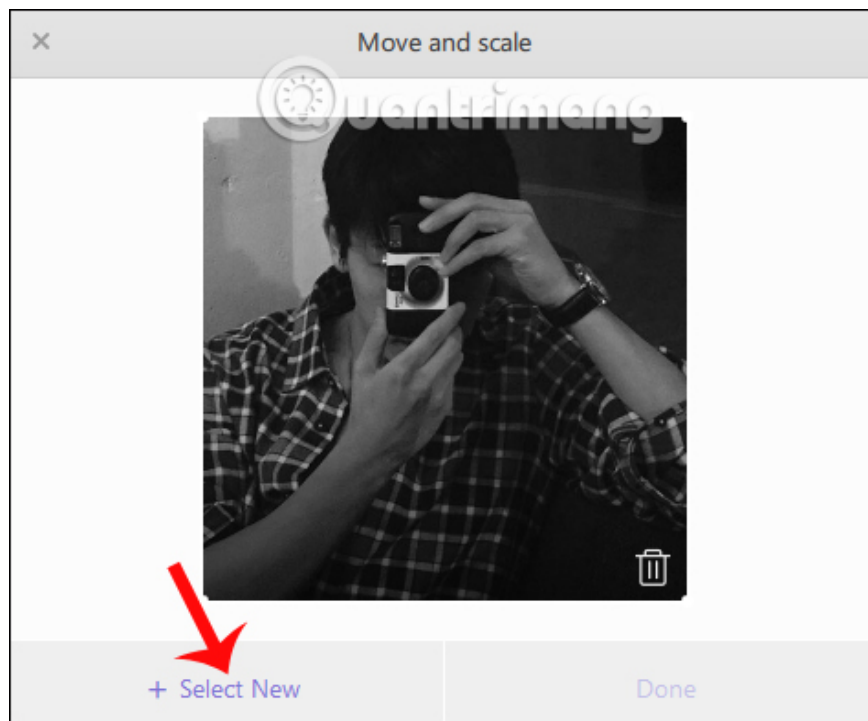
Step 1:

To change your avatar of Viber PC account, you also click on **the 3 dots icon** . Then hover your mouse on the current avatar to bring up **the camera icon** , click on it to change your avatar.



Step 2:

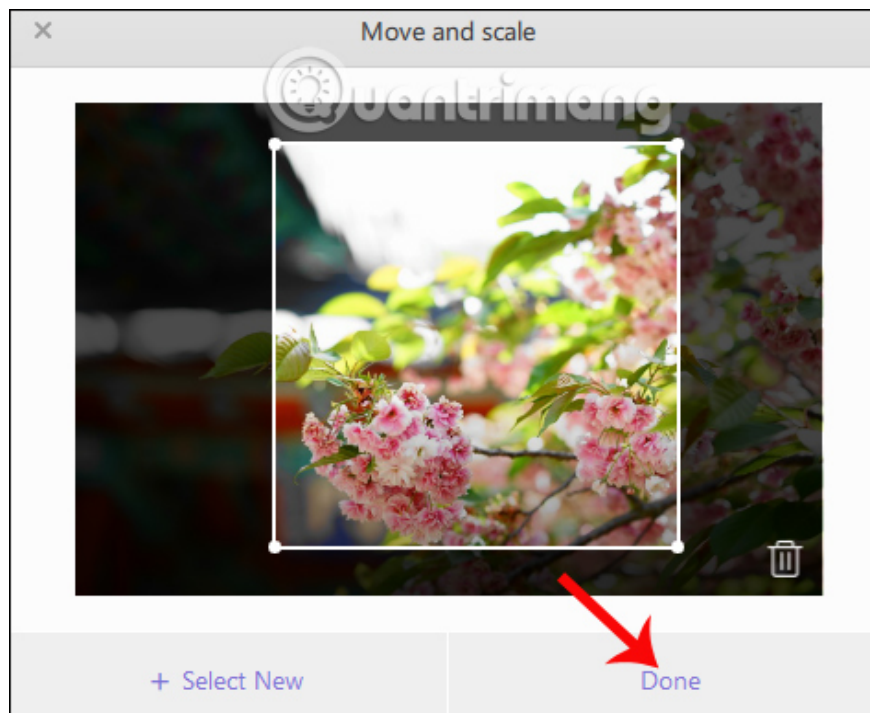
The Move and Scale dialog box appears. Users click **Select New** to select a new avatar. Then, navigate to the computer photo store to upload to Viber as your avatar.



Step 3:

Once you have selected the account image you want to change, we move, stretch or shrink a white square frame to select the image partition you want to cut as the image displayed on Viber. If you want to use another image, click the trash can icon to delete the image.

Finally, **click Done** to save the new avatar for your Viber account.



Thus the image displayed with the Viber account name has been changed right on the computer, with extremely simple steps. We will not need to open Viber on the phone to make change work quite time consuming as before.

I wish you all success!

You finished reading the article "**How to rename, change your avatar on Viber computer**" edited by the [TipsMake](#) team. We hope this article has provided you with many useful tech tips and tricks. You can search for similar articles on tips and guides. Thank you for reading and for following us regularly.