

# How to remove the dock thank iPhone

To remove the dock on iOS devices we can install Fullboard tweaks.

The dock on the iPhone sometimes affects users when it can hide certain content. There are many ways to hide the dock, such as setting the background to blur the dock as in the article [Tips to remove the dock on the iPhone screen](#), or round the dock to reduce the area of the dock thank.

In this article, you will have additional tweaks to Fullboard to hide the entire dock on the jailbroken iPhone screen. This tweak will disable the default dock on iOS devices. The screen on the device is much more extensive, bringing more interesting experiences to users. The following article will guide you how to install Fullboard tweak on iPhone.

1. [How to adjust the dock and show the iPhone multitasking](#)
2. [How to create folders on iPhone Dock](#)
3. [How to adjust the dock and show the iPhone multitasking](#)

## Instructions to hide the dock on iPhone

### Step 1:

Tweak Fullboard is installed on the Heftjohnson repository. Search Cydia or visit the link below to add source to Cydia and then search for tweaks. Tweak operations on iOS 11 and above devices.

1. <https://heftjohnson.github.io/>

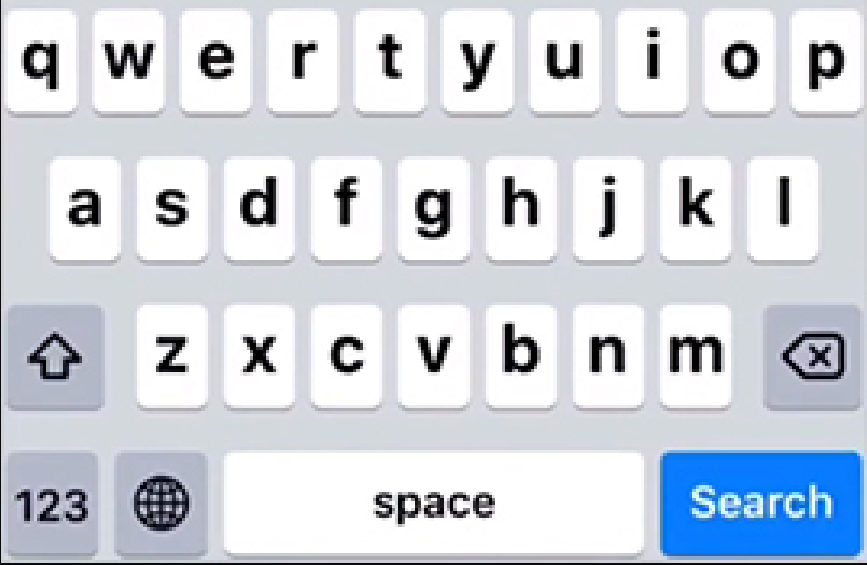
Fullbo ✕ [Cancel](#)




**Fullboard**

heft johnson

Removes the dock from Springboard...





After installation, press **Restart SpringBoard** to reload the device.

# Install

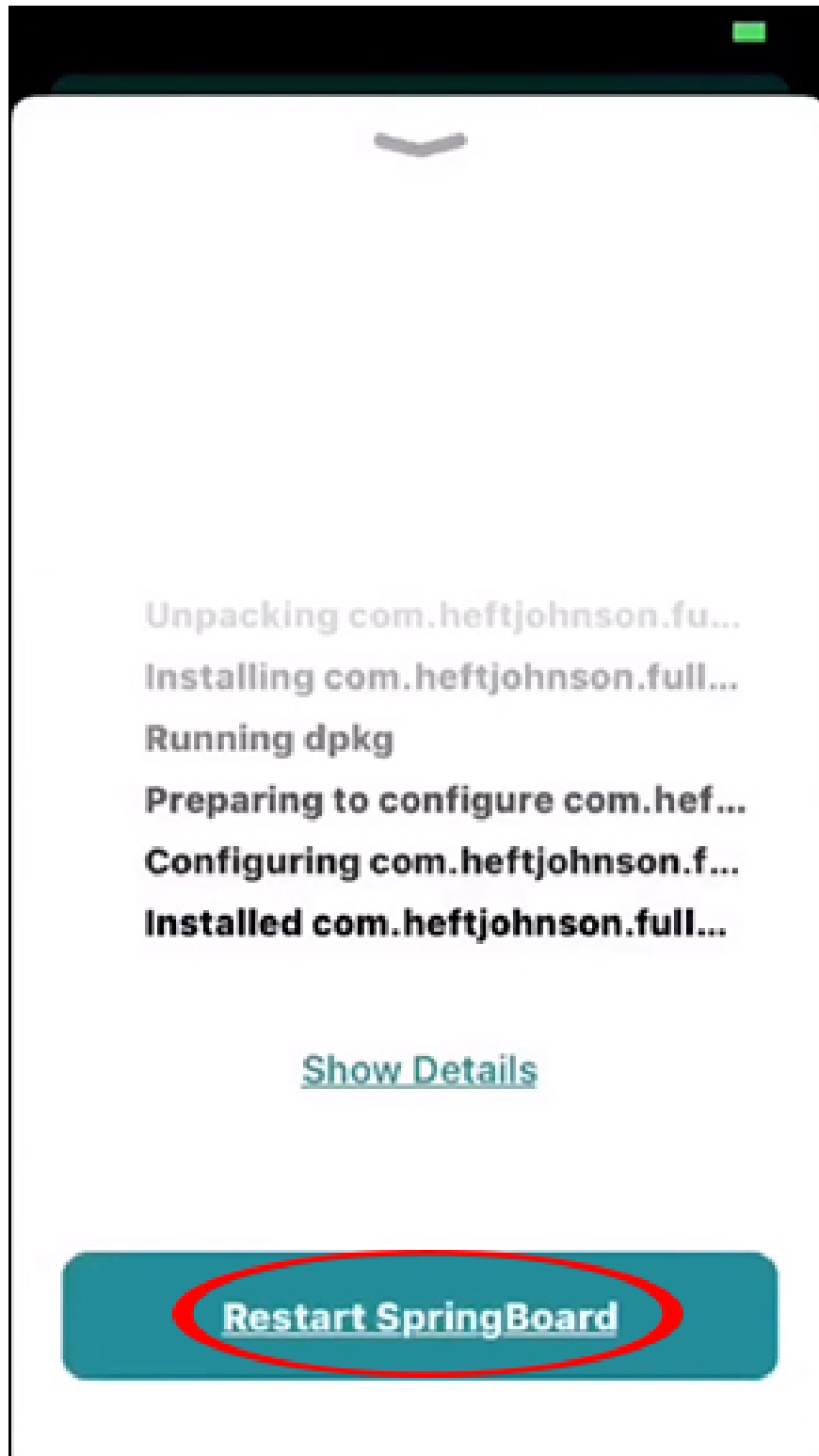


**Fullboard**

Queued

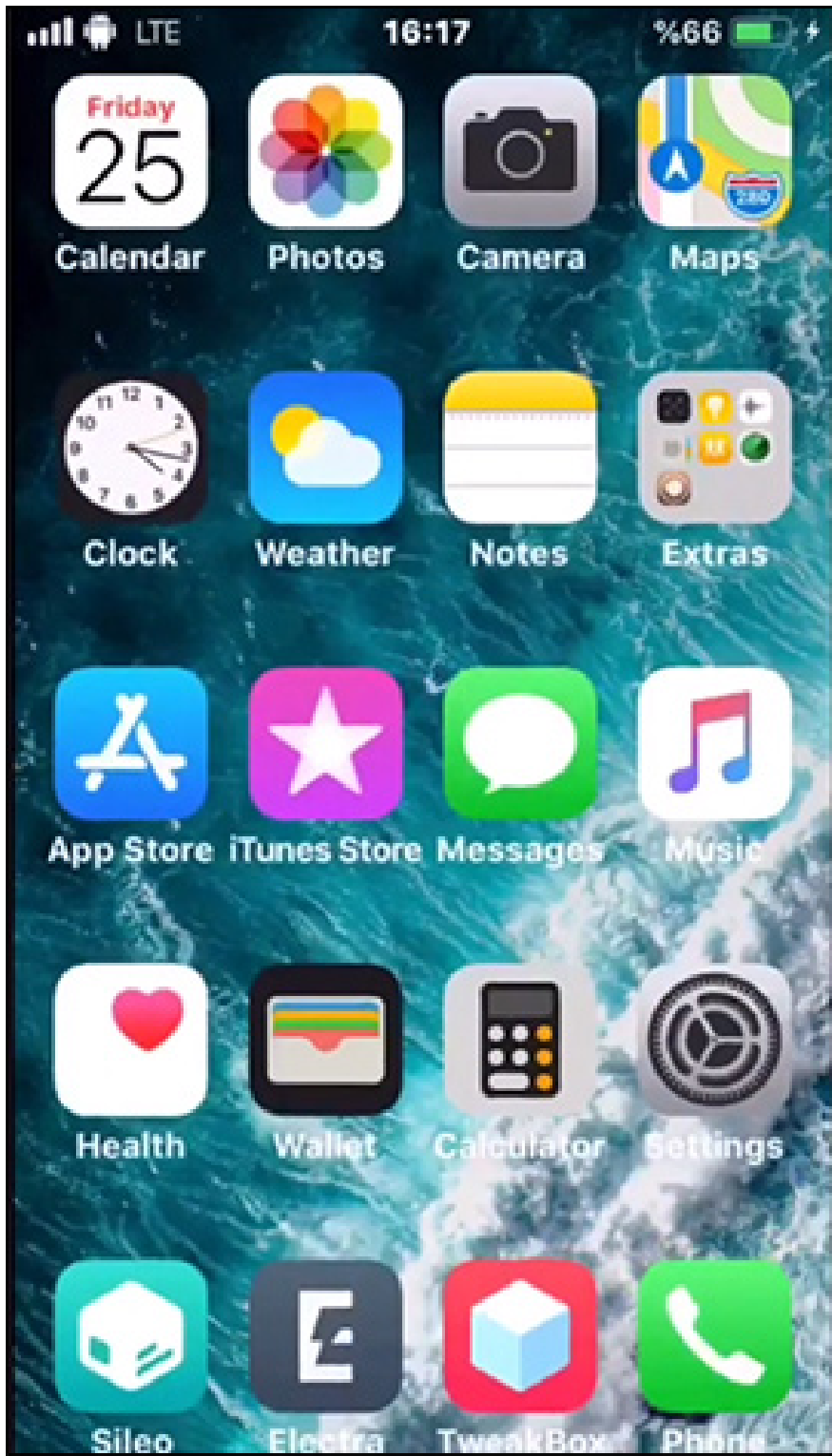
**Confirm**

Clear Queue



**Step 2:**

After installing Fullboard tweak, users do not need to change any settings as other tweaks. The dock on the screen has been hidden even if you open any screen on the device.



Calendar



Photos



Camera



Maps



Clock



Weather



Notes



Extras



App Store



iTunes Store




Messages



Music



Health



Wallet



Calculator



Settings



Sileo



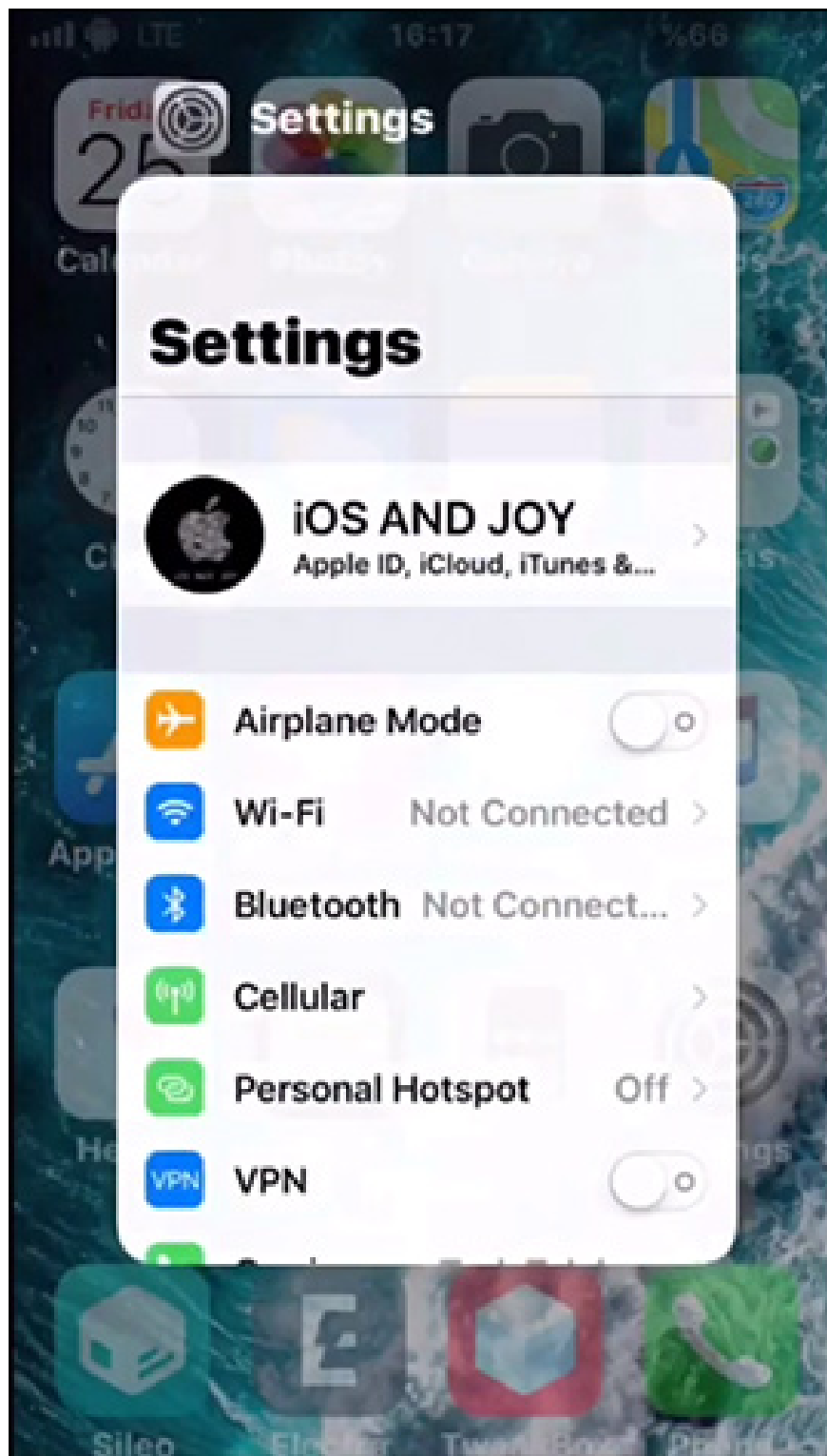
Electra



TweakBox



Phone



Tweak Fullboard brings the iPhone screen wider when hiding the dock on the screen completely. No matter which screen you open on the device, the dock bar is not displayed. Special tweaking Fullboard does not need to change or set any options as other tweaks.

See more:

1. How to customize multitasking process on iPhone

2. The fastest way to open multitasking on iPhone X
3. How to hide iPhone lock screen content

I wish you all success!

You finished reading the article "**How to remove the dock thank iPhone**" edited by the [TipsMake](#) team. We hope this article has provided you with many useful tech tips and tricks. You can search for similar articles on tips and guides. Thank you for reading and for following us regularly.