

How to remove Avast Free Antivirus completely from the computer

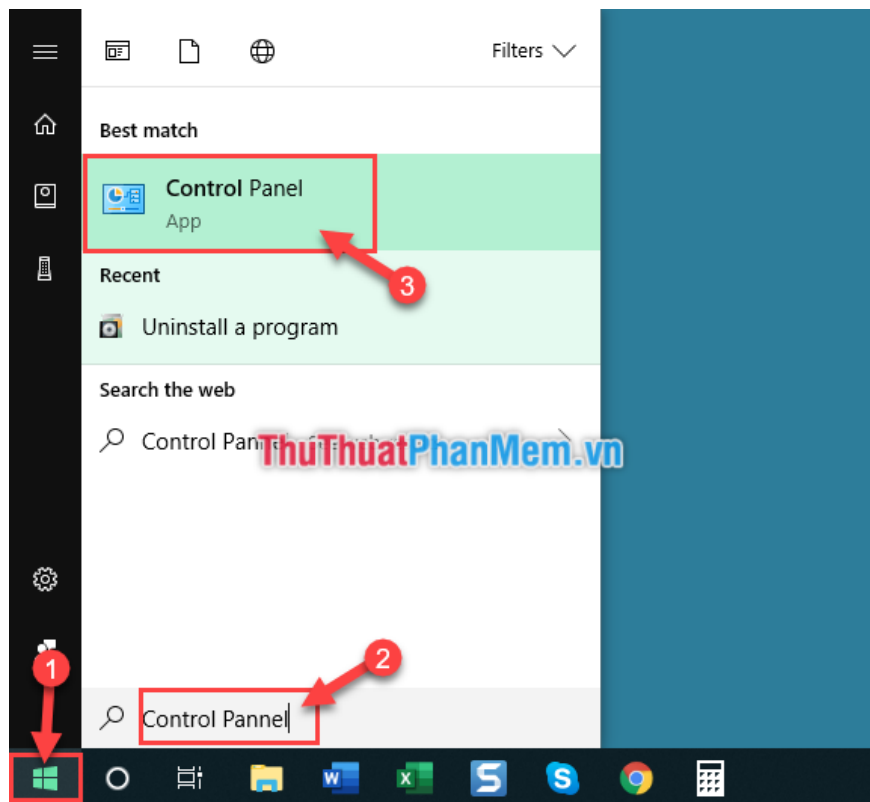
You are trying to remove Avast Free Antivirus software from your computer but do not know how to do it. In this article, TipsMake.com will guide you in detail how to remove Avast from your computer to help the computer work more smoothly. Let's do it!

You are trying to remove Avast Free Antivirus software from your computer but do not know how to do it. In this article, TipsMake.com will guide you in detail how to remove Avast from your computer to help the computer work more smoothly. Let's do it!

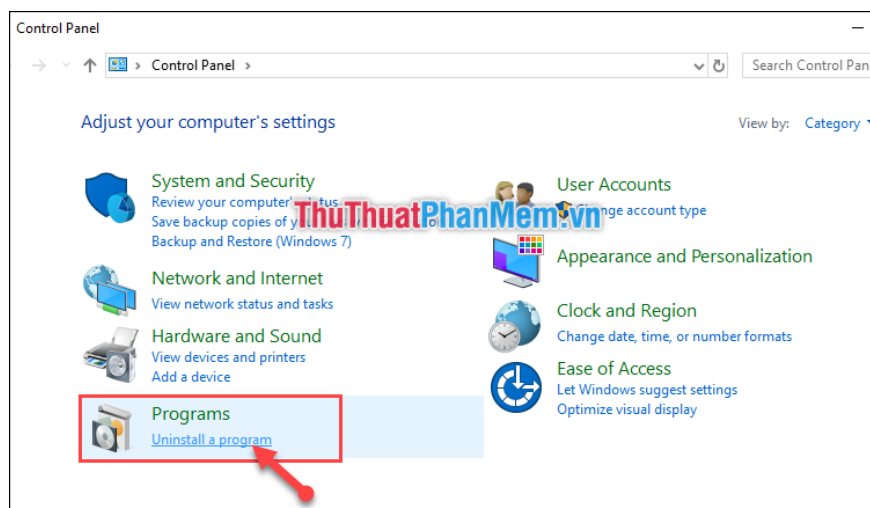


Method 1: Use the Control Panel tool

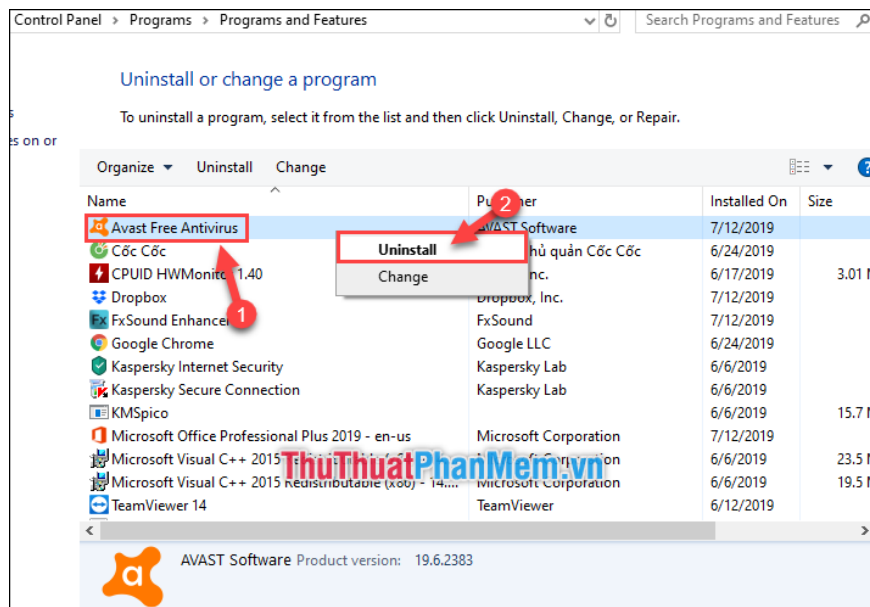
Step 1 : Open the *Start Menu* (1) -> Then type search *Control Panel* (2) -> Then open the *Control Panel* tool (3) .



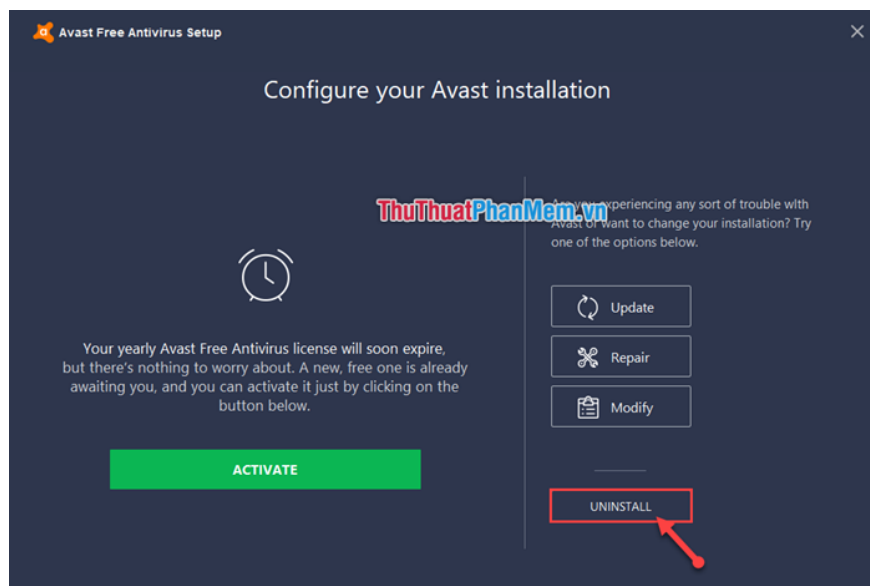
Step 2 : In the **Control Panel** window,select *Uninstall a program* under **Programs** .



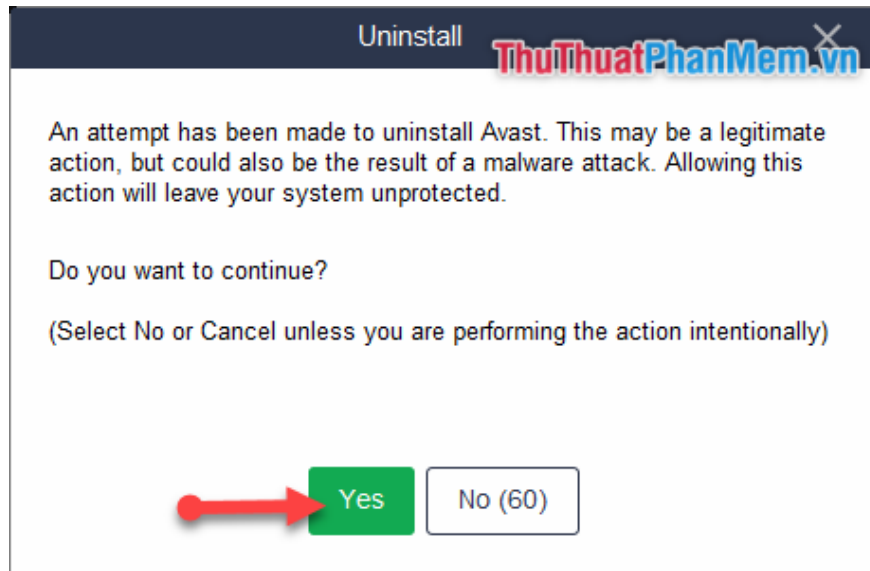
Step 3 : Then you find *Avast Free Antivirus* software and right-click it (1) -> Then select *Uninstall* .



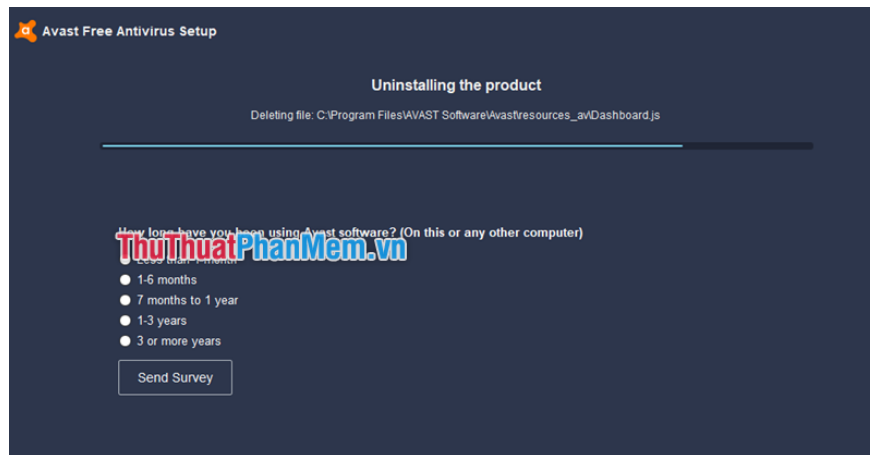
Step 4 : Then, a window of Avast appears, select the *Uninstall* item .



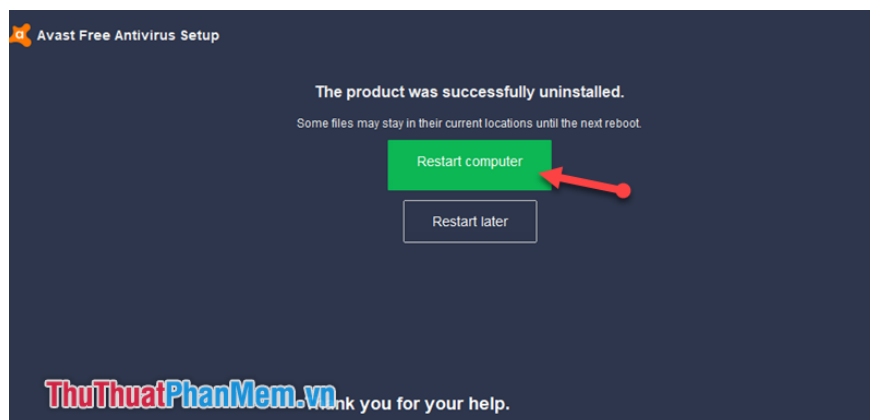
Step 5 : A message displays that you are sure you want to delete Avast from your computer. Please select *Yes* .



Step 6 : It will then take some time to uninstall the Avast software from your computer.



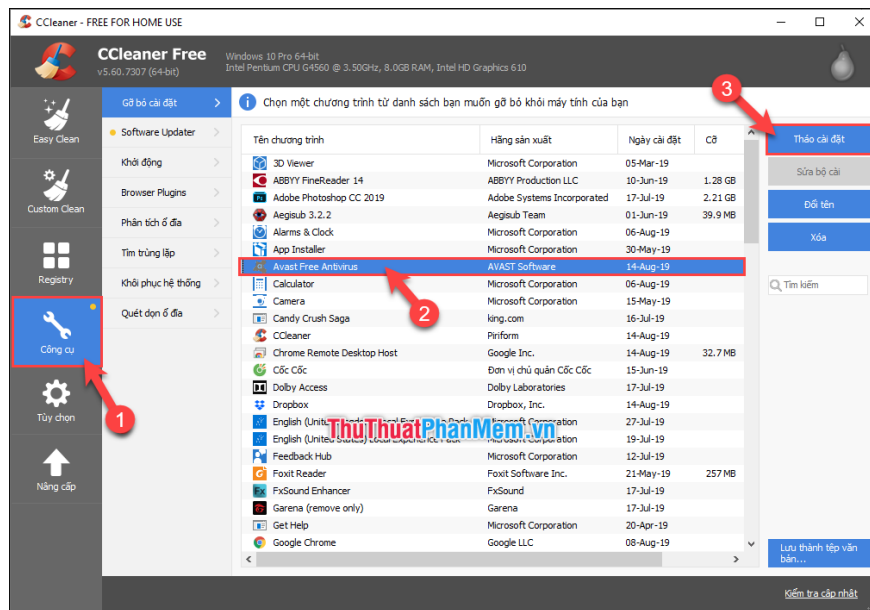
Step 7 : Once the software has been uninstalled. Select **Restart computer** to restart the computer. Avoid the error phenomenon, help the computer work more efficiently.



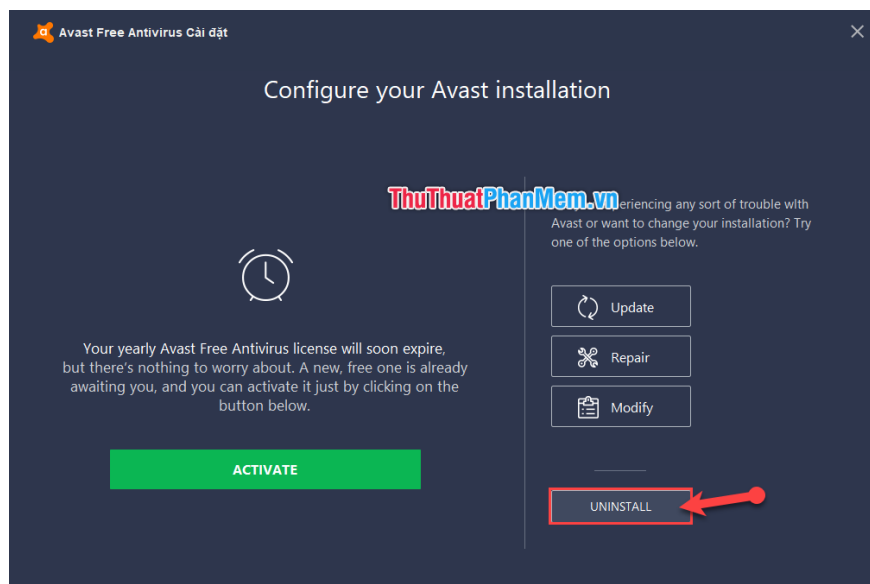
Method 2: Use CCleaner software

For using CCleaner software, you manipulate in turn as follows:

- (1) Select the *Tools section*.
- (2) Search to the *Avast Free Antivirus* application / software .
- (3) Select *Uninstall* .



Then a window from Avast will appear, select Uninstall and then perform the same steps **Method 1** :



Above is how to remove Avast Free Antivirus from your computer that Dexterity Software has guided you. Very simple and easy is not it. Thank you for following the article. I wish you successful implementation!

You finished reading the article "**How to remove Avast Free Antivirus completely from the computer**" edited by the [TipsMake](#) team. We hope this article has provided you with many useful tech tips and tricks. You can search for similar articles on tips and guides. Thank you for reading and for following us regularly.
