


# How to remove ads on extremely effective apps for iOS devices

Unlike other ad blocking tools, it only works when users use Safari, Adblock Mobile can help remove ads on extremely effective apps.

Unlike other ad blocking tools, it only works when users use Safari, Adblock Mobile can help remove ads on extremely effective apps.


The tool to support ad blocking on this iOS device app is already available on the App Store, users can download and use it completely for free under the link below:

1. Best Ad Blocker - best Ad Blocker to block ads

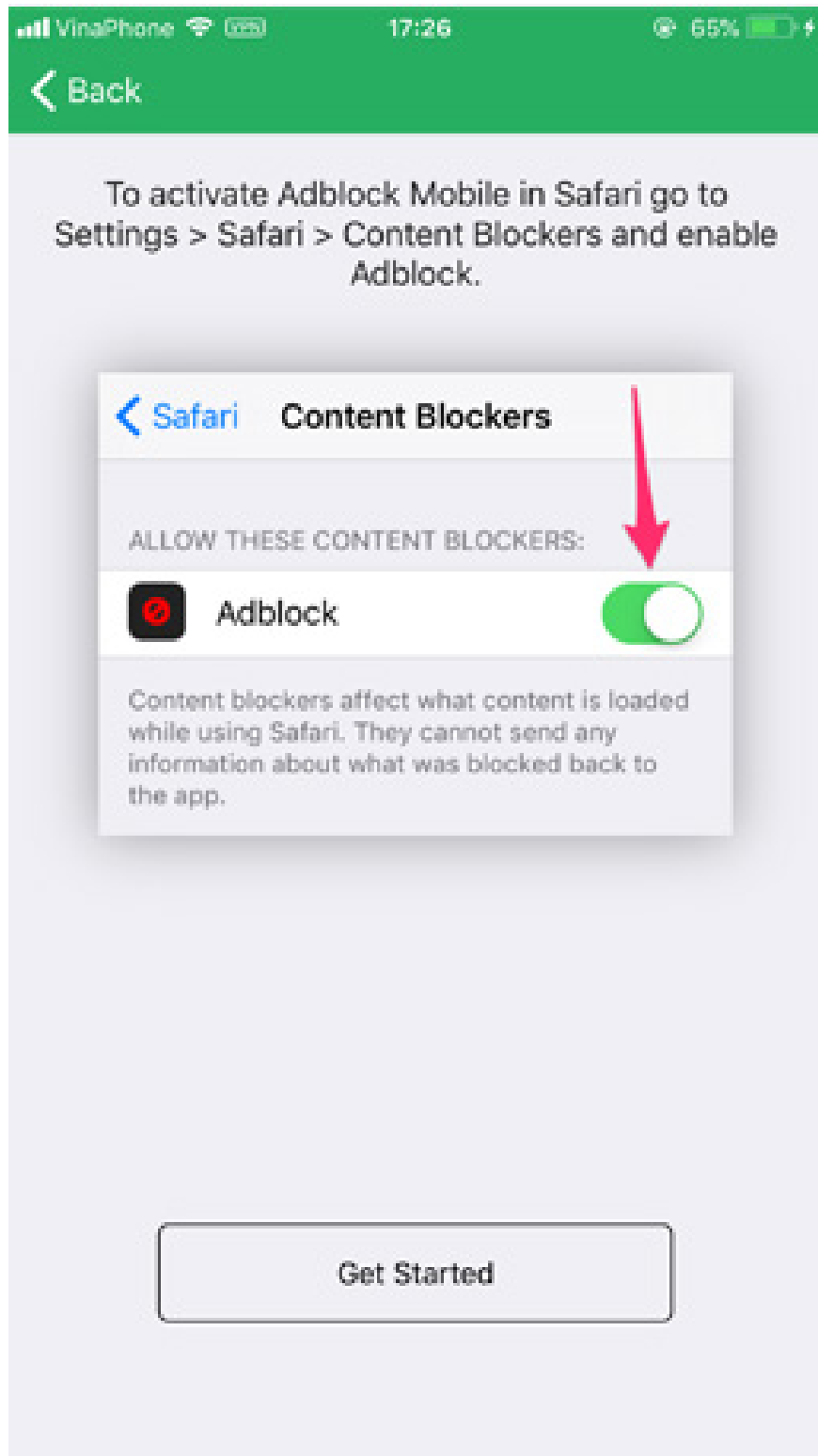


## How to use Adblock Mobile

After downloading and installing, launch the program. In the new interface, click the Enable Adblock button or create widget widget to manipulate arbitrarily quickly to enable the tool to work.



To use Adblock Mobile tool for web browser, go to **System settings** -> find **Safari** application -> select **Content blocker** -> activate Adblock's blocking function.



See more:

1. Instructions to block ads on Smart TV
2. How to disable ads when playing games on iPhone
3. How to block pop-up ads on Android devices

You finished reading the article "**How to remove ads on extremely effective apps for iOS devices**" edited by the [TipsMake](#) team. We hope this article has provided you with many useful tech tips and tricks. You can search

for similar articles on tips and guides. Thank you for reading and for following us regularly.

---