

How to register for Spotify Premium package with only VND 5,900

How to sign up for Spotify Premium will give you full access to the music features that the Spotify Free package doesn't have

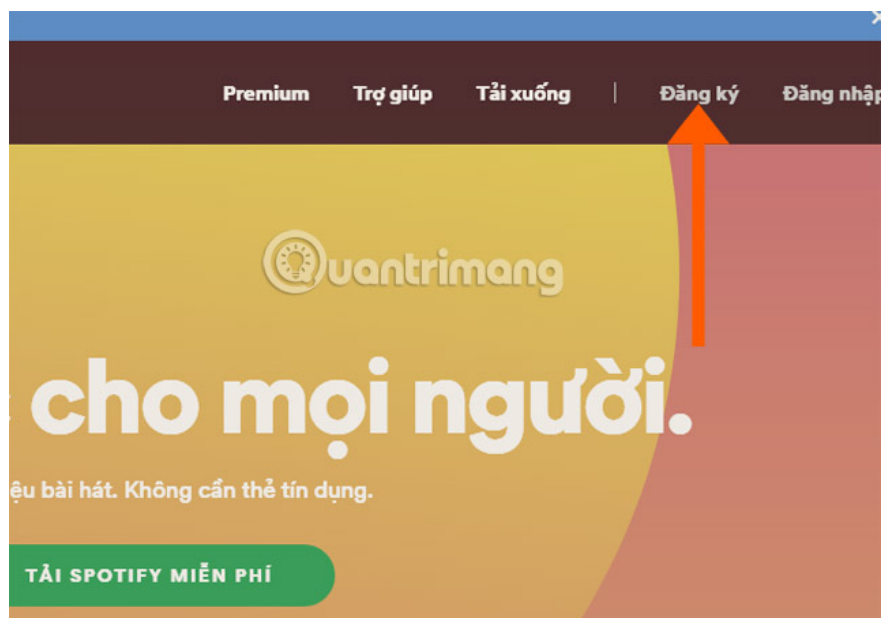
Spotify music player currently supports users to subscribe Premium packages with extremely attractive prices, with only 5,900 VND within 3 months. However, not everyone can use this package, the requirement of **Spotify Premium** package applies to users who are new users or are using it for free to upgrade to Premium package. this.

With Premium package, users will be able to use the features that the Free package does not have such as: Listen to music without advertising, listen to music offline, mix songs, unlimited number of skip lessons, listen to music with quality sound high quality . Note that the 3-month Spotify Premium subscription program will end on December 31, 2018. After finishing this package, Spotify will charge as normal as VND 59,000 / month. Here's how to sign up for the *Spotify Premium plan*.

1. Download Spotify for iOS
2. Download Spotify for Android
3. Download Spotify for Windows Phone
4. Download Spotify for Windows

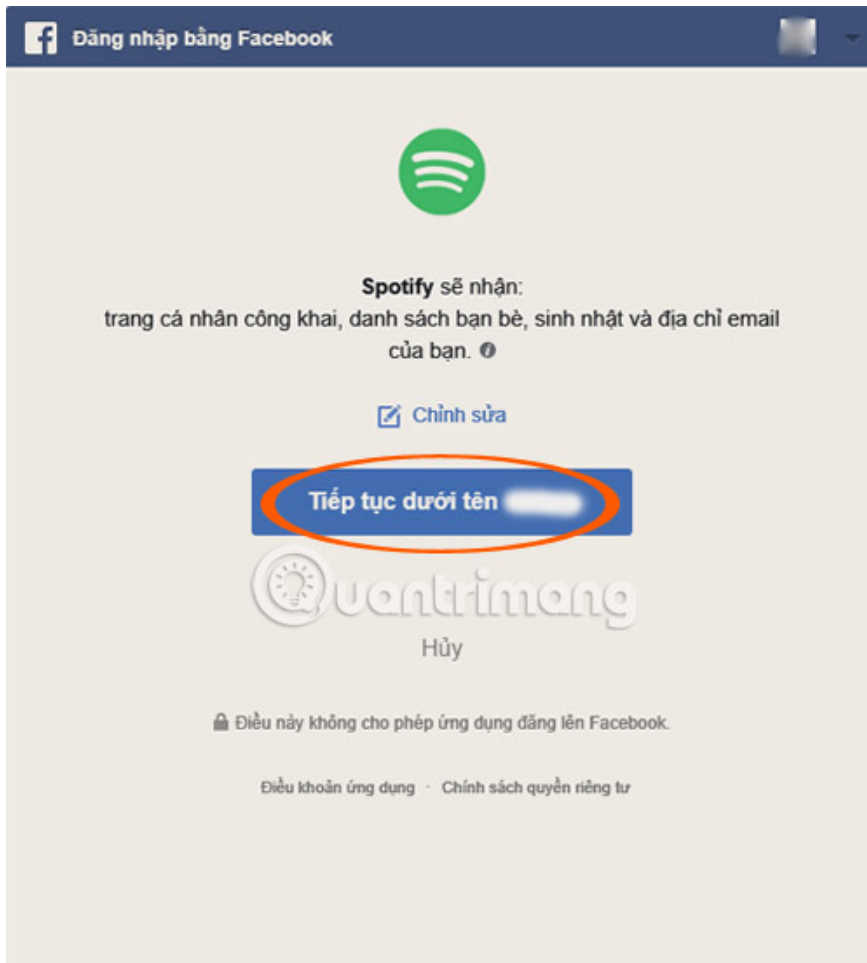
How to register for Spotify Premium package with only VND 5,900

Step 1: Access the Spotify Premium subscription link in this link, then click **Register**.



Step 2: Next you will be transferred to the Spotify registration page, where you can use your Facebook account to register or use your own Email account to register your account.

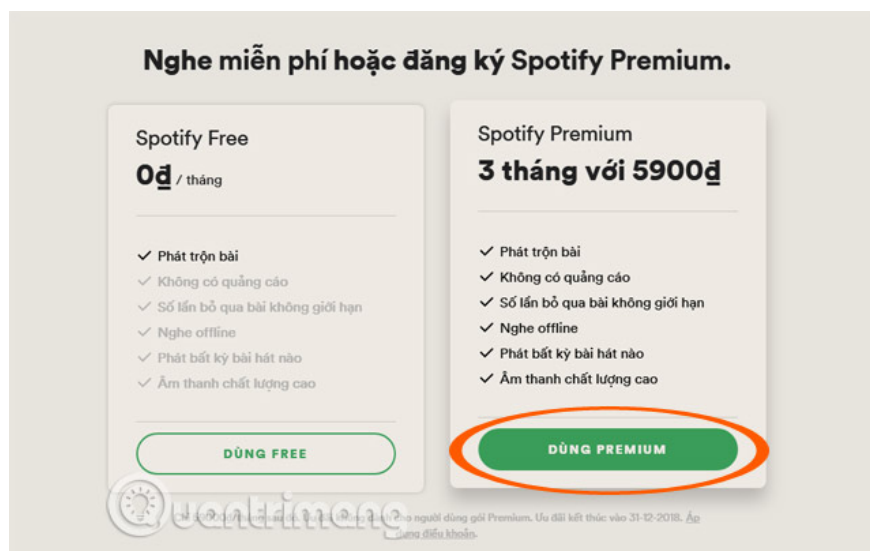
Step 3: Here I use my Facebook account to sign up for **Spotify Premium** , just click **Register with Facebook** > select **Continue under your Facebook name**.



In the post to Facebook, you can choose to display Spotify's post on your timeline and click OK.



Next is the Spotify Free package comparison table with Spotify Premium package, you can see the features of the Premium package that the Spotify Free package doesn't have. Click **Premium** to register the package.

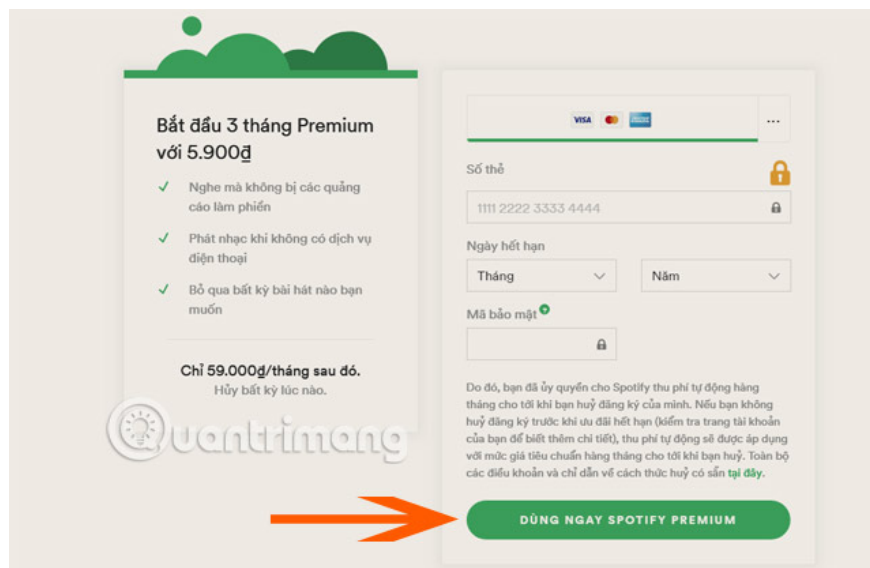


Or you can click on Premium on your login page.



Next is the package payment, Spotify only supports users to pay via VISA, Mastercard, American Express. Fill in the card and click Use now **Spotify Premium**.

Note that when you register for the package, Spotify will automatically charge your package monthly until you cancel the package. Fee for normal Premium package will be VND 59,000 / month.



So with only 5,900 dong, you have **Spotify Premium** package within 3 months and fully use the features of this package. For those who are using Spotify Free package, please login to your account and follow the registration steps above.

See more:

1. How to put Spotify Playlist into an alarm on Android
2. Free users of Spotify can skip ads
3. 15 tips Spotify you should not miss to have a better listening experience
4. The way to listen to Spotify music on Windows 10 does not require an account

You finished reading the article "**How to register for Spotify Premium package with only VND 5,900**" edited by the [TipsMake](#) team. We hope this article has provided you with many useful tech tips and tricks. You can search for similar articles on tips and guides. Thank you for reading and for following us regularly.
