

# How to reduce lag Lien Lien Mobile Mobile 3.0 on the phone

Some lag lagging tips in Coalition Mobile 3.0 on low-profile phones

Lien Quan Mobile 3.0 is a major update for gamers, including updating new features, correcting bugs, changing the battlefield and the most prominent is that the game graphics have been updated more beautifully. a lot of.

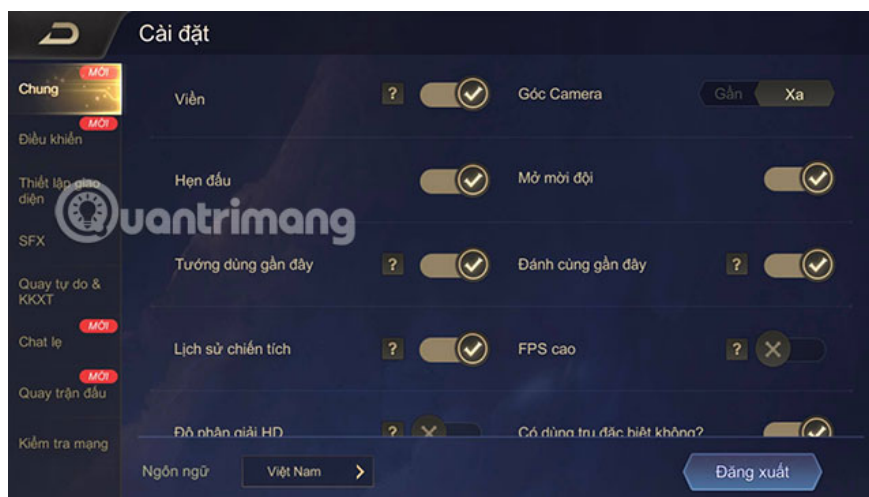
Can say Lien Quan 3.0 graphics is considered a major improvement step with the Coalition Mobile in particular and the series of MOBA games in general. But also because of that, there have been many lag phenomenon on the smooth playing devices of the Military Union.

So how to reduce lag on Mobile Union in this version 3.0, you can refer to a few tips below to reduce intermittent Mobile Phone lag on your phone.

1. How to shoot Mobile Union videos on Android, iPhone
2. Top 5+ most difficult to play General Military Mobile
3. Photo of Lien Quan, a super-beautiful Mobile Union picture

## Summary of 5 ways to reduce seizures, lag Lien Mobile Mobile 3.0

### Lower configuration settings

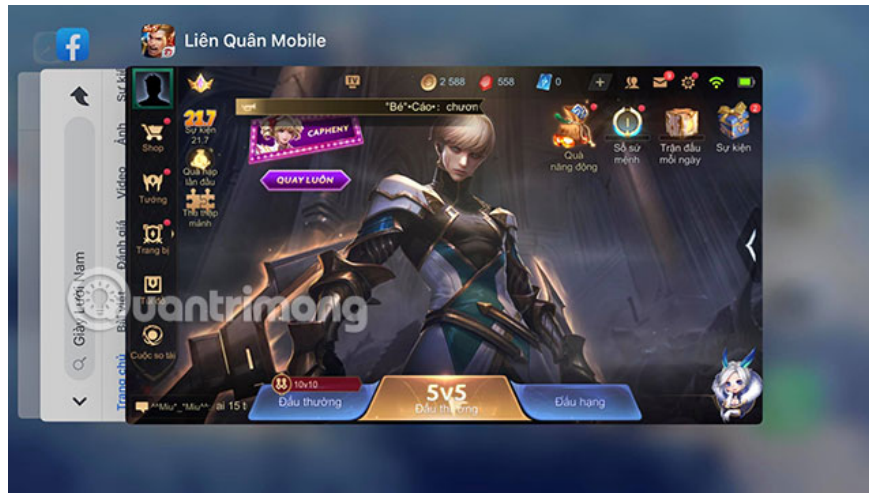


As mentioned above, there will be visually lagging smartphones when upgrading Lien Quan Mobile to version 3.0 because the above graphics have been upgraded to a much heavier level than before.

So gamers who own smartphones with configurations that do not meet Lien Quan Mobile 3.0 graphics are sure that lag phenomenon will happen. Fortunately, in this version, Mobile Coalition still allows players to install graphics in accordance with their device configuration.

Just go to **Settings> In general** you will have settings to adjust game graphics to the lowest level. If you are using a mid-range Android smartphone to fall down or if iPhone 6s is down, then it is advisable to turn off the high FPS mode, try to turn on you will get a battery drain warning and use the hardware.

## Delete the multitasking application with Mobile Union



If you have several applications running in the background at the same time, it is likely that lag will occur because there is not enough RAM memory for the Inter Force Mobile to use. So if you want to play smoothly on the Mobile Union on the phone, it is best to delete the entire application running in the background, or it is best to reset the device for "clean" before playing.

## Check the network




The network is not stable, there will be lag, if you are a gamer, you will definitely see the click of a button and then respond a minute later. Or killing the enemy after a while will display the message.

This situation is very uncomfortable and it partly contributes to the player's failure to achieve good results, which is what could have happened in previous Mobile Union versions not only for Lien Quan Mobile 3.0.

So before entering the game go to **Settings**> **Check the network** and decide whether or not to play at that time.

## **Remove the game and reinstall it**



When updating the application, in addition to the new data, the old data will remain on the application. And so can make the application become more burdensome by old data. So it's best to delete the application and reload it from the beginning.

## **Upgrade your phone**



If you are economically qualified, you can upgrade your equipment to play Mobile Coalition. If you really want to experience Union configuration at a nice graphic level, then upgrade to the flagship models of famous brands like Apple, Samsung, Xiaomi, Huawei .

If you only want the lowest graphics experience, you only need a device with the minimum configuration to play Mobile Federation. Mostly within the average price range from Smartphone vendors.

Hope with a few lagging tips when playing Lien Quan Mobile 3.0 above will help you have a smoother experience when playing Lien Quan Mobile 3.0 with your friends.

You finished reading the article "**How to reduce lag Lien Lien Mobile Mobile 3.0 on the phone**" edited by the [TipsMake](#) team. We hope this article has provided you with many useful tech tips and tricks. You can search for similar articles on tips and guides. Thank you for reading and for following us regularly.