How to recover your Wi-Fi password, find saved Wi-Fi passwords on your laptop.

This guide on how to recover your Wi-Fi password helps users find the saved Wi-Fi password on their laptop so they can share it with other laptops. If the recovered password is incorrect, you can reset it; refer to the guide on changing your modem's Wi-Fi password to get a new one.

Every time you connect to Wi-Fi, you'll receive a password to access it. This is fine if you remember the password; however, forgetting it can be quite troublesome. Unless you're technically savvy, you won't know how to access the router to retrieve your password.

However, there is a way to recover your Wi-Fi password directly on Windows without installing any software. Refer to the content below for instructions.

How to recover saved Wi-Fi passwords on a laptop.

Step 1: First, access **the Control Panel** from the **Start** menu , then select **Network and Internet.**

Step 2 : In step 2, select **View network status and tasks** .

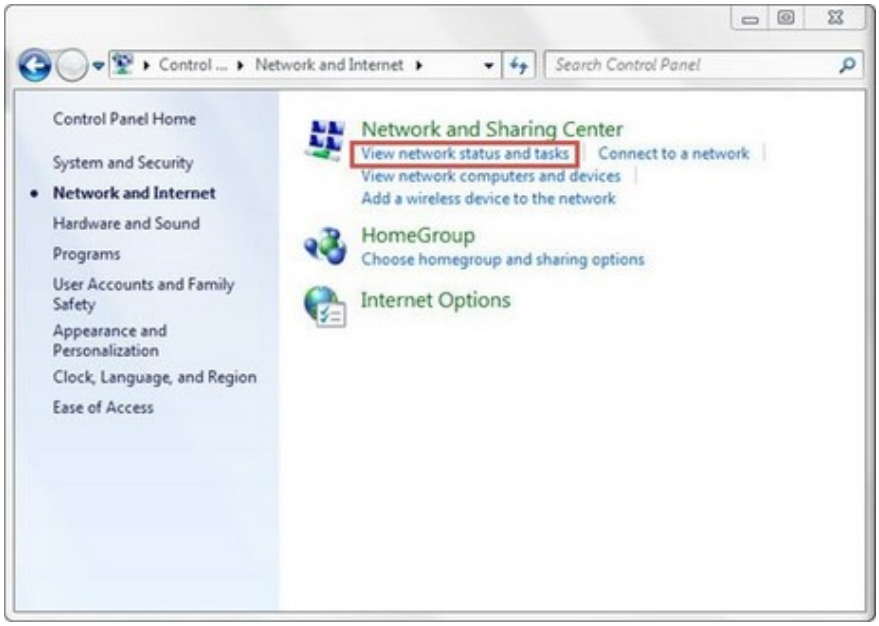

Step 3 : Next, select **Manage Wireless Networks** .

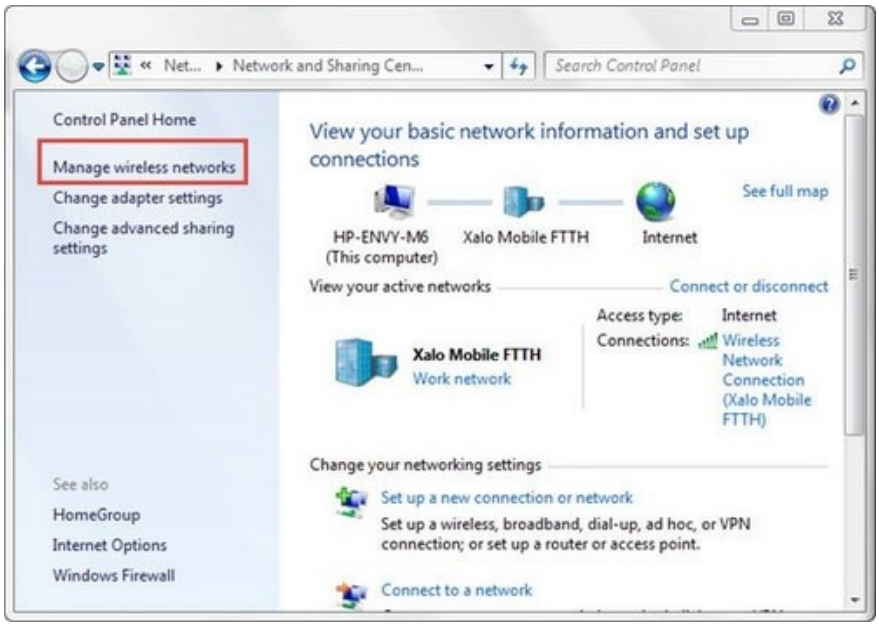

Step 4: Here, access the currently connected Wi-Fi network, then select **Properties** .

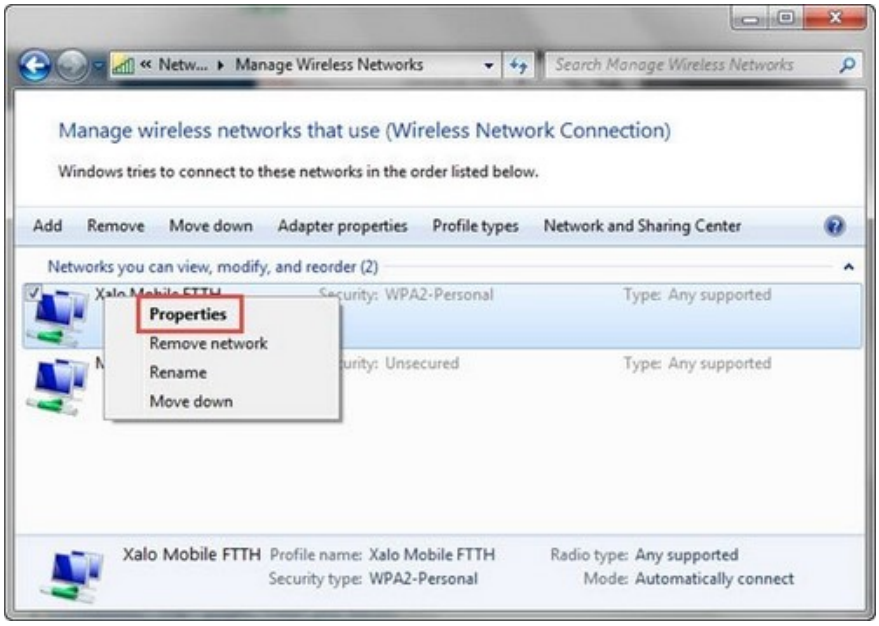

Switch to the **Security** tab , then check the **Show Characters** box to recover your Wi-Fi password.

Those are all the steps to easily recover your Wi-Fi password. This method is performed on a computer running Windows 7. The process is similar for Windows 8 or Windows XP. After retrieving the password, you can use your phone to enjoy the Wi-Fi connection. If you want to recover your Wi-Fi password faster, check out the fastest way **to retrieve Wi-Fi passwords** saved on laptops in Windows 7, 8, and XP.

Additionally, during use, you should also refer to how to change your Wi-Fi password to change the Wi-Fi password for your modem. This is also a way to regularly secure your data on your laptop or computer **.** Alternatively, you can change the Wi-Fi name to prevent others from knowing it's your Wi-Fi, which is another good way to protect your home Wi-Fi.

If you're using a Huawei modem from VNPT, you can easily **change the Huawei WiFi name** to change the name displayed on your home WiFi network. Otherwise, you can change the password on your Huawei modem from VNPT.

You finished reading the article "**How to recover your Wi-Fi password, find saved Wi-Fi passwords on your laptop.**" edited by the **TipsMake** team. We hope this article has provided you with many useful tech tips and

tricks. You can search for similar articles on tips and guides. Thank you for reading and for following us regularly.

© 2019 TipsMake.com