

How to recover locked WhatsApp account

When you use WhatsApp, if you accidentally violate some terms, your WhatsApp account may be locked and cannot be used for messaging or other features.

The article below will guide you to recover a locked WhatsApp account.

How to submit a request to review a locked WhatsApp account

When your WhatsApp account is locked, you will receive a notification as shown below.

WhatsApp

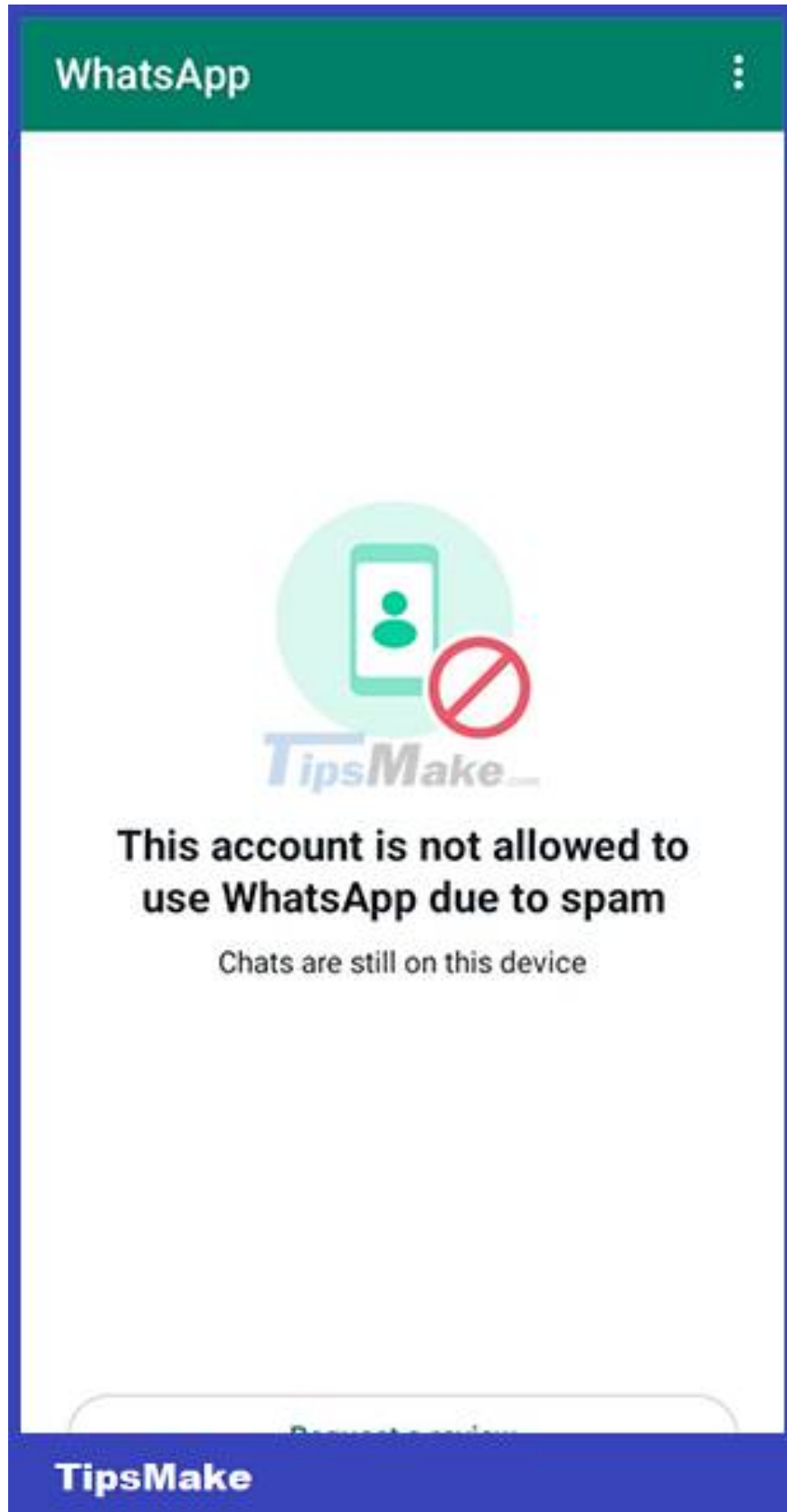


TipsMake
**This account cannot use
WhatsApp**

We've completed our review and found this account's activity goes against WhatsApp's [terms of service](#)

TipsMake

We will access the WhatsApp application, then click Request a Review to send a request to review the locked WhatsApp account. We will write explanatory content that does not intend to violate WhatsApp's terms and then press Send.



How to recover temporarily locked WhatsApp









If our WhatsApp account is temporarily locked, we must wait for the notification period before we can access our account again.

If you notice that your WhatsApp account is locked for no reason, you can submit a reconsideration request.

Step 1:

At the WhatsApp interface, click on the 3-dot icon and select Settings, then in the new interface, click Help below to send support.



-  **Privacy**
Block contacts, disappearing messages
-  **Avatar**
Create, edit, profile photo
-  **Chats**
Theme, wallpapers, chat history
-  **Notifications**
Message, group & call tones
-  **Storage and data**
Network usage, auto-download
-  **App language**
English (device's language)
-  **Help**
Help centre, contact us, privacy policy
-  **Invite a friend**

from
Meta

Switch to the new interface, click Contact Us to contact the WhatsApp staff.

← Help

- ② Help Centre
- 👤 **Contact us**
Questions? Need help?
- 📄 Terms and Privacy Policy
- ⓘ App info



TipsMake...

TipsMake

Step 2:

Next, enter the content you want to send the request to WhatsApp staff and click Next, then click Send my question to WhatsApp support to send a request to temporarily unlock WhatsApp.

← Contact us



Dear WhatsApp Support Team,

My WhatsApp account has been temporarily banned to send messages for some unknown

By clicking Next, you acknowledge WhatsApp may review diagnostic and performance information and the metadata associated with your account to try to troubleshoot and solve your reported issue. [Learn more](#)

For support with payments, go to [Help in your payments home screen](#).

TipsMake...

We will respond to you in a WhatsApp chat

Next

TipsMake

How to recover a permanently locked WhatsApp account

If you are logged out of your account and banned from using WhatsApp altogether, you must submit a request via email.

You can access the WhatsApp contact website using the link below.

Then in the WhatsApp Messenger Support section, click contact us to switch to the form filling interface.



Now you need to fill in all the information displayed on the screen, and enter a request to review your locked WhatsApp account and then click Next step below.

Bạn dùng WhatsApp trên nền tảng nào?

- Android
- iPhone
- Web và máy tính
- KaiOS
- Khác

TipsMake.com

Vui lòng nhập thông điệp của bạn ở bên dưới.

NEXT STEP

TipsMake

You finished reading the article "**How to recover locked WhatsApp account**" edited by the [TipsMake](#) team. We hope this article has provided you with many useful tech tips and tricks. You can search for similar articles on tips and guides. Thank you for reading and for following us regularly.