

How to recover data for free with Recoverit Free

Instructions on how to use Recoverit software to recover deleted data. This software supports the free version and is applied with new data recovery technology, so it is extremely effective. You can try it now!

In the last tutorial I shared with you some very good paid software that supports the recovery of deleted data. And so far, the software that I introduced and instructed you to are still very great, it is still the first choice for you.

However, if you do not have the conditions to purchase the license code for such software then using free software is a perfect alternative. But not everyone knows to find good free software.

Yes, that is why in this article I will share with you a free data recovery software called Recoverit Free.

What can Recoverit Free software do?

1. Recover deleted files: Whether you accidentally deleted the wrong file or a document file has been deleted by a virus.
2. Recycle Bin Recovery: Save data in the trash.
3. Recover lost partitions.
4. Data recovery from external devices.
5. Recover data caused by Virus Attack: Recovers data lost, deleted or corrupted by viruses, Trojan horses attacks or other malicious software.
6. System crash recovery: You can also save data when you can't access Win.

What file formats does Recoverit Free support?

Recoverit Free supports many popular files recovery, for example:

1. Document format: DOC / DOCX, XLS / XLSX, PPT / PPTX, PDF, CWK, HTML / HTM, INDD, EPS,...
2. Graphics file formats: JPG, TIFF / TIF, PNG, BMP, GIF, PSD, CRW, CR2, NEF, ORF, RAF, SR2, MRW, DCR, WMF, DNG, ERF, RAW, .
3. Video format: VI, MOV, MP4, M4V, 3GP, 3G2, WMV, ASF, FLV, SWF, MPG, RM / RMVB,....
4. Audio file formats: AIF / AIFF, M4A, MP3, WAV, WMA, MID / MIDI, OGG, AAC .
5. Email: PST, DBX, EMLX....
6. Other formats: ZIP, RAR, SIT....

On which devices Recoverit Free saves data?

1. Recover data for mobile devices (Black Berry, Nokia, Android devices): Save data on devices such as music players, memory cards, USB drives.

2. Recover data on PC / Laptop (Dell, IBM, HP, Toshiba, Sony...): Hard drives, floppy disks, compressed disks.
3. Digital camera / Camcorder (Canon, Kodak, Nikon, Sony...): iPod, Pen Drive and other storage media.

Download the latest Recoverit Free software

Visit the homepage [here](#) .

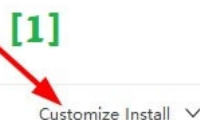
Link to download from the homepage: [Download here](#)

Instructions for installing and using the Recoverit software

The installation process is very easy, after downloading, double-click on the downloaded file to begin the installation.

At the first interface, if you do not want to install by default, you can click Customize Install to choose Language or install partition. Then click Install to begin the installation.





I've read and accepted [Wondershare License Agreement](#)

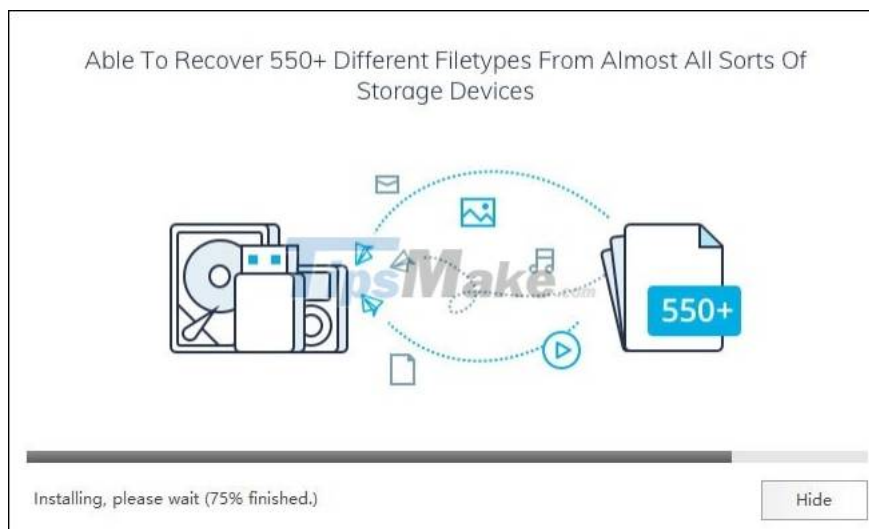
Customize Install ▾

Please Select a language: English ▾

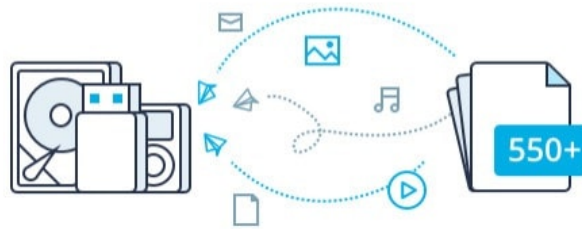
Installation Path: C:\Program Files\ **blogchiasekienthuc.com**

Agreed to participate in Customer Experience Improvement Program

The installation is in progress, it will take some time. Wait a moment for the program to finish running.



Able To Recover 550+ Different Filetypes From Almost All Sorts Of Storage Devices



blogchiasekienthuc.com

Installing, please wait (75% finished.)

Hide

After the installation is complete, you can click the Start Now button to start using it.

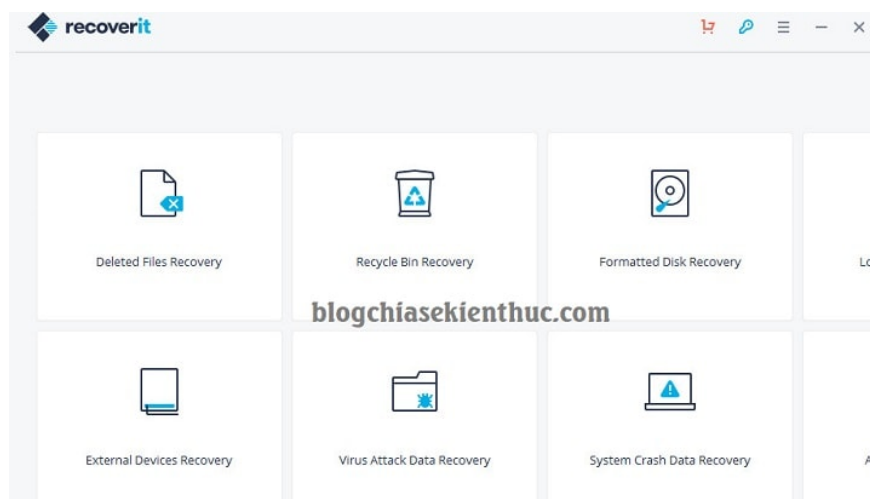
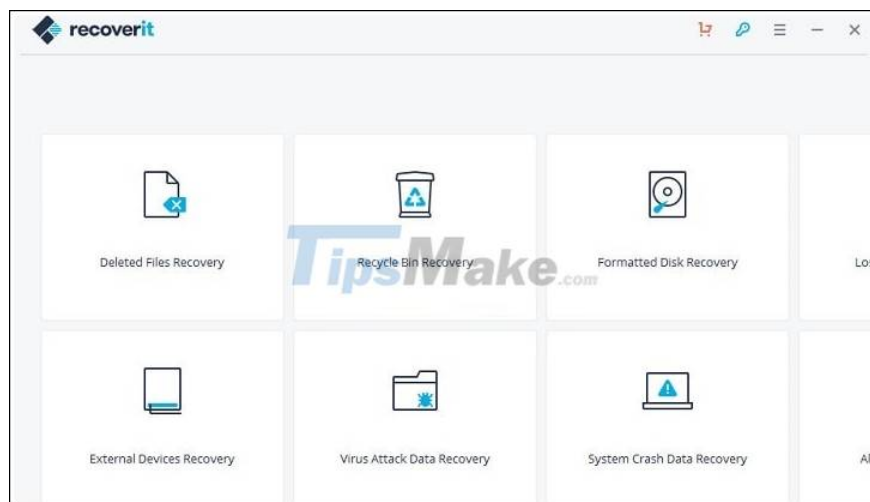


Is it difficult to use Recoverit?

The advantages of Recoverit software, in my opinion, are good data recovery capabilities and extremely simple usage.

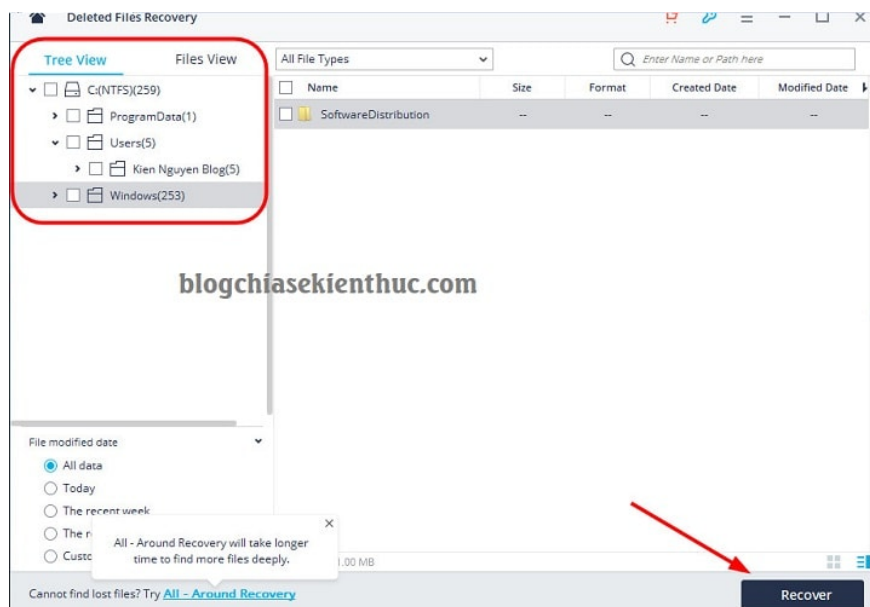
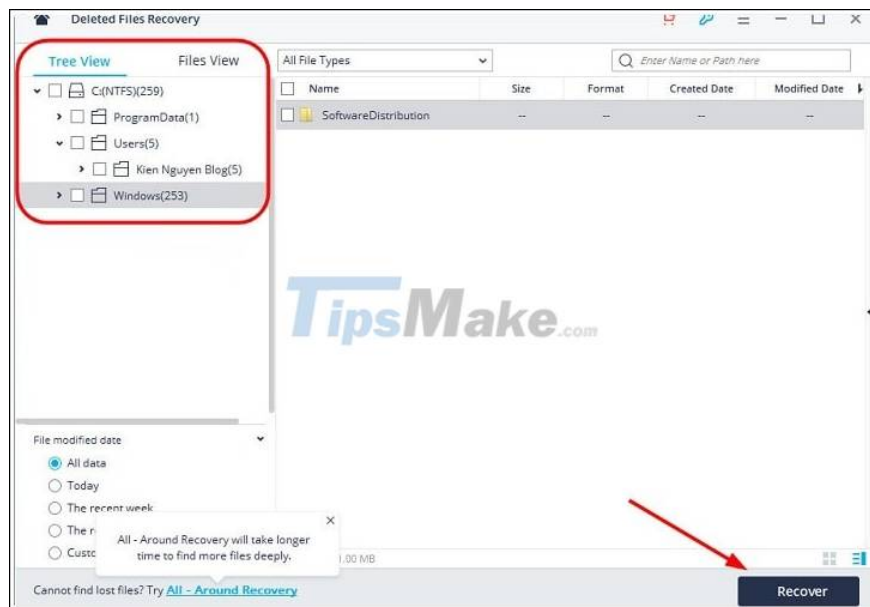
The simple mechanism is just: Open up the software => Scan => Restore files.

As you can see in the figure below, that is the main interface of the software. How your data is lost, please choose a corresponding recovery method to recover only.



After finishing the Scan of data that the program finds, you can click the Recover button to recover.

Note: Please select the partition to save this data to be recovered to another device such as a usb or a removable hard drive. Or at least save it to a different partition than the one you're trying to save data on.



Note : At the software download link above, you can scroll down to the bottom of the page to see the difference between the free version and the paid version.

In this free version you can only recover 100 MB of data. Therefore it is only useful in case you save text files such as Word, Excel, PowerPoint.... Light capacity only. If you want to save more data, you must upgrade to a premium version or switch to another software.

Conclude

Yes, so I just shared with you a data saving software is quite good already. I think software like this will be really useful when you accidentally lose an important file.

Hope this article will be useful to you, wish you success!

You finished reading the article "**How to recover data for free with Recoverit Free**" edited by the [TipsMake](#) team. We hope this article has provided you with many useful tech tips and tricks. You can search for similar

articles on tips and guides. Thank you for reading and for following us regularly.
