

How to record live video sent on WhatsApp

WhatsApp has the option to record video sent directly in the message on the app so you can record a video and send it to the other person, without having to record a video on your phone and then send it as an attachment.


The duration of video recording directly sent on WhatsApp is also relatively long so you can record the content you want and send it to the other person. The following article will guide you to record videos directly sent on WhatsApp.

Instructions for recording videos directly sent on WhatsApp


Step 1:

At the messaging interface on WhatsApp, click on **the microphone icon** to switch to the camera icon. You **click on the camera icon** to record live video.


Tại đây nhé 08:42 ✓✓



ADC Books
107 D5 Trần Thái Tông, Hà Nội,
Thành Phố Hà Nội 08:43 ✓✓



Highlands Coffee
19 Duy Tân Street, Hà Nội, Thành
Phố Hà Nội 08:44 ✓✓





Step 2:

Display interface for you to record live video. We **will have 3 seconds countdown** before recording the video. During video recording, you can swipe up to switch to sending video that automatically disappears on WhatsApp.

If you want to stop recording live video, swipe left to cancel video recording mode and send messages on WhatsApp.



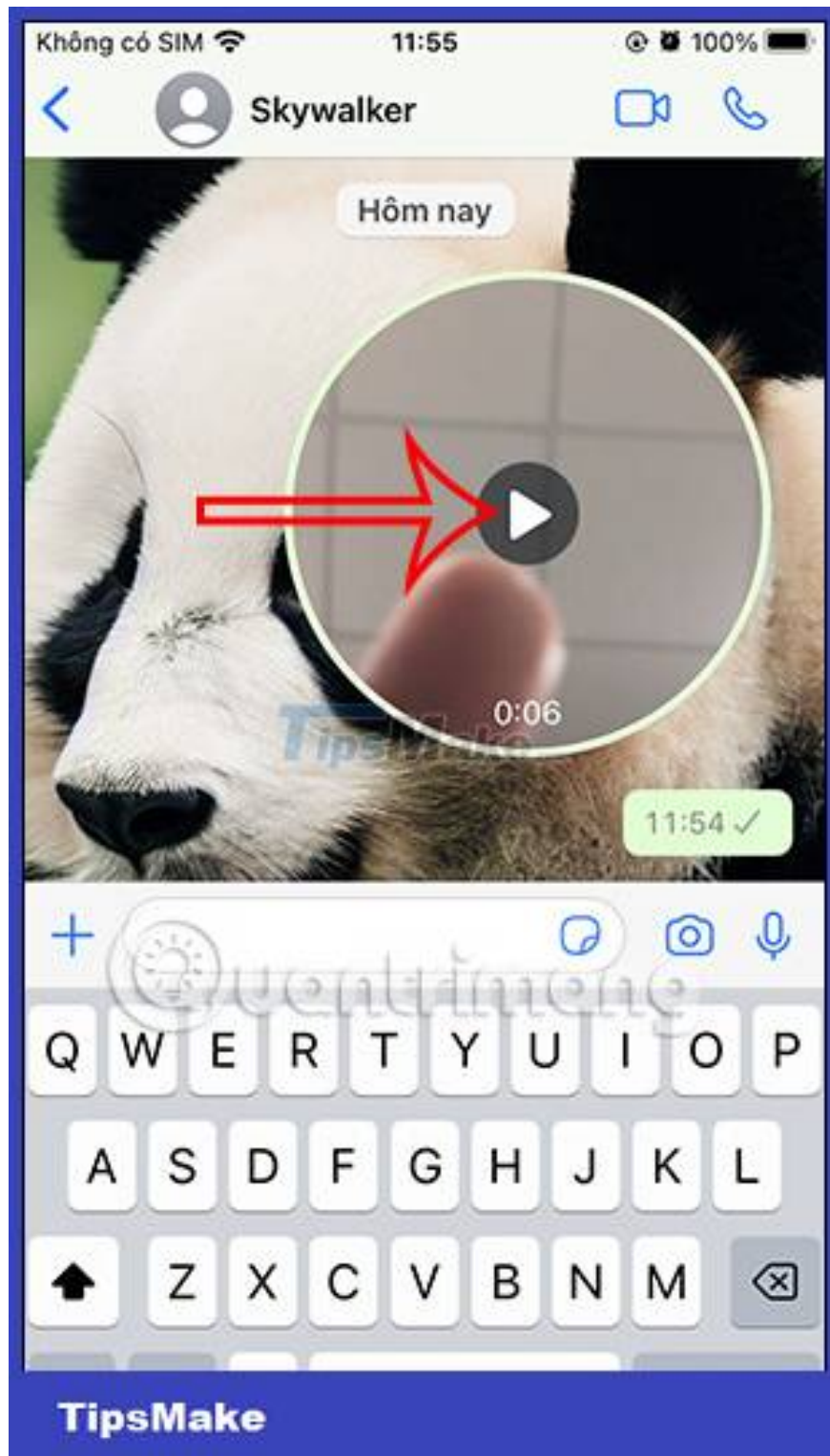


Step 3:

Users record video normally and still keep the camera icon. When you want to **stop recording and send videos directly on WhatsApp**, you just need to release your hand .

Step 4:

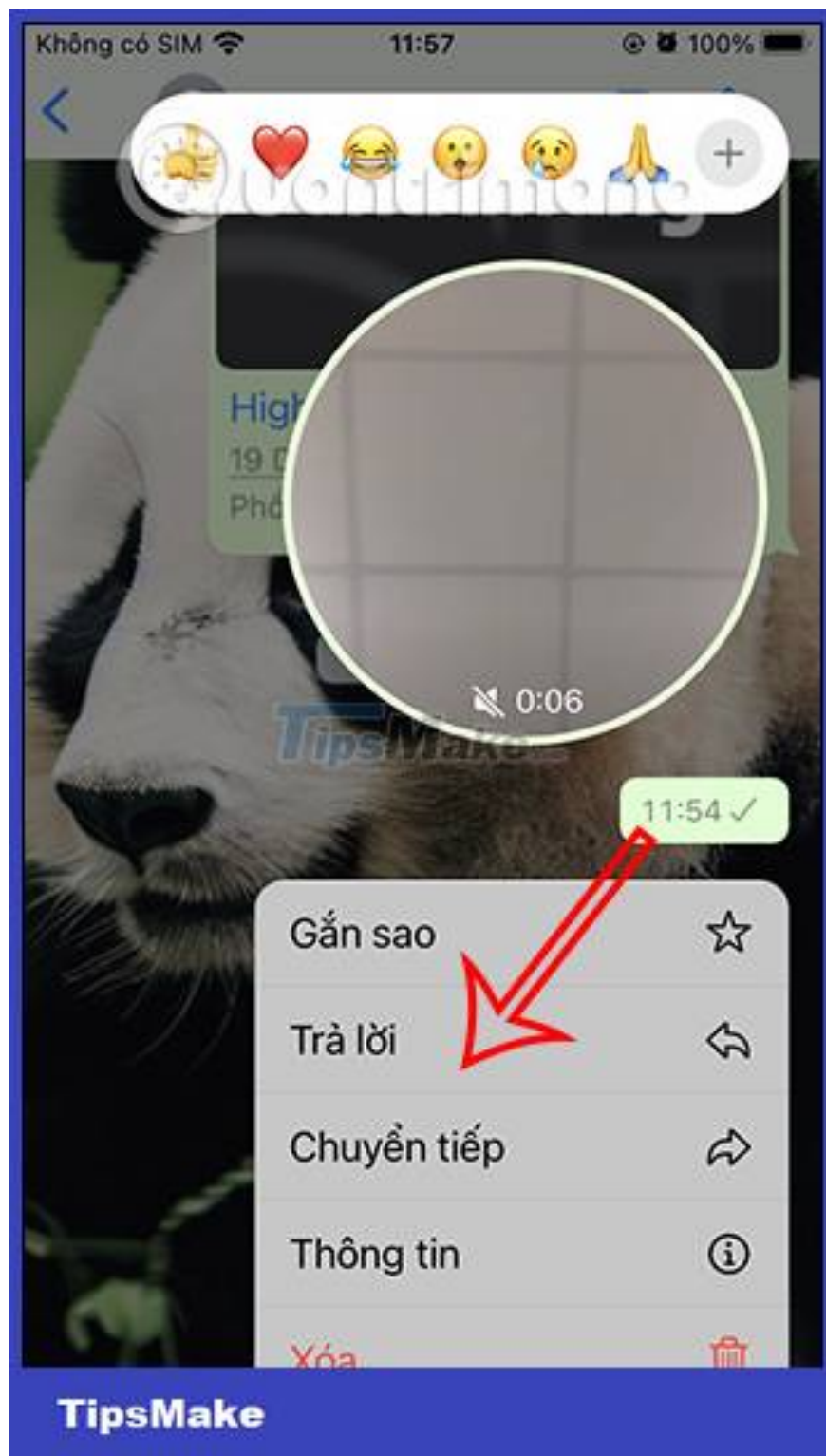
Live video is sent in WhatsApp messages as usual. The opponent will press the play button to play the video on WhatsApp.





Step 5:

When you press and hold on the video, it also displays some options as shown below for you to do if you want.



So in addition to sending audio messages on WhatsApp, you also have the option to send videos recorded directly on WhatsApp.

You finished reading the article "**How to record live video sent on WhatsApp**" edited by the [TipsMake](#) team. We hope this article has provided you with many useful tech tips and tricks. You can search for similar articles on tips and guides. Thank you for reading and for following us regularly.
