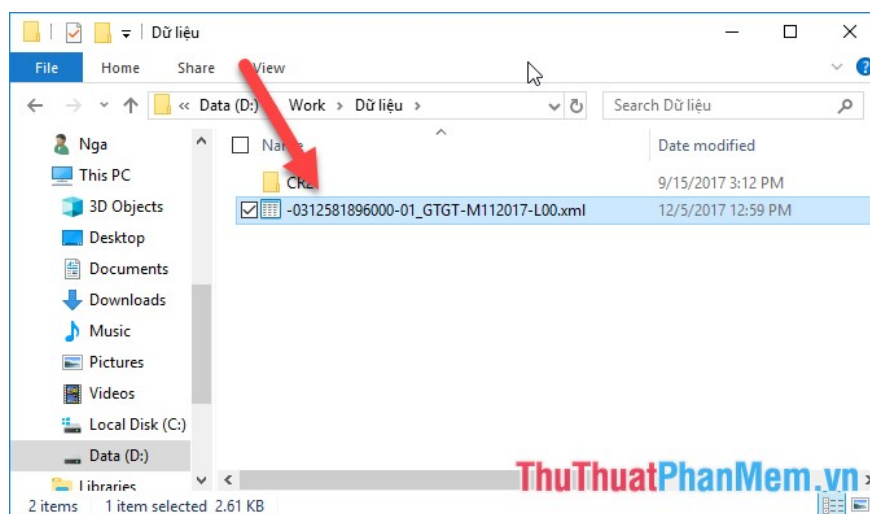


# How to read XML tax report file with iTaxViewer

Currently, tax declaration is done online via the Internet. Tax records are in the new data format, XML. With this format, you need to use iTaxViewer software to read the content.

Currently, tax declaration is done online via the Internet. Tax records are in the new data format, XML. With this format, you need to use additional software to be able to read the content. The following article will guide you in detail **How to read XML files with iTaxViewer** .

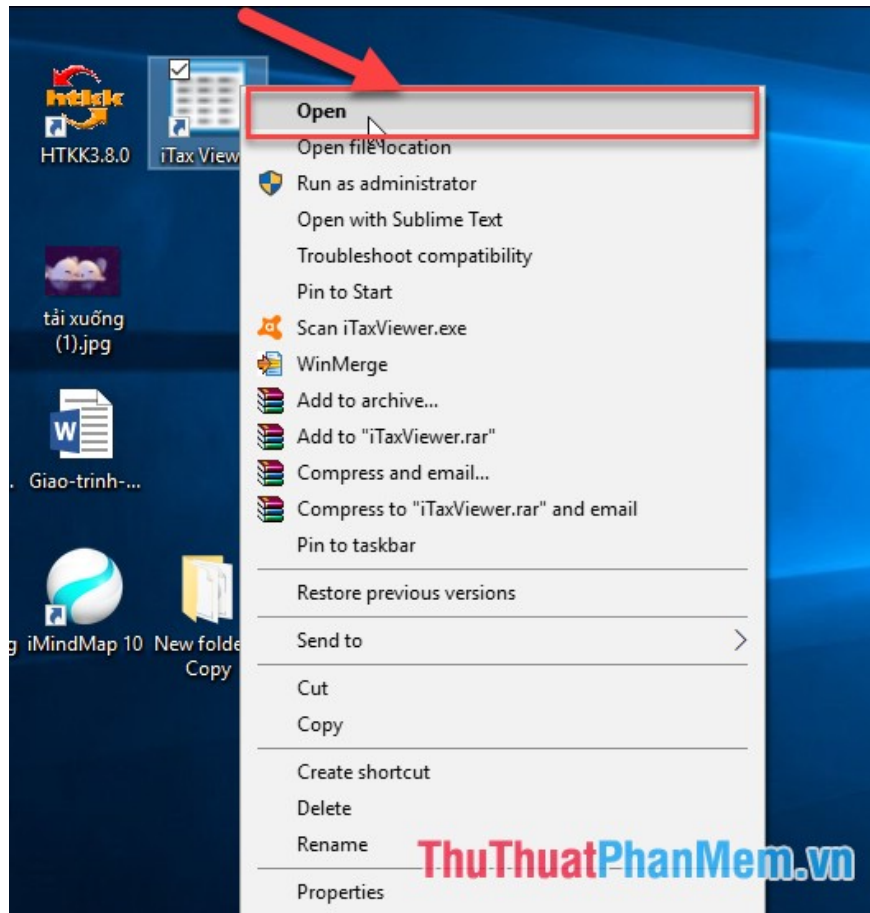
For example, there is a data file exported from HTKK software with XML format:



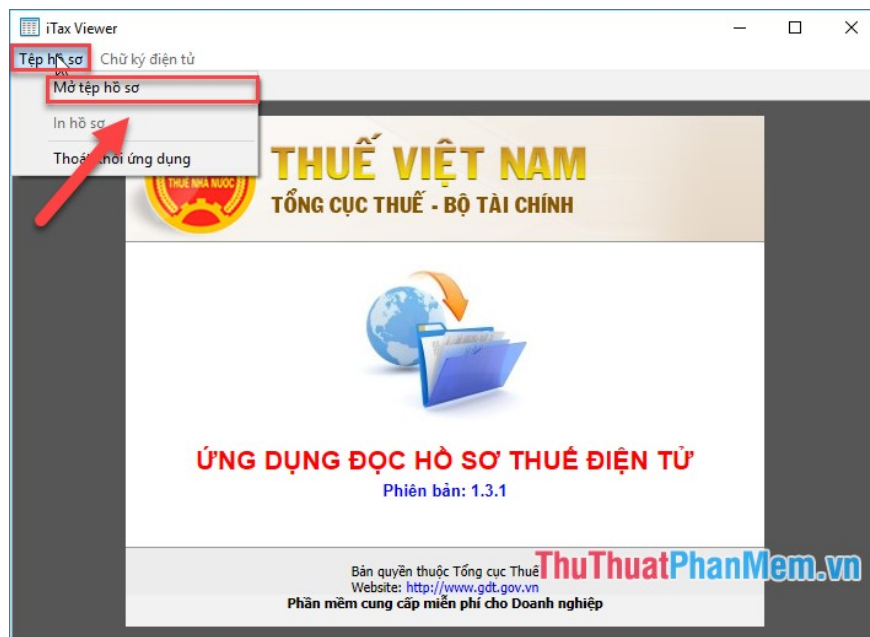
To open this format you use the software **iTaxViewer**. Visit the link to download the device: [http://nhantokhai.gdt.gov.vn/ihtkk\\_nnt/TroGiup/TaiLieu/iTaxViewer1.0.1.rar](http://nhantokhai.gdt.gov.vn/ihtkk_nnt/TroGiup/TaiLieu/iTaxViewer1.0.1.rar)

After downloading the software -> make the software installation.

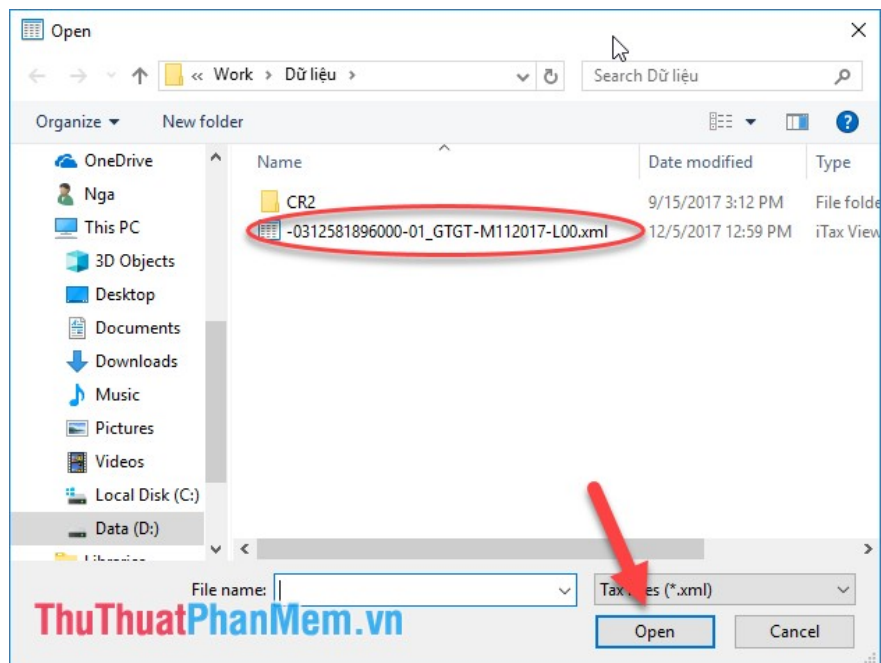
Right-click the software icon on the Desktop -> Open to start the software:



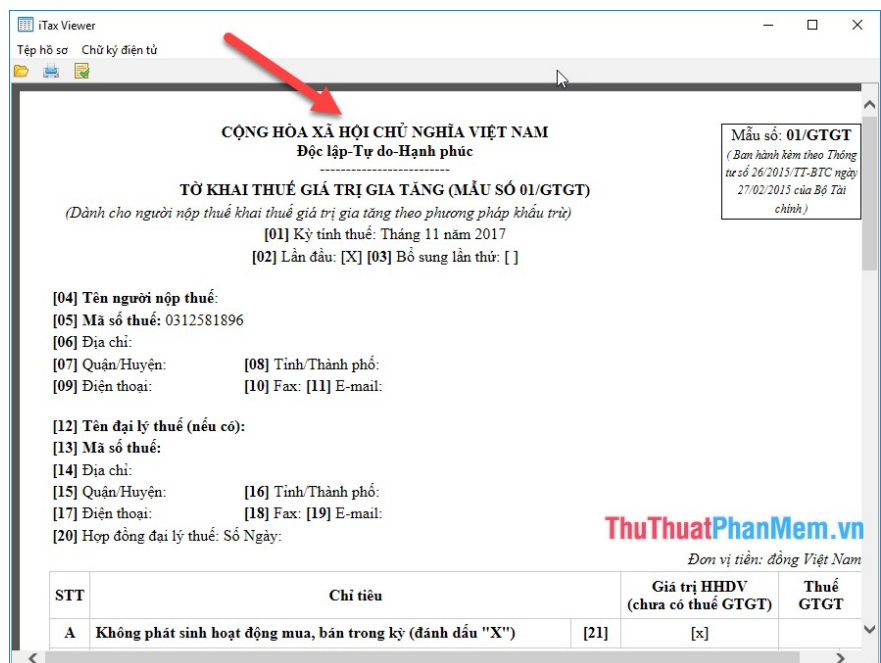
Click **File** -> **Open file** to select **XML** file to open:



Select the path to the file to read -> click **Open**:



As a result, you have opened the XML format exported from the HTKK tax declaration application on **iTaxViewer**:



Above is a detailed guide on **reading XML files with iTaxViewer** . Good luck!

You finished reading the article "**How to read XML tax report file with iTaxViewer**" edited by the [TipsMake](#) team. We hope this article has provided you with many useful tech tips and tricks. You can search for similar articles on tips and guides. Thank you for reading and for following us regularly.