

# How to 'read' WhatsApp voice messages on Android or iPhone

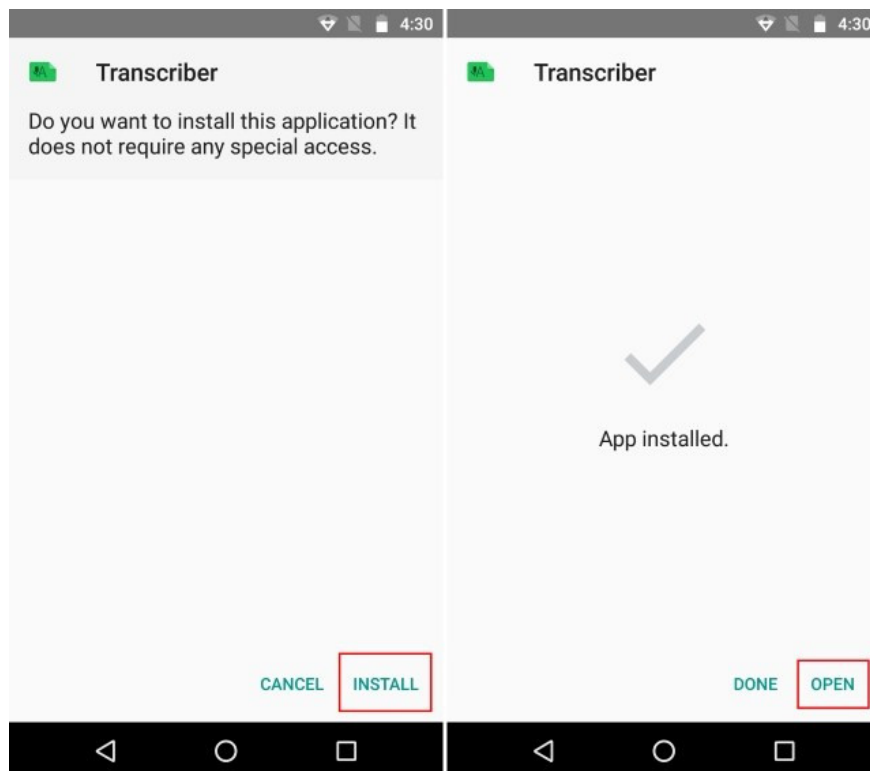
Voice messages on WhatsApp are a very useful feature but sometimes you are in a situation where you cannot hear voice messages and at times you want to convert them into text. So see this article to learn how to read voice messages.

No doubt WhatsApp is the most popular messaging app today. The media it provides to connect with other uses include text chat, voice call as well as video calling. Another easy method is to send voice messages. Although this is a useful feature, sometimes you are in a situation where you cannot hear voice messages such as in meetings or in public places without headphones. Want a way to convert it to plain text when asked? Yes, this article will solve exactly what you want.

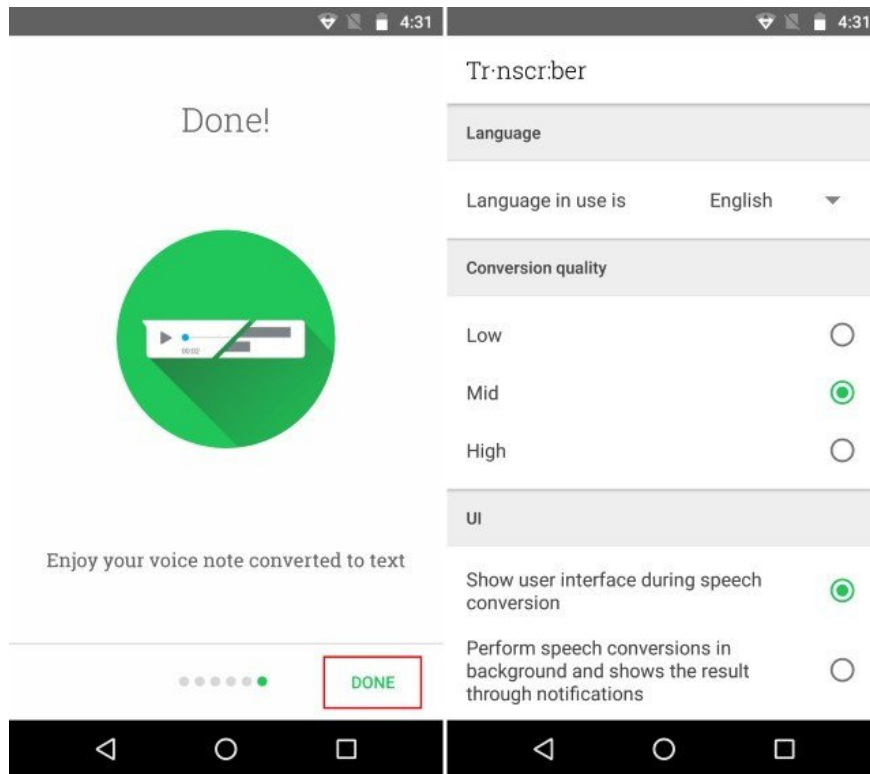
1. These features make it easier to master WhatsApp

## Turn WhatsApp voice message into text on Android

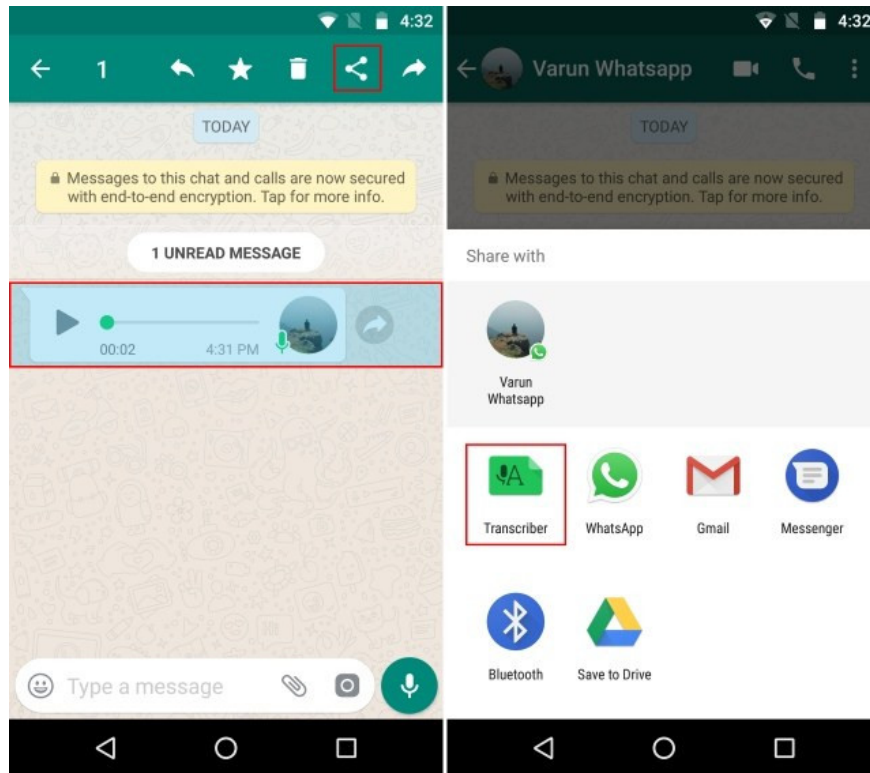
To get started, download and install the APK file of **Transcriber** for WhatsApp on your device.



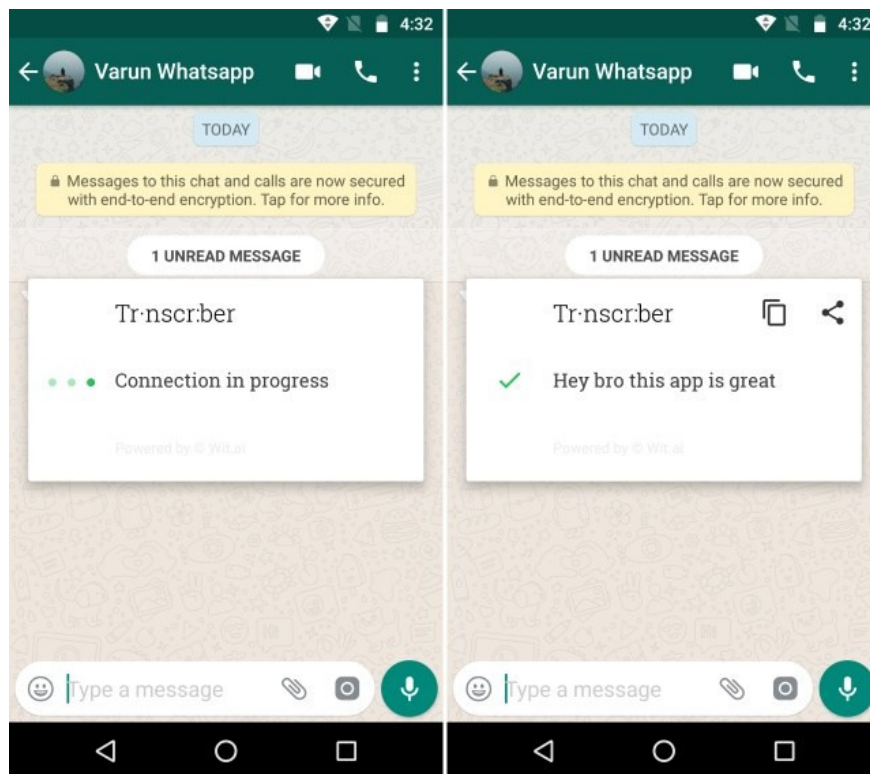
Open the app and swipe the different cards. Touch " **Done** " in the lower right corner to continue.



Now when Transcriber is set up, open the chat section with WhatsApp voice messages you want to convert. Press and hold the voice message to select. Then, click on the share icon in the top bar. From the list of options that appear, select " **Transcriber** ".




The application will now automatically switch from voice to text and display it on the screen.



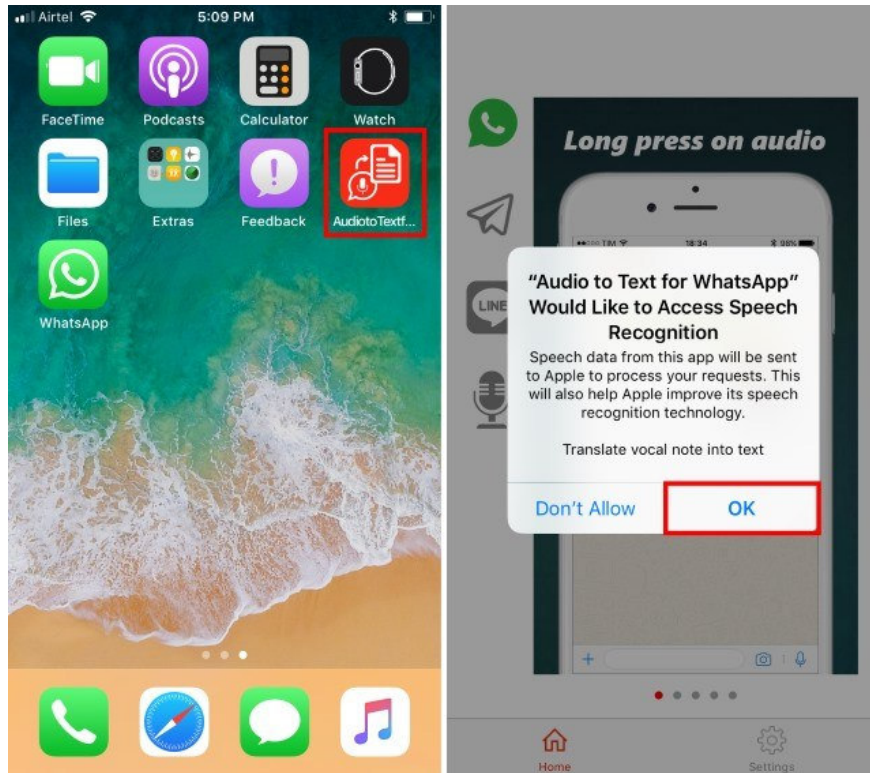
**Note:** Only some of the following languages are supported at this time: English, Italian, German, Spanish, French, Portuguese, and Russian. It will soon support more languages.

# Transfer WhatsApp voice messages to text on iOS

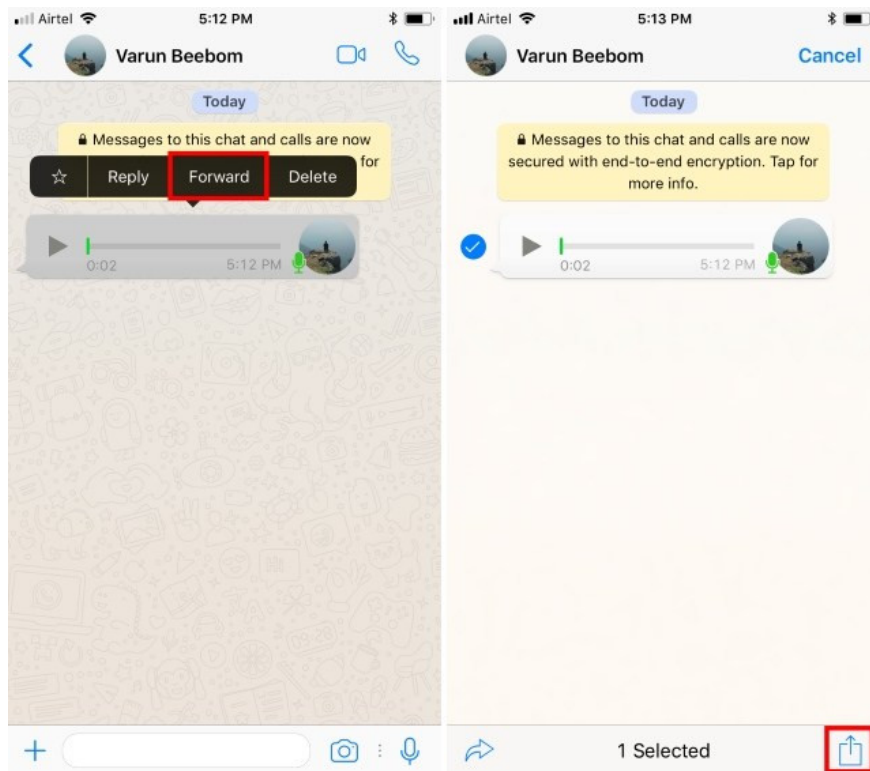
To start, download and install **Audio to Text for WhatsApp** (free) on iPhone.



Now, open the Audio to Text for WhatsApp application and grant access to voice recognition.



Then go to WhatsApp chat. Touch and hold on the voice message you want to convert and select " **Forward** ." When done, click the sharing icon at the bottom right.



Finally, in the list of options that pop up, select "**Audio to Text**". And now, the application will automatically convert voice messages into text.

I wish you all success!

You finished reading the article "**How to 'read' WhatsApp voice messages on Android or iPhone**" edited by the [TipsMake](#) team. We hope this article has provided you with many useful tech tips and tricks. You can search for similar articles on tips and guides. Thank you for reading and for following us regularly.