

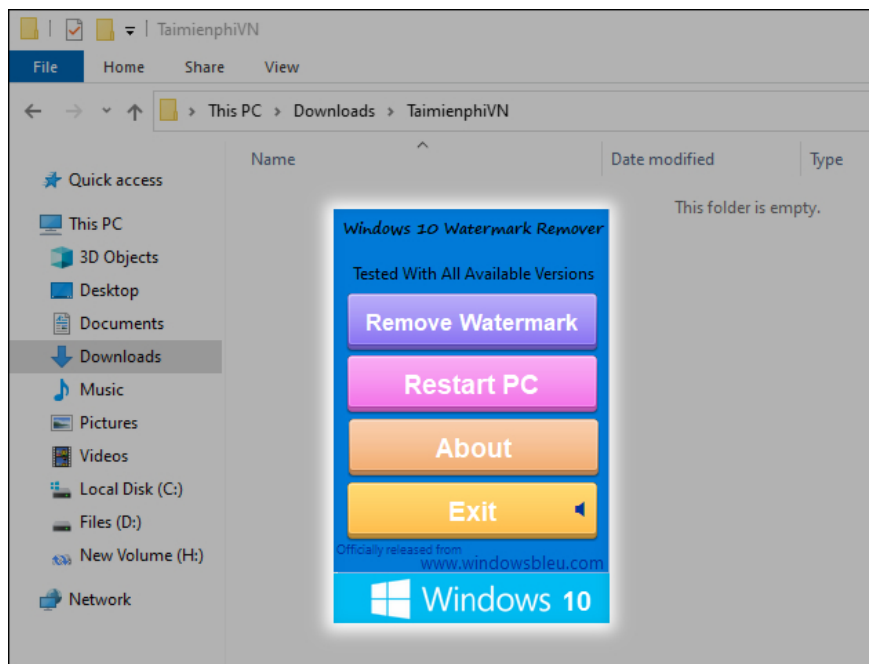
# How to quickly remove the Windows 10 license key notification.

The Windows 10 license request message often appears when the operating system is not activated or is invalid. This article will share how to quickly resolve this issue.

This guide will show you how to remove the Windows 10 license key notification and fix the problem without paying. Free Download will share a simple and effective solution below.

## *Instructions on how to remove the Windows 10 license notification.*

### *1. Use Win 10 Watermark Remover*

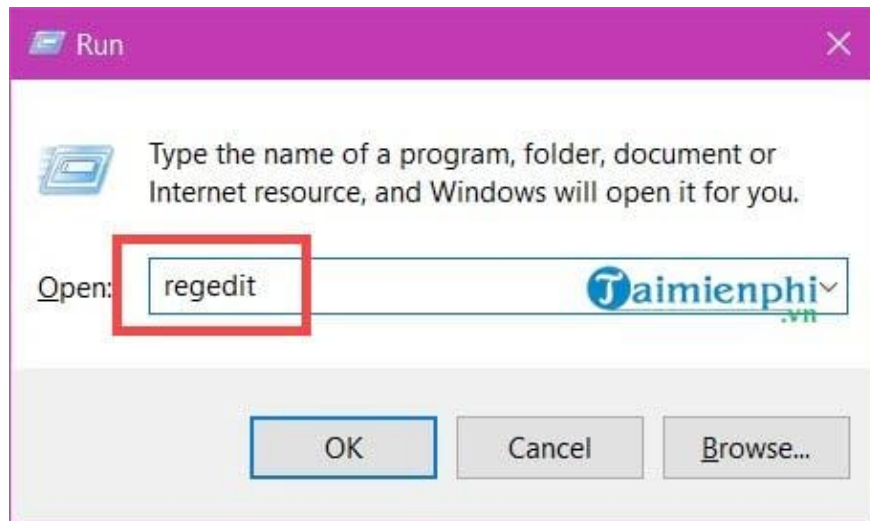


Windows 10 Watermark Remover helps you easily remove the notification in the bottom right corner of the screen. However, this software only removes the notification text; it does not activate a permanent license.

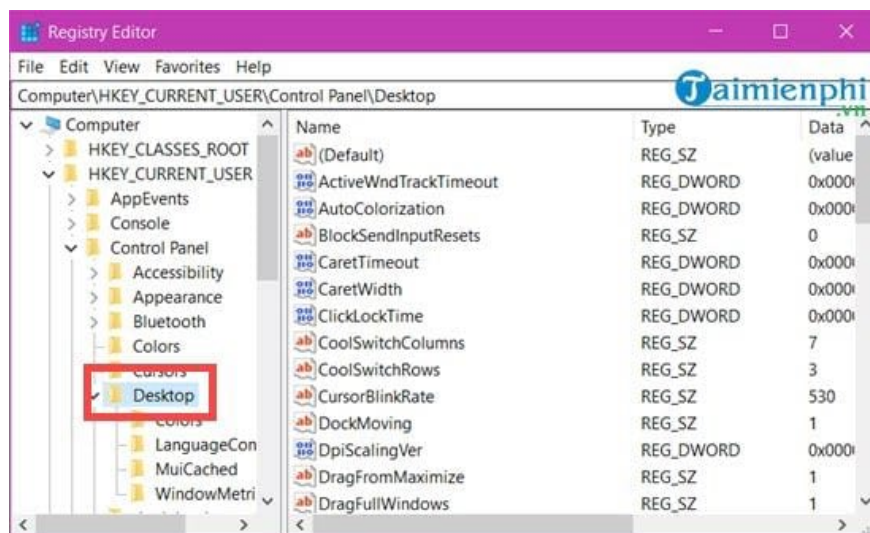
### *2. Using the Registry*

Besides using software to remove the license key, we have another option: using the Registry and finding a Key item named **PaintDesktopVersion** .

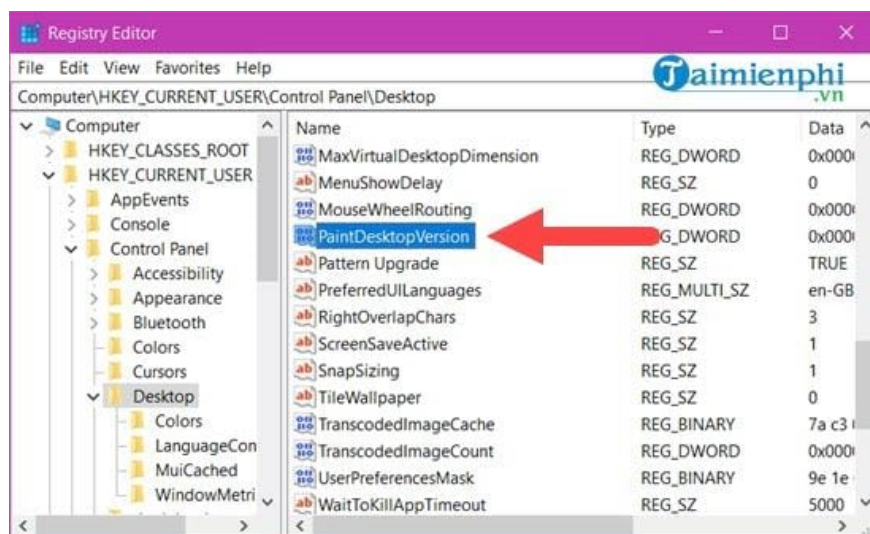
*Step 1:* Press the **Windows + R** key combination , then type **Regedit** and press OK to open it.



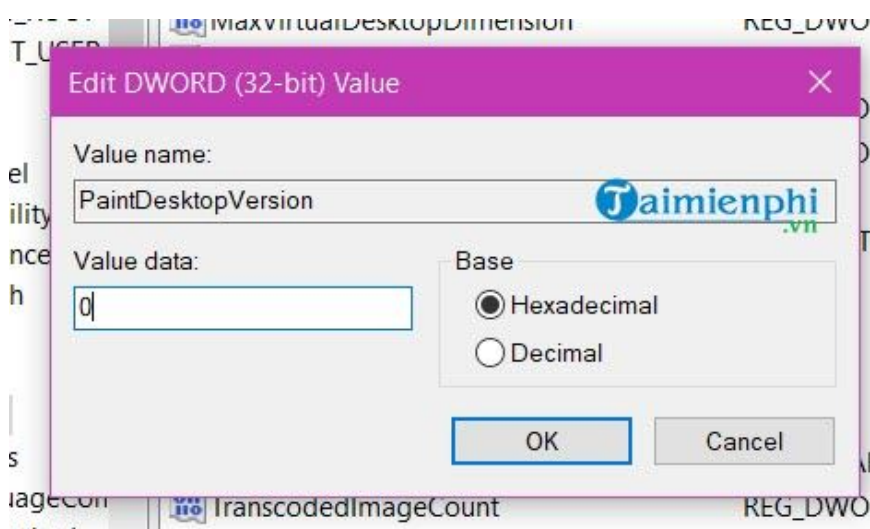
*Step 2:* In the Registry Editor interface, navigate to **HKEY\_CURRENT\_USER > Control Panel >** and then access the **Desktop** folder .



*Step 3:* Here, look to the right and find a file named **paintDesktopVersion** . Double-click on that file to open it.



Step 4: Here, you just need to change its value to 0.



Please note that this method is not permanent; the recurrence time cannot be determined as it depends entirely on various factors.

If you only want to remove the Windows 10 license key notification without reactivating the operating system, Windows 10 Watermark Remover is a great option to easily eliminate this notification. However, if you need a long-term solution and don't want to encounter problems with the notification in the future, consider activating Windows 10 officially to ensure the operating system runs stably and with full functionality.

You finished reading the article "**How to quickly remove the Windows 10 license key notification.**" edited by the [TipsMake](#) team. We hope this article has provided you with many useful tech tips and tricks. You can search for similar articles on tips and guides. Thank you for reading and for following us regularly.