

How to quickly open a PDF file when you've forgotten the password.

Need to open a PDF file but forgot the password? There's a way to quickly crack a PDF without specialized software. This article will help you easily recover access to the file.

Forgetting your PDF password can disrupt your work. Fortunately, there are many ways to easily unlock PDF files, from online tools to specialized software. Let's explore the method that's right for you with Tai Mien Phi.

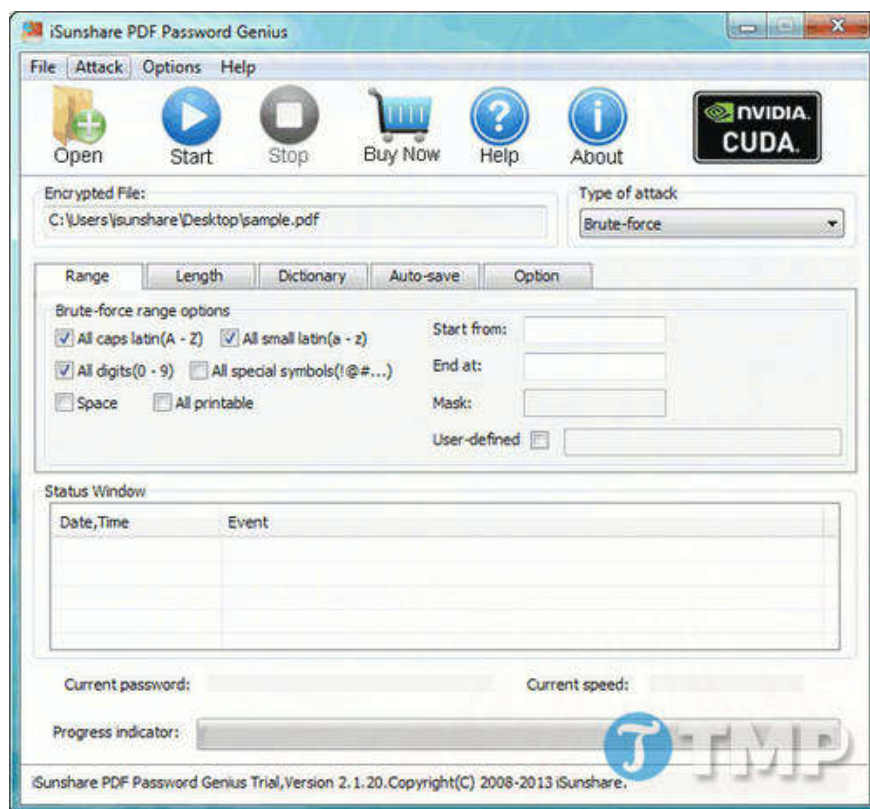
How to access PDF files when you forget your password.

1. Recover your password

Step 1 : Download **PDF Password Genius** to your computer.

Step 2 : Open the software.

Step 3 : Import the password-encrypted PDF file by clicking the **Open** button and then entering the file into the **Encrypted File** box .



Step 4 : Choose your password cracking method and configure the settings.

Step 5 : Click the **Start** button .



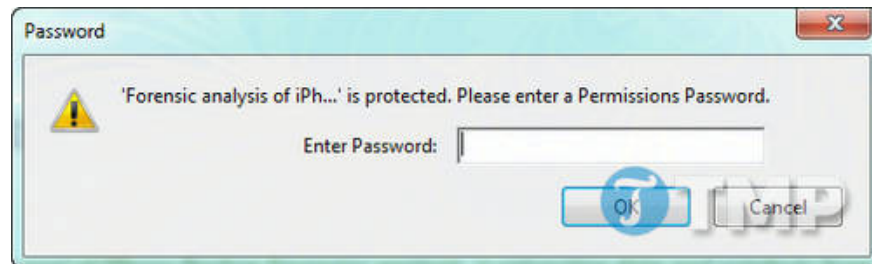
2. Unlock PDF files

After finding the PDF file password using PDF Password Genius, the next step is to unlock that PDF file.

In the PDF Password Recovered dialog box, copy and save the PDF file password. Then follow the steps below to decrypt the PDF file using the new recovery password.

Step 1 : Right-click on the password-encrypted PDF file and select **Open With Adobe Acrobat** .

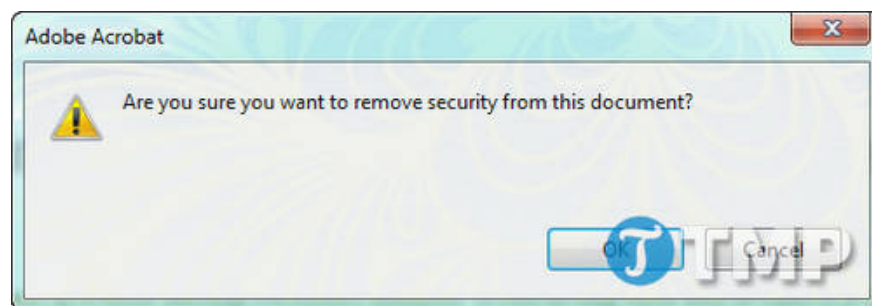
Step 2 : Copy and paste the PDF password you just found into the Password dialog box, then click **OK** .



Step 3 : Find and click the password icon on the toolbar as shown below, then select **Remove Security** from the dropdown menu .



Step 4 : In the next dialog box, click **OK** to remove the password from the PDF file.



Step 5 : Press **Ctrl + S** to save the PDF file.

If you forget your PDF password, unlocking the file using Google Drive or an online tool is the quickest way. For important documents, Adobe Acrobat and specialized software can help recover PDF passwords safely and effectively.

Additionally, you can also use PDF Password Genius to unlock Office files (including Word, Excel, PowerPoint, etc.) in case you forget or lose your password.

You finished reading the article "**How to quickly open a PDF file when you've forgotten the password.**" edited by the [TipsMake](#) team. We hope this article has provided you with many useful tech tips and tricks. You can search for similar articles on tips and guides. Thank you for reading and for following us regularly.

